

2018 - 2022



Capital Improvement Plan





Table of Contents

EXECUTIVE SUMMARY 5

CAPITAL IMPROVEMENT DEVELOPMENT PROCESS 10

CAPITAL FUNDS

301 – Public Improvement Fund..... 13

303 – Public Art Fund..... 19

304 – Food Tax Fund 59

305 – Softball Improvement Fund 313

306 – Fire Equipment Acquisition & Replacement Fund 317

307 – Fire Protection Development Fund..... 323

308 – Police Development Fund 329

309 – Island Grove Development Fund 335

312 – Transportation Development Fund 345

314 – Parks Development Fund..... 399

316 – Trails Development Fund..... 405

318 – Quality of Life Fund..... 423

320 – Faster Fund 505

321 – Keep Greeley Moving Fund..... 535

322 – 2016 City Center 565

ENTERPRISE FUNDS

402 – Sewer Construction Fund.....	569
403 – Sewer Capital Replacement Fund	593
405 – Water Construction Fund.....	641
406 – Water Capital Replacement Fund	683
407 – Water Rights Acquisition Fund.....	775
412 – Stormwater Construction Fund	797
413 – Stormwater Replacement Fund	839

Executive Summary

The Need for Capital Planning

A core responsibility of local government is to preserve, maintain, and improve capital assets. All activities that the City of Greeley performs from providing services to businesses and residents to equipping its employees to perform their jobs efficiently requires the existence of certain physical assets. These assets include anything from well-maintained streets, sewer, and stormwater systems to snowplows, information technology systems, and outdoor trails. These items and projects must be completed or replaced in a timely manner, to ensure that the City can provide quality services to its residents and businesses. The five year capital improvement plan has been developed to ensure that the City can continue to provide these services effectively and efficiently.

The Capital Improvement Plan (CIP) is first and foremost a planning document. It is reviewed annually and is subject to change as the needs of the City evolve. The CIP process provides effective financial planning, project identification, scope design and cost estimating. Effective capital planning ensures that the City is positioned to:

- Forecast public facilities and improvements that will be needed in the near future.
- Anticipate and project financing needs to maximize available federal, state and county funds.
- Promote sound financial planning to promote and enhance the City of Greeley's bond rating.
- Focus attention and assist in the implementation of the City Council's Priorities as outlined in the official Comprehensive Plan.
- Serve as a guide for local officials in making budgetary decisions.
- Balance the needs of new and existing development.
- Promote and enhance the economic development within the City.
- Strike a balance between needed public improvements and the financial capacity to provide for them.
- Provide an opportunity for citizens and interest groups to voice opinions on development within the City.
- Provide improvements in a timely and systematic manner.

While most of the City's budget is focused on one and two year intervals, the CIP allows for the City to focus its attention on long term objectives and assess its financial capacity for capital and operating needs. The formal adopted plan allows for the City to maintain a consistent level of service, paired with a consistent level of capital spending; exclusive of extraordinary events.

Funding and Revenue Assumptions

Funding sources for the capital plan come from sales and use tax, user fees, development fees, intergovernmental agreements and grants, loans, and bonds.

The food tax (3% sales tax on food for consumption) has been approved by voters until December 2021 and is restricted by ordinance to fund facilities and infrastructure repairs, maintenance, and improvements.

User fees provide for the replacement of the water, sewer, and stormwater systems in the utility funds. New construction is funded primarily by bond or loan proceeds, plant investment fees, development fees, and user fees. Water and Sewer project priorities and rates are established by the Water & Sewer Board.

Quality of Life projects are funded by a 0.3% sales and use tax. Projects include construction, improvement, and renovation of recreation, parks, and cultural amenities. The tax was approved by citizens in November of 2002, implemented in January of 2003, is set to expire in December of 2022.

Keep Greeley Moving projects are funded by 0.65% sales and use tax and is the largest source of revenue for capital projects not related to enterprise funds to fund street and infrastructure improvement within the City. This tax was approved by citizens in the last quarter of 2015, was implemented in January of 2016, and is set to expire in December of 2022.

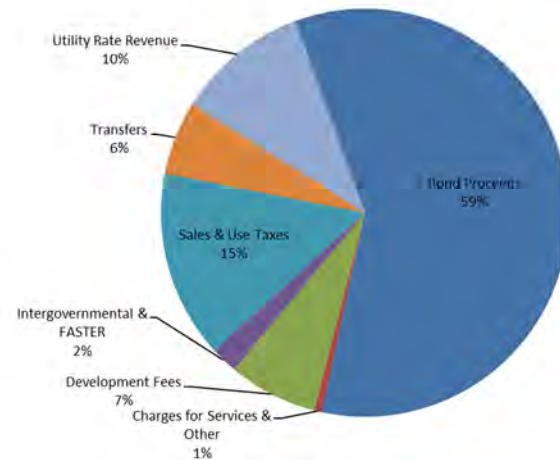
Revenues and Expenditures by Fund

The table below summarizes the revenues and expenditures by fund. Budget assumptions include inflation, changes in the scope of projects, the addition of new projects, adjustments in project priority, both the spending down and buildup of fund balance in various funds, an increase in anticipated sales and use tax revenue, and increase in food tax revenue.

Fund	Beginning Fund Balance	2018 Revenues	2018 Expenditures	Ending Fund Balance
301 - Public Improvement	10,755	1,899,921	1,897,898	12,778
303 - Public Art	905,245	298,326	375,364	828,207
304 - Food Tax	332,305	7,196,268	7,327,806	200,767
305 - Softball Improvement	54,449	12,150	100	66,499
306 - Fire Equip & Acquisition Replacement	(626,914)	989,336	1,071,046	(708,624)
307 - Fire Protection Development	2,077,750	181,338	2,000	2,257,088
308 - Police Development	401,725	52,777	40,550	413,952
309 - Island Grove Development	(210,876)	170,720	87,853	(128,009)
312 - Transportation Development	5,447,187	4,869,312	10,102,169	214,330
314 - Park Development	-	964,244	964,244	-
316 - Trails Development	862,498	103,183	855,660	110,021
318 - Quality of Life	1,230,859	4,993,919	6,030,476	194,302
320 - FASTER	579,831	563,304	1,089,876	53,259
321 - Keep Greeley Moving	1,054,985	13,665,433	13,665,433	1,054,985
322 - 2016 City Center	267,661	-	267,661	-
402 - Sewer Construction	1,607,533	3,051,555	3,393,240	1,265,848
403 - Sewer Capital Replacement	(1,489,987)	15,060,156	6,683,762	6,886,407
405 - Water Construction	(9,122,107)	52,064,507	44,484,908	(1,542,508)
406 - Water Capital Replacement	7,193,663	28,247,638	34,825,429	615,872
407 - Water Rights Acquisition	8,667,269	4,456,352	8,460,247	4,663,374
412 - Stormwater Construction	383,223	2,450,723	2,336,041	497,905
413 - Stormwater Replacement	275,299	1,230,281	1,470,507	35,073
Total	\$ 19,902,353	\$ 142,521,443	\$ 145,432,270	\$ 16,991,526

The distribution of funding sources for the Capital improvement budget illustrated in the graph shown below.

2018 Revenue as Percentage of Total CIP Budget



Highlights from the Capital Improvement Plan by Fund

301 Public Improvement Fund: The 10th Street Access Improvements Phase 2 will commence in 2018 for a total of \$1,897,596. The existing intersection is outdated and turning lanes for large vehicles are not effective. There are over 90 access points in this segment of road and consolidation will improve safety and efficiency. This is a multi-year project that will combine and eliminate various access points, provide sidewalks where there are none, add pedestrian access ramps, and incorporate landscape improvements.

303 Public Art Fund: Funded projects for 2018 total \$375,364. Art work will be installed at the new City Center located on 11th Avenue and 11th Street for a total of \$100,000. The art fund also includes the operating costs of Tointon Gallery, public art coordinator, and public art maintenance for an annual General Fund contribution of \$96,977.

304 Food Tax Fund: Projects for the 2018 budget year total \$7,327,806. The 2018 Capital Improvement Plan includes the following categories and amounts:

- Street Maintenance / ADA: \$4,291,959
- Building Maintenance / HVAC: \$1,401,598
- Parks Maintenance and Improvements / Irrigation: \$1,338,249
- Rebate Program for Food Tax: \$120,000
- Police Maintenance: \$98,000
- Trail Maintenance: \$75,000

305 Softball Improvement Fund, 307 Fire Protection Development Fund, 309 Island Development Fund, and 322 2016 City Center Fund: These funds do not currently have funded projects for 2018-2022.

306 Fire Equipment & Acquisition Replacement Fund: The total 2018 Fire Equipment & Apparatus replacement budget is \$1,071,046. The budget includes: the replacement of a 2001 Tender for \$275,834; the addition of an alternative response vehicle for \$150,000; and \$19,287 towards the fleet replacement fund (512) for two staff car replacements. The remaining amount of \$644,712 is for loans, leases, and investments.

308 Police Development Fund: The total for 2018 is \$40,550 with funds being used to purchase a license plate reader in 2018 and 2020.

312 Transportation Development Fund: The 71st Avenue Bridge/ Road Widening from 12th -22nd Street will continue in 2018 and 2019 for a total of \$7,575,000. This project will widen 71st Avenue between 12th and 22nd Street to improve arterial standards. It will be phased over a period of three years to allow for final design and right of way acquisition in year one. Replacement of the Sheep Draw Bridge will take place in year two, followed by roadway construction in year three. The 20th Street Phase IV: Widening 83rd to 86th Avenue will begin in 2018 for \$3,535,000.

314 Park Development Fund: This fund transfers development revenues to the Quality of Life Fund to complete Park's projects in that fund. A development fee revenue transfer of \$964,194 will take place in 2018.

316 Trails Development Fund: The Broadview Acres Trail will continue to be completed through 2020 for \$367,236. The Sheepdraw Trail Spurs (South though Triple Creek Open Space and North of 20th Street in Mountain Vista) are scheduled to start in 2018 for a total of \$705,005.

318 Quality of Life Fund: Total funded projects in 2018 are \$5,748,422. Projects include playground replacements at Kiwanis and Sunrise parks for \$450,000, the Sheepdraw trail 71st Avenue to 20th Street and North along 83rd Avenue Bridge for \$2,150,000, and a new skate park for \$1,800,000. Additional operating costs for park maintenance were added in 2018 to be used in the General Fund for a total of \$639,838 in 2018.

320 FASTER Fund: The total funded 2018 budget is \$1,089,876. The right turn lane on north bound 47th avenue into CenterPlace shopping center will be added in 2018 for \$350,000. The CenterPlace Turn Lane project will begin design in 2018 for \$243,000.

321 Keep Greeley Moving Fund: \$7,099,640 is planned in 2018 for Overlay and Striping to improve the Pavement Quality Index (PQI) for roads in Greeley. \$3.6 million is transferred to the Transportation Development Fund (312) to complete identified road widening projects. \$1,091,629 is allocated in 2018 to fund the Concrete Repair and Cross Pan Replacement Program. \$300,000 is planned in the Neighborhood Concrete Program in 2018 as part of the City of Greeley's promise to residents to replace deteriorated sidewalks, curbs, gutters and alley entrances, and cross pans. For additional information please visit www.keepgreeleymoving.com.

- Utility Funds -

402 Sewer Construction Fund: For the years 2018-2022 \$9,108,952 is allocated to fund capital improvement projects. \$2,400,000 is dedicated to the Ashcroft Draw Sewer Phase 2 and \$505,000 to the North Greeley Sewer Phase 2B in 2018. In 2020 the Poudre Trunk Phase 2 Project will be constructed for \$2,020,000 and the Ashcroft Draw Base Lift Station project will be started for a total of \$2,865,000.

403 Sewer Capital Replacement Fund: \$33,943,029 is allocated to fund projects for the years 2018-2022. Notable projects include \$19,052,000 for the Nitrification Phase II. This is a 2018 through 2021 project that was driven by the 2012 Nutrients Regulation which will require the Water Pollution Control Facility (WPCF) to comply with total inorganic nitrogen and total phosphorous discharge. \$464,800 over 5 years is allocated for capital outlay replacement, which funds the replacement of pickups, tractors, backhoes, loaders, compressors and other required equipment. \$2,390,000 in funding from 2018-2022 is allocated for the Trenchless Main and Collector Rehabilitation project, an ongoing project that renews 1% of the sewer system using cured-in-place pipe. The WPCF Blower Replacement project is planned for 2018 for a total of \$2,327,000.

405 Water Construction Fund: \$62,833,099 is allocated to Water Capital Replacement for the years 2018-2022. \$44,484,908 is budgeted for 2018 with \$38,250,000 in the Windy Gap Firming project, \$2,778,000 in the Milton Seaman Permitting and Mitigation Projects, and \$2,860,000 in the Disinfection Outreach and Verification project. The majority of the expenditures in this fund are allocated to the Windy Gap Firming project. This project spans from 2018-2020 to ensure the delivery of 4,000 acre feet of water to Windy Gap Share owners in an effort to meet current and future water needs for \$38.5 million. Debt of \$47.75 million is expected to be issued in 2018. \$5,014,400 is allocated in years 2021 and 2022 to fund the Bellvue Two Million Gallon Clearwell project to comply with Colorado Department of Health and Environment design criteria, as plant flows have to be raised four to six million gallons per day during backwashing. \$6,084,000 is allocated to the Milton Seaman Permitting project from 2018 to 2022. This project will secure the required permitting for an enlarged Milton Seaman Reservoir, as part of the water supply project. The reservoir is necessary to increase Greeley's water supply to meet future needs.

406 Water Capital Replacement Fund: \$58,143,175 is allocated to Water Capital Replacement for the years 2018-2022. Notable projects include \$14.7 million allocated for years 2019-2021 for the Boyd Water Treatment Needs Assessment project. This project encapsulates all the rehabilitation work for the Boyd Water Treatment Plant, replacing many outdated components, as well as enabling the plant to operate year round as currently it is used as a summer peaking plant. \$9.5 million will be allocated for years 2018-2022 to the Transmission System Rehabilitation project, an ongoing project on the treated water transmission line. In 2018 the project will rehabilitate the structural crossing under the Poudre River, railroads, Highway 34, Highway 257 and Interstate 25. \$6.3 million will be allocated for years 2018-2020 for the Milton Seaman Outlet Works Evaluation project, with permitting, surveying, & soils investigation in 2018, final design in 2019, and construction in 2020. In order to complete the listed projects, bonds are planned to be issued in 2018 and 2020.

407 Water Rights Acquisition Fund: \$36,320,074 is allocated for 2018-2022. Notable projects include \$32.7 million allocated to Phase II of the Future Water Acquisition project. This project is an ongoing project that has a goal of acquiring an additional 10,000 acre feet of water supply over the course of 10 years to secure water for future growth. \$1.4 million is allocated for the years 2018 through 2020 to the Development of Parcel B at Poudre Ponds to expand gravel pit storage on the Lower Poudre River. This project will allow for an increase in augmentation storage and recreational opportunities at the Poudre Ponds site.

412 Stormwater Construction Fund: \$19,529,551 is allocated to Stormwater Construction projects for the years 2018-2022. Of that value \$8.3 million for the years 2019-2021 will be for the 12th Street Outfall: US-85 Bypass Crossing project. This project will fund the construction of a 14 ft. wide by 6 ft. tall concrete box culvert storm drain under the US-85 Bypass along 12th St. from 1st Avenue to 2nd Avenue. \$3.9 million is allocated to fund the 12th St. Outfall: 1st Avenue Water Quality Pond project, which consists of the design and construction of a 6.6 acre-foot water quality basin at the downstream end of the 12th Street Outfall to reduce the amount of stormwater pollution from the downtown neighborhood entering the Cache la Poudre River.

413 Stormwater Replacement Fund: \$7,059,289 is allocated to projects within this fund for years 2018-2022. \$2.8 million is allocated to the Other Drainage System Repairs project and consists of miscellaneous repairs of stormwater piping, inlets and manholes throughout the City to comply with current design standards, and to update inefficient and inadequate drainage systems.

CAPITAL IMPROVEMENT PLAN DEVELOPMENT PROCESS

Assign Project Titles

- Make the title descriptive of the work. Title the project based on the problem to be solved at a location, rather than titling based on the solution.
- Projects are grouped in a meaningful way for the department. A project title of Boomerang Improvements won't work if it includes everything from the kitchen sink replacement to the cart path overlay. It is a judgment decision.

Formulate Project Descriptions

- Target activities to be completed each year are included in the project description. This should be a brief statement of the work that will be performed and the location.

Formulate Project Cost Estimates

- The costs of each project are broken down into any of the following 27 categories:

Art	Off-Site Improvements
Capital	Operating Supplies
Construction/Maintenance	Other Capital
Construction-External	Permit/Fees Etc
Construction-Internal	Printing
Contingency	Professional Services
Design Fees	Project Management
Furniture/Fixtures/Equipment	Repair/Maintenance Supplies
Hazmat	Soil Investigation
Land/Building/Demolition	Surveying
Legal Publications	Testing & Inspection
Miscellaneous	Transportation
Miscellaneous Design	Utility Services
Moving	

Assign Rankings

- Rankings

All projects are numerically ranked by the department within each funding source. The emphasis is placed on the necessity and importance of each project.

A second ranking is done by the Capital Project Committee (CPC). This committee ranks projects from all the departments within each funding source. It also reviews the year in which projects are proposed and coordinates projects citywide for efficiencies. The CPC committee consists of the City Engineer, Chief Engineer-Water & Sewer, and a representative from Purchasing.

Document Project Justifications

The following things should be considered:

- Reason the project is necessary
- Related projects (timing issues)
- Coordination efforts required with other agencies (timing issues)
- Mandates and deadlines for compliance
- Service Impact (number of participants impacted)
- New fees that could be generated as a result of the completion of the project (new recreation center-usage fees, program fees)
- Community priority references
- Safety requirements.

Document Operating Impact

The operating impact is information required for submission of each project. Costs are recorded in the year they will initially occur. It will be assumed that the cost continues from that point on, unless information is provided otherwise. The following possibilities exist:

- A maintenance project that doesn't require anymore than is already in the budget for maintenance.
- A maintenance project that replaces existing items with a more cost effective material or device that would result in a slight savings in operating dollars. Examples: more energy efficient HVAC unit resulting in an electricity savings.
- New projects will always have some kind of operating impact.

Note Unfunded Projects

- All projects not funded are placed on an unfunded list.

Present product to the City Council for review and final consideration

CITIZEN INPUT INCORPORATED IN THE CIP DEVELOPMENT PROCESS

The citizens are involved in the capital improvements plan through participation in citizen boards, commissions, and participation in public meetings, work sessions and public hearings.

Participation in Citizen Boards and Commissions

Each discipline within the City has a citizen board or commission that helps to identify and prioritize needs within their scope of interest. The citizen boards and commissions are particularly influential with regard to the addition of a project to the plan and the priority it has within the scope of needs for the community.

Participation in Public Meetings

Each year in the fall, a workshop is held to inform the City Council and all interested citizens about the proposed budget for the year. A session within this workshop is devoted to capital improvements. Since annual appropriations are required by charter, two required public hearings are held in conjunction with the operating budget each year. Capital improvements typically represent 20% of the total budget and are considered carefully.

CAPITAL IMPROVEMENT PROGRAM IMPACTS TO THE OPERATING BUDGET

All capital improvement projects are required to show the operating budget impact at the time the projects are submitted for consideration in the Capital Improvement Program. This includes the number of full time equivalent positions that would be needed or could be eliminated and the cost or savings for salaries/benefits, supplies/services, and equipment. It would not be prudent to make funding decisions in favor of a project the City could not afford to maintain, staff, or provide equipment for.

Capital improvements can impact the budget by increasing or decreasing revenues and expenditures. Revenues could be increased if the improvement attracts new businesses (building permits, sales tax, and property tax). The improvement could also increase expenditures. Perhaps an expansion requires new employees, additional maintenance services, or additional utility costs. Construction of a new street may require additional costs for police patrol services, snow and ice removal, or street light utility costs. Perhaps new technology could make the operation of a plant more efficient resulting in a reduction in power costs, utility costs, and personnel costs (reduction in overtime or man-hours).

Many projects are associated with prevention of future excessive costs that are difficult to measure. The cost of the maintenance should not exceed the benefit of the asset. The projects may have maintenance costs, but the existing maintenance budgets are sufficient. The priority for available capital project funds has been maintenance of existing facilities and infrastructure. Most of the City of Greeley's projects fall into this category.

HOW THE CAPITAL IMPROVEMENT PLAN IS FORMULATED

The following time line is a specific listing of the steps used to develop the Capital Improvement Plan.

March	The Planning division of Community Development presents a Growth Report from a study to estimate population growth based on the number of households, the average number of people in a household, and a five-year growth area capable of accommodating the estimated increase in residential units or the Mid-Range Expected Service Area (MRESA). Commercial and industrial development prospects are also evaluated at this time.
April-June	Existing projects roll forward one year. Detailed information is distributed that provides instructions for revising projects. There is also information reminding departments about the general philosophies mentioned earlier in this discussion. Each project is evaluated by the department head. New projects are then submitted to the Finance Department and entered into the database along with updates or changes to existing projects.
June-July	The Budget staff and City Engineer finalize the plan by shifting funding priorities as necessary and incorporating new projects, particularly in year five. The City Manager determines the overall budget proposal.
August-September	Work sessions are held to consider budget issues (for operating and for capital improvements).
October	The first and second public hearings are held, and the budget is appropriated.



Public Improvement

Fund 301



2018 - 2022 Five Year Plan

301 - Public Improvement

	2016 Actual	2017 Original Budget	2017 Revised Budget	2018	2019	2020	2021	2022	Total 2018 - 2022
Beginning Available Cash Balance	\$5,009,915	\$3,901,349	\$3,901,349	\$10,755	\$12,778	\$14,810	\$16,847	\$18,887	

Revenues

GL	Description	2016 Actual	2017 Original	2017	2018	2019	2020	2021	2022	2018-2022
4322	State Pass Through	580,941	-	5,225,910	1,571,020	-	-	-	-	1,571,020
56**	Investment Earnings	43,035	8,675	8,675	2,325	2,336	2,341	2,345	2,415	11,762
5715	Other-Refund Of Expenditures	50,000	-	541,500	-	-	-	-	-	-
5759	Other	900	-	-	-	-	-	-	-	-
5802	Sales Of Other City Asset	8,000	-	-	-	-	-	-	-	-
6001	Operating Transfer From General Fund	1,150,000	-	1,080,797	-	-	-	-	-	-
6110	Operating Transfer From Convention Center Fund	1,500,000	-	-	-	-	-	-	-	-
6307	Operating Transfer From Fire Protect Development	60,000	-	-	-	-	-	-	-	-
6320	Operating Transfer From FASTER	313	-	-	326,576	-	-	-	-	326,576
Total Revenue		\$3,393,190	\$8,675	\$6,856,882	\$1,899,921	\$2,336	\$2,341	\$2,345	\$2,415	\$1,909,358

Expenditures

Page	Project	Title	2016 Actual	2017 Original	2017	2018	2019	2020	2021	2022	2018 - 2022
	3060	10th Street Access Improvements Phase 1	1,350	-	-	-	-	-	-	-	-
	301.14	I-25 Capacity Study	10,000	-	-	-	-	-	-	-	-
	903	East 16th Street - US 85 Bypass to Ash Avenue	28,120	-	-	-	-	-	-	-	-
	301.1510	Traffic Signal Retiming	144,563	-	-	-	-	-	-	-	-
	301.8	Move Fiber and Phone Lines to Senior Center	250,000	-	-	-	-	-	-	-	-
	325	Public Works Capital Improvement	391,988	-	-	-	-	-	-	-	-
	301.1509	Admin Space Development	429,336	-	-	-	-	-	-	-	-
	361	Public Safety Training Facility - 35th Ave & 4th St	480,166	-	-	-	-	-	-	-	-
	301.1	Compressed Natural Gas (CNG) Bus Storage and Repair Facility Modification	575,000	-	-	-	-	-	-	-	-
	301.15	11th Avenue & 11th Street Campus - Fire Station #1	868,578	-	-	-	-	-	-	-	-
	3430	Investment Charges	4,220	1,128	1,128	302	304	304	305	306	1,521
	2004	Greeley Evans Transit Transfer Center	1,685	-	3,503,814	-	-	-	-	-	-
16	301.5	10th Street Access Improvements Phase 2	421,380	-	4,115,608	1,897,596	-	-	-	-	1,897,596
	301.3	919 7th Street - Demolition of the Lincoln Park Annex & Parking Lot	895,371	-	1,504,629	-	-	-	-	-	-
	301.20	New Sidewalk Installation	-	-	541,500	-	-	-	-	-	-
	2065	Downtown Infrastructure	-	-	1,080,797	-	-	-	-	-	-
Total Expenditures			\$4,501,756	\$1,128	\$10,747,476	\$1,897,898	\$304	\$304	\$305	\$306	\$1,899,117

Ending Available Cash Balance	\$3,901,349	\$3,908,896	\$10,755	\$12,778	\$14,810	\$16,847	\$18,887	\$20,996
-------------------------------	-------------	-------------	----------	----------	----------	----------	----------	----------

2018 - 2022 Five Year Plan Comparison to Previous Budget Year

301 - Public Improvement

	2018 Original	2018	2019 Original	2019	2020 Original	2020	2021 Original	2021	2022 Original	2022	Total 2018 - 2022 Original	2018-2022
Beginning Available Cash Balance	\$10,755	\$10,755	\$12,778	\$12,778	\$14,810	\$14,810	\$16,847	\$16,847	\$18,887	\$18,887		

Revenues

GL	Description	2018 Original	2018	2019 Original	2019	2020 Original	2020	2021 Original	2021	2022 Original	2022	2018-2022 Original	2018-2022
4322	State Pass Through	1,571,020	1,571,020	-	-	-	-	-	-	-	-	1,571,020	1,571,020
56**	Investment Earnings	2,325	2,325	2,336	2,336	2,341	2,341	2,345	2,345	-	2,415	9,347	11,762
6320	Operating Transfer From FASTER	326,576	326,576	-	-	-	-	-	-	-	-	326,576	326,576
Total Revenue		\$1,899,921	\$1,899,921	\$2,336	\$2,336	\$2,341	\$2,341	\$2,345	\$2,345	-	\$2,415	\$1,906,943	\$1,909,358

Expenditures

Page	Project	Title	2018 Original	2018	2019 Original	2019	2020 Original	2020	2021 Original	2021	2022 Original	2022	2018-2022 Original	2018 - 2022
	3430	Investment Charges	302	302	304	304	304	304	305	305	-	306	1,215	1,521
16	301.5	10th Street Access Improvements Phase 2	1,897,596	1,897,596	-	-	-	-	-	-	-	-	1,897,596	1,897,596
Total Expenditures			\$1,897,898	\$1,897,898	\$304	\$304	\$304	\$304	\$305	\$305	-	\$306	\$1,898,811	\$1,899,117

Ending Available Cash Balance	\$12,778	\$12,778	\$14,810	\$14,810	\$16,847	\$16,847	\$18,887	\$18,887	\$18,887	\$20,996		
-------------------------------	----------	----------	----------	----------	----------	----------	----------	----------	----------	----------	--	--

10th Street Access Improvements Phase 2

Project Number:	301.5	Budget Year:	2018
Division:	Engineering	Council Priority:	Safety- Traffic Safety
Project Type:	Road Development	Regions:	3- 10 St South/23 Ave West
Fund:	Public Improvement	Location:	10th Street from 23rd Avenue to 35th Avenue
Project Manager:	Rafael Samaniego	Budget Unit #:	3010006008260000
Project Status:	Funded		

Description:

This project is a federally funded project to improve pedestrian and vehicular access along 10th Street from 23rd Avenue to 35th Avenue. This is a multi-year project and uses federal funds to complete various phases of the work. Combining access points, eliminating others, providing sidewalks where there are none, pedestrian access ramps and landscaping improvements are also included.

Discussion of Progress:

Project is still ongoing for the Final Design and ROW acquisition. There is additional funding in 2018 from CDOT, funding available after July, for construction of the Final Design. Major items for this project in 2017/2018 includes 42 ROW acquisitions. Construction is scheduled for 2019 when all ROW has been cleared by CDOT and the funding from the grant is available.

Justification:

The existing intersection improvements are outdated and turning movements for large vehicles are unsafe. There are over 90 access points in this one mile segment and a consolidation is needed to improve the safety and efficiency of the road.

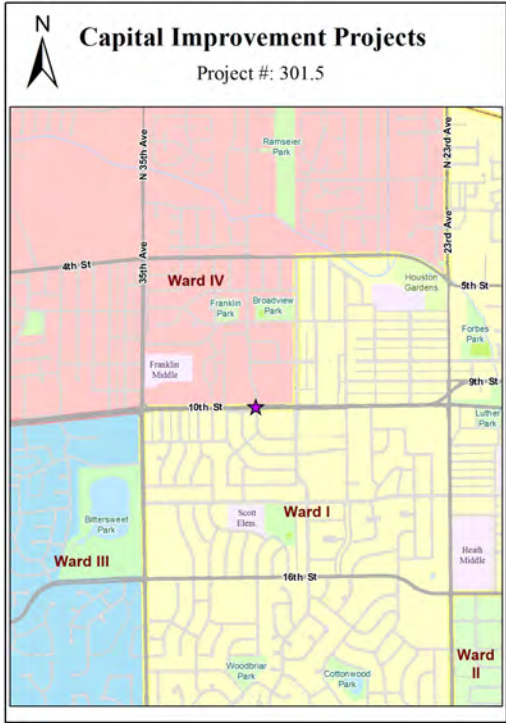
Revenue Detail:

CDOT grant will fund the 2018 project at 82.79% for a total of \$1,571,020. The balance of the required funding is \$326,576 and will be paid using City FASTER (Funding Advancement for Surface Transportation & Economic Recovery) funds. FASTER is revenue raised for bridge reconstruction, highway safety projects and transit primarily through an increase in vehicle registration fees in Colorado.

Impact on Operating Budget:

None

GL Account	Description	Previous 3		2017 Revised	2018	2019	2020	2021	2022	Grand Total
		Years	2016 Actual	Budget						
Revenue										
	Fund Balance	-	74,667	1,705,993	-	-	-	-	-	206,294
4322	State Pass Through	123,315	346,713	2,409,615	1,571,020	-	-	-	-	4,450,663
6001	Operating Transfer From General Fund	1,600,000	-	-	-	-	-	-	-	1,600,000
6320	Operating Transfer From FASTER	-	-	-	326,576	-	-	-	-	326,576
Total Revenue		\$1,723,315	\$421,380	\$4,115,608	\$1,897,596	-	-	-	-	\$6,583,533
Expense										
8202	Construction	-	-	1,516,608	1,866,596	-	-	-	-	3,383,204
8206	Design Fees	144,521	401,395	374,000	-	-	-	-	-	919,916
8212	Land/Building Cost/Demolition	-	-	1,000,000	10,000	-	-	-	-	1,010,000
8214	Legal Publications	-	76	-	1,000	-	-	-	-	1,076
8216	Miscellaneous	314	1,403	-	-	-	-	-	-	1,717
8229	Professional Services	-	-	1,200,000	-	-	-	-	-	1,200,000
8232	Project Management	4,114	18,506	25,000	20,000	-	-	-	-	67,620
Total Expense		\$148,949	\$421,380	\$4,115,608	\$1,897,596	-	-	-	-	\$6,583,533
Net Total		\$1,574,366	-	-	-	-	-	-	-	-





Public Art

Fund 303



2018 - 2022 Five Year Plan

303 - Public Art

	2016 Actual	2017 Original Budget	2017 Revised Budget	2018	2019	2020	2021	2022	Total 2018 - 2022
Beginning Available Cash Balance	\$1,249,474	\$1,315,694	\$1,315,694	\$905,245	\$828,207	\$806,501	\$804,357	\$983,375	

Revenues

GL	Description	2016 Actual	2017 Original	2017	2018	2019	2020	2021	2022	2018-2022
4723	Commissions	3,445	1,000	1,000	1,000	1,000	1,000	1,000	1,000	5,000
56**	Investment Earnings	10,019	5,232	5,232	7,500	7,000	6,500	6,000	5,500	32,500
5788	Other Private Contribution	7,200	9,000	9,000	-	-	-	-	-	-
5812	Damages Recovered	525	-	-	-	-	-	-	-	-
6001	Operating Transfer From General Fund	73,267	73,131	73,131	96,977	101,267	103,736	105,479	108,643	516,102
6312	Operating Transfer From Road Development	46,371	33,000	33,000	100,000	58,537	45,000	144,000	70,495	418,032
6316	Operating Transfer From Trails Development	-	-	-	8,465	3,351	800	-	7,920	20,536
6318	Operating Transfer From Quality of Life	21,274	50,782	50,782	36,500	49,750	-	14,550	39,000	139,800
6322	Operating Transfer From 2016 City Center	253,693	-	-	-	-	-	-	-	-
6402	Operating Transfer From Sewer Construction	-	5,000	5,000	28,000	-	20,000	25,000	-	73,000
6405	Operating Transfer From Water Construction	20,620	24,000	24,000	1,400	1,500	13,300	21,300	81,740	119,240
6412	Operating Transfer From Stormwater Construction	59,800	55,865	55,865	18,484	22,710	22,793	102,878	10,410	177,275
6413	Operating Transfer From Stormwater Replacement Fund	9,435	-	-	-	-	-	-	-	-
6602	Operating Transfer From Museum Fund	38,042	-	-	-	-	-	-	-	-
Total Revenue		\$543,691	\$257,010	\$257,010	\$298,326	\$245,115	\$213,129	\$420,207	\$324,708	\$1,501,485

Expenditures

Page	Project	Title	2016 Actual	2017 Original	2017	2018	2019	2020	2021	2022	2018 - 2022
	2080	Manhole Cover Art	58	-	-	-	-	-	-	-	-
	14137	23rd Avenue 10th Street Triangle Median	270	-	-	-	-	-	-	-	-
	14138	Centennial Village Art Fence Phase III	152,529	-	-	-	-	-	-	-	-
	14144	Whitaker Kintetics	37,289	-	-	-	-	-	-	-	-
	14136	Island Grove - Playground Art	35,717	-	7,000	-	-	-	-	-	-
	2051	Investment Charges	1,056	680	680	1,125	1,050	975	900	825	4,875
24	3220	Paint the Town Murals	3,869	21,191	81,841	21,191	21,191	21,191	21,191	21,191	105,955
28	324	Art Acquisitions (Capital)	2,173	56,144	56,144	56,144	56,144	56,144	56,144	56,144	280,720
	360	Public Art Coordinator	47,061	30,612	30,612	53,886	58,175	62,457	64,200	67,364	306,082
30	430	Sculpture on Loan Program	16,786	25,936	25,936	25,936	25,936	25,936	25,936	25,936	129,680
34	431	Tointon Gallery	10,350	13,543	16,991	13,543	13,543	13,543	13,543	13,543	67,715
38	432	Public Art Community Outreach	3,039	2,800	2,800	2,800	2,800	2,800	2,800	2,800	14,000
40	433	Public Art Installations	4,312	11,300	11,300	7,440	7,440	7,440	7,440	7,440	37,200
44	434	Public Art Maintenance	21,405	21,299	21,299	24,299	24,542	24,787	25,035	25,286	123,949
	1071	Uptown Trees	130,899	88,646	88,646	-	-	-	-	-	-

Page	Project	Title	2016 Actual	2017 Original	2017	2018	2019	2020	2021	2022	2018 - 2022
	303.10	Fire Station Downtown	10,290	110,000	182,710	-	-	-	-	-	-
48	303.9	New City Center Project	366	30,000	30,000	100,000	-	-	-	-	100,000
	303.41	Senior Center Entryway Art	-	-	33,250	-	-	-	-	-	-
	303.12	Woodbriar Park Public Art	-	-	33,250	-	-	-	-	-	-
50	14135	Illustrated Water History Book	-	45,000	45,000	45,000	-	-	-	-	45,000
52	303.11	Island Grove Regional Park	-	-	-	15,000	35,000	-	-	-	50,000
54	14145	North 11th Avenue Mercado District	-	-	-	9,000	21,000	-	-	-	30,000
56	14143	Greeley Water System Model	-	-	-	-	-	-	24,000	250,375	274,375
Total Expenditures			\$477,471	\$457,151	\$667,459	\$375,364	\$266,821	\$215,273	\$241,189	\$470,904	\$1,569,551

Ending Available Cash Balance	\$1,315,694	\$1,115,553	\$905,245	\$828,207	\$806,501	\$804,357	\$983,375	\$837,179
-------------------------------	-------------	-------------	-----------	-----------	-----------	-----------	-----------	-----------

2018 - 2022 Five Year Plan Comparison to Previous Budget Year

303 - Public Art

	2018 Original	2018	2019 Original	2019	2020 Original	2020	2021 Original	2021	2022 Original	2022	Total 2018 - 2022 Original	2018-2022
Beginning Available Cash Balance	\$905,245	\$905,245	\$796,063	\$828,207	\$690,683	\$806,501	\$788,840	\$804,357	\$894,865	\$983,375		

Revenues

GL	Description	2018 Original	2018	2019 Original	2019	2020 Original	2020	2021 Original	2021	2022 Original	2022	2018-2022 Original	2018-2022
4723	Commissions	1,000	1,000	1,000	1,000	1,000	1,000	1,000	1,000	-	1,000	4,000	5,000
56**	Investment Earnings	3,800	7,500	2,809	7,000	2,111	6,500	2,152	6,000	-	5,500	10,872	32,500
6001	Operating Transfer From General Fund	96,977	96,977	101,267	101,267	103,736	103,736	105,479	105,479	-	108,643	407,459	516,102
6312	Operating Transfer From Road Development	98,637	100,000	36,000	58,537	70,000	45,000	83,000	144,000	-	70,495	287,637	418,032
6316	Operating Transfer From Trails Development	3,636	8,465	2,475	3,351	2,095	800	-	-	-	7,920	8,206	20,536
6318	Operating Transfer From Quality of Life	29,550	36,500	6,500	49,750	-	-	14,550	14,550	-	39,000	50,600	139,800
6402	Operating Transfer From Sewer Construction	-	28,000	-	-	46,500	20,000	-	25,000	-	-	46,500	73,000
6405	Operating Transfer From Water Construction	1,400	1,400	1,500	1,500	1,300	13,300	61,740	21,300	-	81,740	65,940	119,240
6412	Operating Transfer From Stormwater Construction	22,862	18,484	10,022	22,710	78,010	22,793	79,197	102,878	-	10,410	190,091	177,275
Total Revenue		\$257,862	\$298,326	\$161,573	\$245,115	\$304,752	\$213,129	\$347,118	\$420,207	-	\$324,708	\$1,071,305	\$1,501,485

Expenditures

Page	Project	Title	2018 Original	2018	2019 Original	2019	2020 Original	2020	2021 Original	2021	2022 Original	2022	2018-2022 Original	2018 - 2022
	2051	Investment Charges	494	1,125	365	1,050	274	975	280	900	-	825	1,413	4,875
24	3220	Paint the Town Murals	21,191	21,191	21,191	21,191	21,191	21,191	21,191	21,191	-	21,191	84,764	105,955
28	324	Art Acquisitions (Capital)	56,144	56,144	56,144	56,144	56,144	56,144	56,144	56,144	-	56,144	224,576	280,720
	360	Public Art Coordinator	53,886	53,886	58,175	58,175	62,457	62,457	64,200	64,200	-	67,364	238,718	306,082
30	430	Sculpture on Loan Program	25,936	25,936	25,936	25,936	25,936	25,936	25,936	25,936	-	25,936	103,744	129,680
34	431	Tointon Gallery	13,543	13,543	13,543	13,543	13,543	13,543	13,543	13,543	-	13,543	54,172	67,715
38	432	Public Art Community Outreach	2,800	2,800	2,800	2,800	2,800	2,800	2,800	2,800	-	2,800	11,200	14,000
40	433	Public Art Installations	11,400	7,440	11,500	7,440	11,600	7,440	11,700	7,440	-	7,440	46,200	37,200
44	434	Public Art Maintenance	12,650	24,299	21,299	24,542	12,650	24,787	21,299	25,035	-	25,286	67,898	123,949
48	303.9	New City Center Project	100,000	100,000	-	-	-	-	-	-	-	-	100,000	100,000
50	14135	Illustrated Water History Book	45,000	45,000	-	-	-	-	-	-	-	-	45,000	45,000
52	303.11	Island Grove Regional Park	15,000	15,000	35,000	35,000	-	-	-	-	-	-	50,000	50,000
54	14145	North 11th Avenue Mercado District	9,000	9,000	21,000	21,000	-	-	-	-	-	-	30,000	30,000
56	14143	Greeley Water System Model	-	-	-	-	-	-	24,000	24,000	-	250,375	24,000	274,375
Total Expenditures			\$367,044	\$375,364	\$266,953	\$266,821	\$206,595	\$215,273	\$241,093	\$241,189	-	\$470,904	\$1,081,685	\$1,569,551

Ending Available Cash Balance	\$796,063	\$828,207	\$690,683	\$806,501	\$788,840	\$804,357	\$894,865	\$983,375	\$894,865	\$837,179		
-------------------------------	-----------	-----------	-----------	-----------	-----------	-----------	-----------	-----------	-----------	-----------	--	--



Paint the Town Murals

Project Number:	3220	Budget Year:	2018
Division:	Capital Improvements	Council Priority:	Image- Quality of Life
Project Type:	Parks Maintenance/Improvements	Regions:	1- 16 St North/35 Ave East
Fund:	Public Art	Location:	Various Locations
Project Manager:	Kim Snyder	Budget Unit #:	3030006008070000
Project Status:	Funded		

Description:

Up to five murals will be painted on highly visible walls selected by the Art Commission; many with DDA matching funds.

Discussion of Progress:

Ongoing annual program - funds for 2014/2015 will be combined with DDA funds in the Downtown Alleyway mural art project

Justification:

Approved in the 2014 Art Master Plan

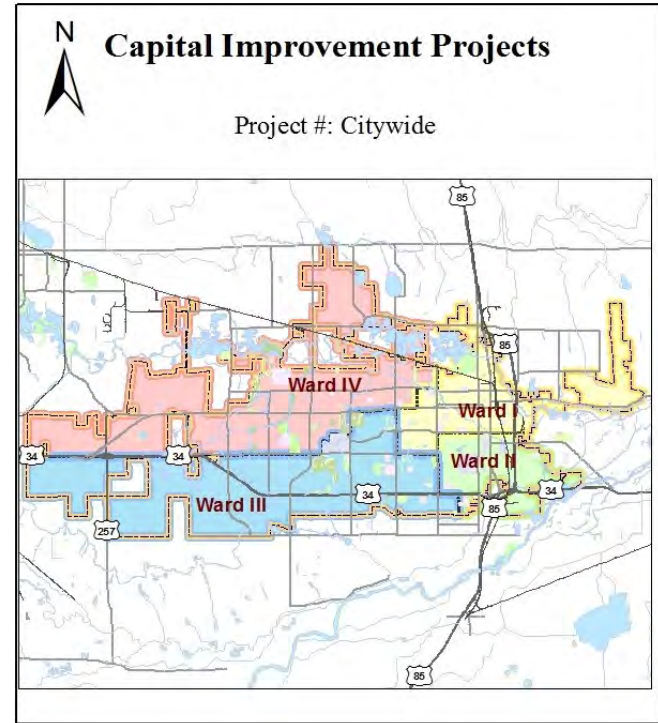
Revenue Detail:

1% for Art funds: Will be finalized once all projects are approved.

Impact on Operating Budget:

None

GL Account	Description	Previous 3 Years	2016 Actual	2017 Revised Budget	2018	2019	2020	2021	2022	Grand Total
Revenue										
	Fund Balance	32,304	3,869	60,650	21,191	21,191	21,191	21,191	21,191	202,778
6312	Operating Transfer From Road Development	-	-	21,191	-	-	-	-	-	21,191
Total Revenue		\$32,304	\$3,869	\$81,841	\$21,191	\$21,191	\$21,191	\$21,191	\$21,191	\$223,969
Expense										
8204	Contingency	-	-	11,550	-	-	-	-	-	11,550
8216	Miscellaneous	-	-	300	-	-	-	-	-	300
8224	Operating Supplies	33	-	825	375	375	375	375	375	2,733
8228	Printing, Copying	-	-	2,425	475	475	475	475	475	4,800
8229	Professional Services	5,000	-	6,400	-	-	-	-	-	11,400
8232	Project Management	2,271	1,671	7,941	5,341	5,341	5,341	5,341	5,341	38,588
8246	Art Acquisition	25,000	2,198	52,400	15,000	15,000	15,000	15,000	15,000	154,598
Total Expense		\$32,304	\$3,869	\$81,841	\$21,191	\$21,191	\$21,191	\$21,191	\$21,191	\$223,969
Net Total		-	-	-	-	-	-	-	-	-





Art Acquisitions (Capital)

Project Number:	324	Budget Year:	2018
Division:	Capital Improvements	Council Priority:	Image- Quality of Life
Project Type:	Parks Maintenance/Improvements	Regions:	0 - Multiple Wards
Fund:	Public Art	Location:	Locations earmarked in Art Master Plan
Project Manager:	Kim Snyder	Budget Unit #:	3030006008230000
Project Status:	Funded		

Description:

Purchase of one to three sculptures to be installed in outdoor sites designated in the Master Plan.

Discussion of Progress:

Ongoing annual program

Justification:

Approved in the 2014 Art Master Plan

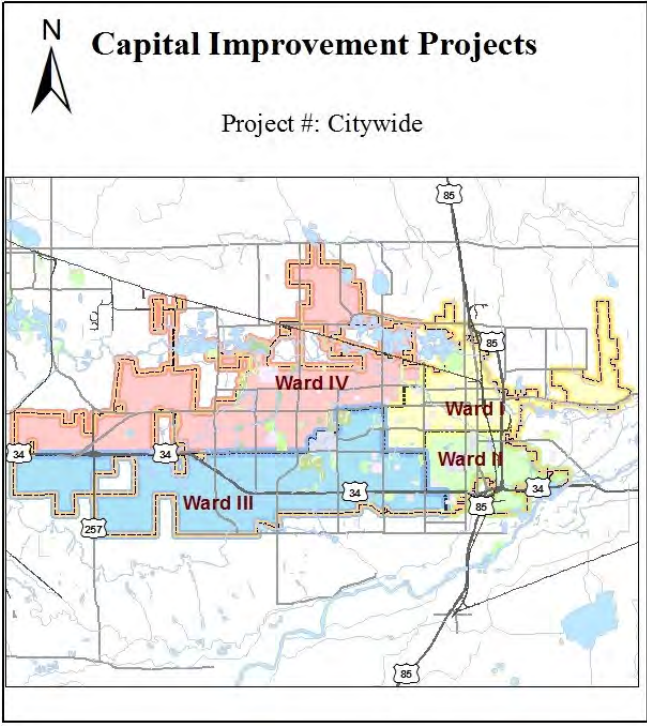
Revenue Detail:

1% for Art funds: Will be finalized once all projects are approved.

Impact on Operating Budget:

None

GL Account	Description	Previous 3 Years	2016 Actual	2017 Revised Budget	2018	2019	2020	2021	2022	Grand Total
Revenue										
	Fund Balance	58,172	2,173	-	56,144	56,144	56,144	56,144	56,144	341,066
6402	Operating Transfer From Sewer Construction	-	-	56,144	-	-	-	-	-	56,144
Total Revenue		\$58,172	\$2,173	\$56,144	\$56,144	\$56,144	\$56,144	\$56,144	\$56,144	\$397,210
Expense										
8224	Operating Supplies	-	-	600	600	600	600	600	600	3,600
8232	Project Management	1,242	1,428	5,544	5,544	5,544	5,544	5,544	5,544	35,935
8246	Art Acquisition	56,930	745	50,000	50,000	50,000	50,000	50,000	50,000	357,675
Total Expense		\$58,172	\$2,173	\$56,144	\$56,144	\$56,144	\$56,144	\$56,144	\$56,144	\$397,210
Net Total		-	-	-	-	-	-	-	-	-



Sculpture on Loan Program

Project Number:	430	Budget Year:	2018
Division:	Culture & Public Art	Council Priority:	Image- Quality of Life
Project Type:	Parks Maintenance/Improvements	Regions:	0 - Multiple Wards
Fund:	Public Art	Location:	Downtown
Project Manager:	Kim Snyder	Budget Unit #:	3036066060220000
Project Status:	Funded		

Description:

Artist fees, installation costs, annual brochures, art acquisition, etc.

Discussion of Progress:

Ongoing annual program

Justification:

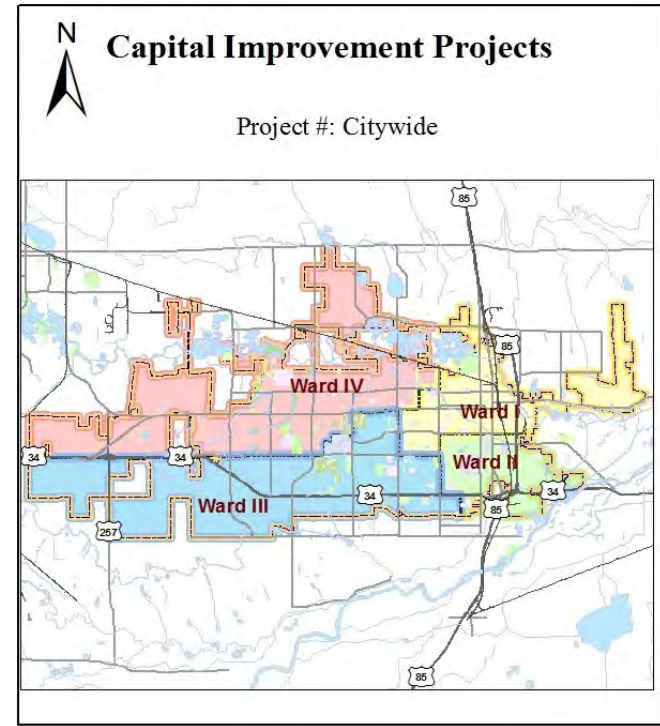
Revenue Detail:

No additional information

Impact on Operating Budget:

None

GL Account	Description	Previous 3 Years	2016 Actual	2017 Revised Budget	2018	2019	2020	2021	2022	Grand Total
Revenue										
	Fund Balance	33,059	-	-	-	-	-	-	-	33,059
5812	Damages Recovered	-	525	-	-	-	-	-	-	525
6001	Operating Transfer From General Fund	42,753	16,261	25,936	25,936	25,936	25,936	25,936	25,936	214,630
Total Revenue		\$75,811	\$16,786	\$25,936	\$25,936	\$25,936	\$25,936	\$25,936	\$25,936	\$248,213
Expense										
7112	Salaries & Wages - Seasonal	-	-	2,084	2,084	2,084	2,084	2,084	2,084	12,504
7215	Workers Compensation	-	-	100	100	100	100	100	100	600
7231	FICA	-	-	152	152	152	152	152	152	912
7329	Other Operating Supplies	-	-	200	200	200	200	200	200	1,200
7426	Outside Printing	-	-	1,000	1,000	1,000	1,000	1,000	1,000	6,000
7458	Other Professional Services – White	-	-	10,000	10,000	10,000	10,000	10,000	10,000	60,000
8145	Art Acquisition	35,310	6,650	12,400	12,400	12,400	12,400	12,400	12,400	116,360
8202	Construction	136	-	-	-	-	-	-	-	136
8216	Miscellaneous	450	-	-	-	-	-	-	-	450
8224	Operating Supplies	149	-	-	-	-	-	-	-	149
8228	Printing, Copying	500	-	-	-	-	-	-	-	500
8229	Professional Services	19,480	-	-	-	-	-	-	-	19,480
8232	Project Management	19,466	10,136	-	-	-	-	-	-	29,602
8234	Repair/Maintenance Supplies	320	-	-	-	-	-	-	-	320
Total Expense		\$75,811	\$16,786	\$25,936	\$25,936	\$25,936	\$25,936	\$25,936	\$25,936	\$248,213
Net Total		-	-	-	-	-	-	-	-	-





Tointon Gallery

Project Number:	431	Budget Year:	2018
Division:	Culture & Public Art	Council Priority:	Image- Quality of Life
Project Type:	Parks Maintenance/Improvements	Regions:	1- 16 St North/35 Ave East
Fund:	Public Art	Location:	701 10th Street
Project Manager:	Kim Snyder	Budget Unit #:	3036066060200000
Project Status:	Funded		

Description:

Operating supplies, artist fees, art purchases, etc.

Discussion of Progress:

No additional information

Justification:

Revenue Detail:

No additional information

Impact on Operating Budget:

None

GL Account	Description	Previous 3 Years	2016 Actual	2017 Revised Budget	2018	2019	2020	2021	2022	Grand Total
Revenue										
	Fund Balance	17	-	3,448	-	-	-	-	-	3,465
4723	Commissions	457	3,445	1,000	1,000	1,000	1,000	1,000	1,000	9,901
4724	Expense Reimbursement	19	-	-	-	-	-	-	-	19
6001	Operating Transfer From General Fund	21,390	6,905	12,543	12,543	12,543	12,543	12,543	12,543	103,553
Total Revenue		\$21,882	\$10,350	\$16,991	\$13,543	\$13,543	\$13,543	\$13,543	\$13,543	\$116,938
Expense										
7112	Salaries & Wages - Seasonal	-	-	3,357	3,357	3,357	3,357	3,357	3,357	20,142
7215	Workers Compensation	-	-	160	160	160	160	160	160	960
7231	FICA	-	-	246	246	246	246	246	246	1,476
7314	Office Supplies & Materials	-	-	200	200	200	200	200	200	1,200
7329	Other Operating Supplies	-	-	3,150	3,150	3,150	3,150	3,150	3,150	18,900
7344	General Maint Supplies	-	-	500	500	500	500	500	500	3,000
7362	Small Items of Equipment \$100 - \$5,000	-	-	1,380	1,380	1,380	1,380	1,380	1,380	8,280
7411	Postage	-	-	50	50	50	50	50	50	300
7418	Advertising	-	-	2,000	2,000	2,000	2,000	2,000	2,000	12,000
7426	Outside Printing	-	-	150	150	150	150	150	150	900
7432	Publications, Subscriptions, and Dues	-	-	130	130	130	130	130	130	780
7458	Other Professional Services – White	-	-	5,668	2,220	2,220	2,220	2,220	2,220	16,768
8224	Operating Supplies	593	-	-	-	-	-	-	-	593
8232	Project Management	21,279	10,350	-	-	-	-	-	-	31,629
8234	Repair/Maintenance Supplies	10	-	-	-	-	-	-	-	10
Total Expense		\$21,882	\$10,350	\$16,991	\$13,543	\$13,543	\$13,543	\$13,543	\$13,543	\$116,938
Net Total		-	-	-	-	-	-	-	-	-





Public Art Community Outreach

Project Number:	432	Budget Year:	2018
Division:	Culture & Public Art	Council Priority:	Image- Quality of Life
Project Type:	Parks Maintenance/Improvements	Regions:	0 - Multiple Wards
Fund:	Public Art	Location:	N/A - Brochures and Marketing
Project Manager:	Kim Snyder	Budget Unit #:	3036066060210000
Project Status:	Funded		

Description:

Public Art brochures will be distributed to the public. Public Art Coloring Books to be distributed to Greeley 3rd grade students each March for Youth Art Education Month

Discussion of Progress:

Over 1700 Coloring Books were distributed in March, 2014.

Justification:

Approved in the 2014 Art Master Plan

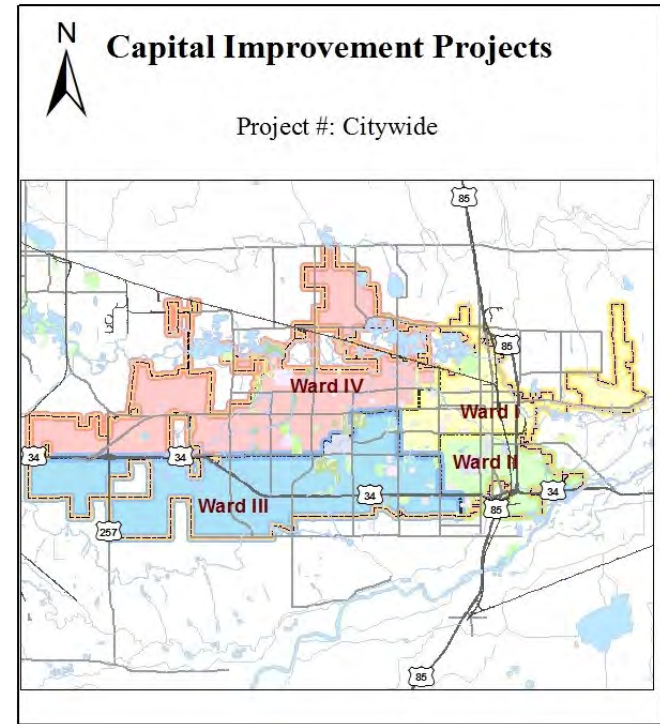
Revenue Detail:

No additional information

Impact on Operating Budget:

None

GL Account	Description	Previous 3 Years	2016 Actual	2017 Revised Budget	2018	2019	2020	2021	2022	Grand Total
Revenue										
	Fund Balance	605	-	-	-	-	-	-	-	605
6001	Operating Transfer From General Fund	5,185	3,039	2,800	2,800	2,800	2,800	2,800	2,800	25,024
Total Revenue		\$5,790	\$3,039	\$2,800	\$2,800	\$2,800	\$2,800	\$2,800	\$2,800	\$25,630
Expense										
7329	Other Operating Supplies	-	-	800	800	800	800	800	800	4,800
7426	Outside Printing	-	-	2,000	2,000	2,000	2,000	2,000	2,000	12,000
8224	Operating Supplies	193	-	-	-	-	-	-	-	193
8228	Printing, Copying	994	-	-	-	-	-	-	-	994
8232	Project Management	4,604	3,039	-	-	-	-	-	-	7,643
Total Expense		\$5,790	\$3,039	\$2,800	\$2,800	\$2,800	\$2,800	\$2,800	\$2,800	\$25,630
Net Total		-	-	-	-	-	-	-	-	-



Public Art Installations

Project Number:	433	Budget Year:	2018
Division:	Capital Improvements	Council Priority:	Image- Quality of Life
Project Type:	Parks Maintenance/Improvements	Regions:	0 - Multiple Wards
Fund:	Public Art	Location:	Variety of locations listed in Art Master Plan
Project Manager:	Kim Snyder	Budget Unit #:	3030006008210000
Project Status:	Funded		

Description:

Pedestals/plaques for installation of new donations and purchases

Discussion of Progress:

No additional information

Justification:

Approved in the 2014 Art Master Plan

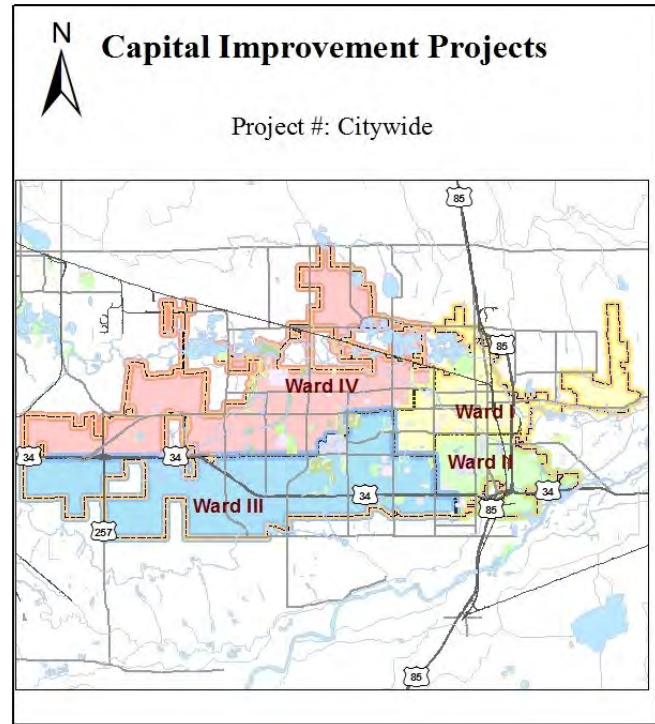
Revenue Detail:

1% for Art funds: Will be finalized once all projects are approved.

Impact on Operating Budget:

None

GL Account	Description	Previous 3 Years	2016 Actual	2017 Revised Budget	2018	2019	2020	2021	2022	Grand Total
Revenue										
	Fund Balance	5,675	4,312	-	7,440	7,440	7,440	7,440	7,440	47,187
6312	Operating Transfer From Road Development	-	-	11,300	-	-	-	-	-	11,300
Total Revenue		\$5,675	\$4,312	\$11,300	\$7,440	\$7,440	\$7,440	\$7,440	\$7,440	\$58,487
Expense										
8202	Construction	-	-	-	3,500	3,500	3,500	3,500	3,500	17,500
8204	Contingency	-	-	-	1,240	1,240	1,240	1,240	1,240	6,200
8216	Miscellaneous	-	13	-	-	-	-	-	-	13
8224	Operating Supplies	-	62	-	300	300	300	300	300	1,562
8229	Professional Services	-	-	-	2,000	2,000	2,000	2,000	2,000	10,000
8232	Project Management	-	89	-	400	400	400	400	400	2,089
8234	Repair/Maintenance Supplies	5,675	4,148	11,300	-	-	-	-	-	21,123
Total Expense		\$5,675	\$4,312	\$11,300	\$7,440	\$7,440	\$7,440	\$7,440	\$7,440	\$58,487
Net Total		-	-	-	-	-	-	-	-	-





Public Art Maintenance

Project Number:	434	Budget Year:	2018
Division:	Capital Improvements	Council Priority:	Image- Quality of Life
Project Type:	Parks Maintenance/Improvements	Regions:	0 - Multiple Wards
Fund:	Public Art	Location:	N/A
Project Manager:	Kim Snyder	Budget Unit #:	3030006006330000
Project Status:	Funded		

Description:

Repairs from damage and vandalism and routine maintenance of Permanent Art Collection

Discussion of Progress:

No additional information

Justification:

Approved in the 2014 Art Master Plan

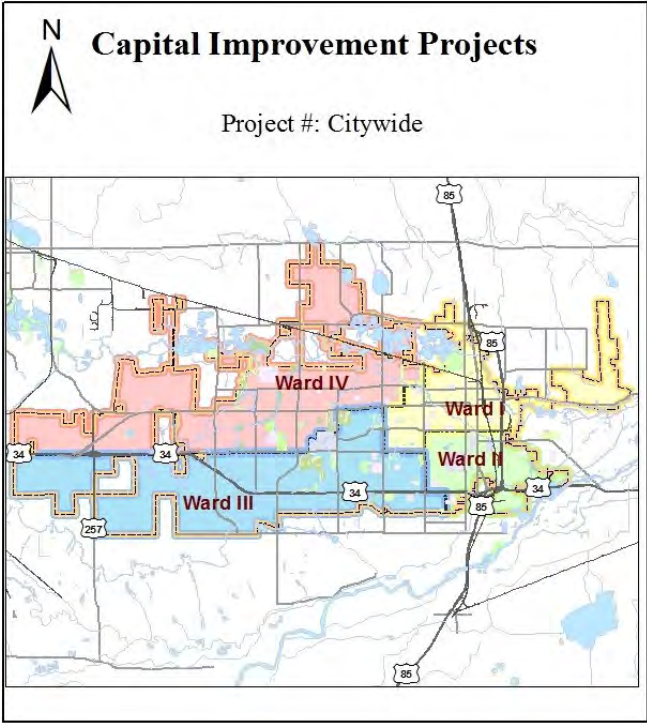
Revenue Detail:

1% for Art Funds: Will be finalized once all projects are approved.

Impact on Operating Budget:

None

GL Account	Description	Previous 3 Years	2016 Actual	2017 Revised Budget	2018	2019	2020	2021	2022	Grand Total
Revenue										
	Fund Balance	35,178	21,405	-	24,299	24,542	24,787	25,035	25,286	180,532
6312	Operating Transfer From Road Development	-	-	21,299	-	-	-	-	-	21,299
Total Revenue		\$35,178	\$21,405	\$21,299	\$24,299	\$24,542	\$24,787	\$25,035	\$25,286	\$201,831
Expense										
8202	Construction	-	-	-	6,000	6,060	6,121	6,182	6,244	30,607
8204	Contingency	-	-	-	3,000	3,030	3,060	3,091	3,122	15,303
8208	Furniture, Fixtures & Equipment	-	250	-	-	-	-	-	-	250
8216	Miscellaneous	4	-	-	-	-	-	-	-	4
8224	Operating Supplies	-	-	-	599	605	611	617	623	3,055
8229	Professional Services	3,050	850	-	11,700	11,817	11,935	12,054	12,175	63,581
8232	Project Management	2,822	2,967	2,000	3,000	3,030	3,060	3,091	3,122	23,093
8234	Repair/Maintenance Supplies	29,302	17,338	19,299	-	-	-	-	-	65,939
Total Expense		\$35,178	\$21,405	\$21,299	\$24,299	\$24,542	\$24,787	\$25,035	\$25,286	\$201,831
Net Total		-	-	-	-	-	-	-	-	-





New City Center Project

Project Number:	303.9	Budget Year:	2018
Division:	Capital Improvements	Council Priority:	Image- Community Promotion & Marketing
Project Type:	Parks Maintenance/Improvements	Regions:	1- 16 St North/35 Ave East
Fund:	Public Art	Location:	11th Avenue & 11th Street
Project Manager:	Kim Snyder	Budget Unit #:	3030006008500000
Project Status:	Funded		

Description:

Public Art at the 11th Avenue & 11th Street

Discussion of Progress:

No additional information

Justification:

Revenue Detail:

No additional information

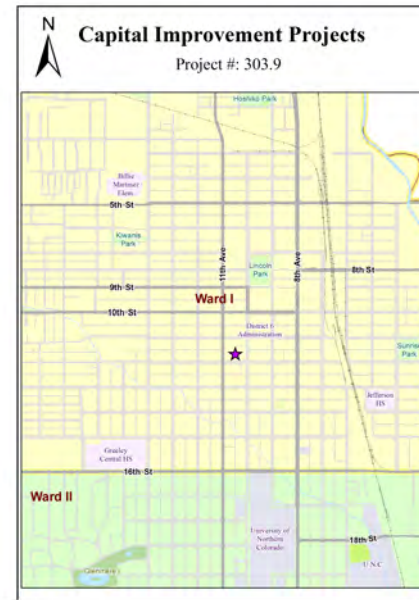
Impact on Operating Budget:

None

GL Account	Description	Previous 3 Years	2016 Actual	2017 Revised Budget	2018	2019	2020	2021	2022	Grand Total
Revenue										
	Fund Balance	-	366	30,000	100,000	-	-	-	-	130,366
Total Revenue		-	\$366	\$30,000	\$100,000	-	-	-	-	\$130,366
Expense										
8202	Construction	-	-	30,000	100,000	-	-	-	-	130,000
8232	Project Management	-	366	-	-	-	-	-	-	366
Total Expense		-	\$366	\$30,000	\$100,000	-	-	-	-	\$130,366
Net Total		-	-	-	-	-	-	-	-	-



Tribune file photo |



Illustrated Water History Book

Project Number:	14135	Budget Year:	2018
Division:	Capital Improvements	Council Priority:	Image- Quality of Life
Project Type:	Parks Maintenance/Improvements	Regions:	1- 16 St North/35 Ave East
Fund:	Public Art	Location:	N/A - Written copies will be printed & distributed
Project Manager:	Kim Snyder	Budget Unit #:	3030006066106601
Project Status:	Funded		

Description:

An illustrated history of Greeley water tabletop book will be the result of a collaboration between artists, historians and writers. Outside funding will also be pursued.

Discussion of Progress:

No additional information

Justification:

Approved in the 2014 Art Master Plan

Revenue Detail:

1% for Art funds: Will be finalized once all projects are approved.

Impact on Operating Budget:

None

GL Account	Description	Previous 3 Years	2016 Actual	2017 Revised Budget	2018	2019	2020	2021	2022	Grand Total
Revenue										
	Fund Balance	-	-	-	45,000	-	-	-	-	39,913
6405	Operating Transfer From Water Construction	-	5,087	45,000	-	-	-	-	-	50,087
Total Revenue		-	\$5,087	\$45,000	\$45,000	-	-	-	-	\$90,000
Expense										
8232	Project Management	-	-	2,000	2,000	-	-	-	-	4,000
8246	Art Acquisition	-	-	43,000	43,000	-	-	-	-	86,000
Total Expense		-	-	\$45,000	\$45,000	-	-	-	-	\$90,000
Net Total		-	\$5,087	-	-	-	-	-	-	-



Island Grove Regional Park

Project Number:	303.11	Budget Year:	2018
Division:	Capital Improvements	Council Priority:	Image- Appealing Community Entryways & Corridors
Project Type:	Parks Maintenance/Improvements	Regions:	1- 16 St North/35 Ave East
Fund:	Public Art	Location:	Island Grove Regional Park
Project Manager:	Kim Snyder	Budget Unit #:	Unassigned
Project Status:	Funded		

Description:

Public Art at Island Grove Regional Park.

Discussion of Progress:

No additional information

Justification:

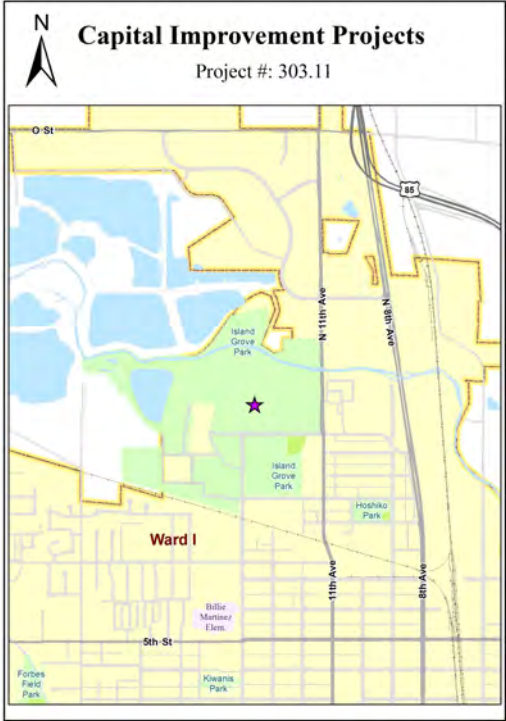
Revenue Detail:

No additional information

Impact on Operating Budget:

None

GL Account	Description	Previous 3 Years	2016 Actual	2017 Revised Budget	2018	2019	2020	2021	2022	Grand Total
Revenue										
	Fund Balance	-	-	-	15,000	35,000	-	-	-	50,000
Total Revenue		-	-	-	\$15,000	\$35,000	-	-	-	\$50,000
Expense										
8202	Construction	-	-	-	15,000	35,000	-	-	-	50,000
Total Expense		-	-	-	\$15,000	\$35,000	-	-	-	\$50,000
Net Total		-	-	-	-	-	-	-	-	-



North 11th Avenue Mercado District

Project Number:	14145	Budget Year:	2018
Division:	Capital Improvements	Council Priority:	Image- Quality of Life
Project Type:	Parks Maintenance/Improvements	Regions:	1- 16 St North/35 Ave East
Fund:	Public Art	Location:	N 11th Ave & A St
Project Manager:	Kim Snyder	Budget Unit #:	Unassigned
Project Status:	Funded		

Description:

Artwork will be integrated into upgrades to the area.

Discussion of Progress:

No additional information

Justification:

Approved in the 2014 Art Master Plan

Revenue Detail:

1% for Art funds: Will be finalized once all projects are approved.

Impact on Operating Budget:

None

GL Account	Description	Previous 3 Years	2016 Actual	2017 Revised Budget	2018	2019	2020	2021	2022	Grand Total
Revenue										
	Fund Balance	-	-	-	9,000	21,000	-	-	-	30,000
Total Revenue		-	-	-	\$9,000	\$21,000	-	-	-	\$30,000
Expense										
8246	Art Acquisition	-	-	-	9,000	21,000	-	-	-	30,000
Total Expense		-	-	-	\$9,000	\$21,000	-	-	-	\$30,000
Net Total		-	-	-	-	-	-	-	-	-



Greeley Water System Model

Project Number:	14143	Budget Year:	2018
Division:	Capital Improvements	Council Priority:	Image- Quality of Life
Project Type:	Parks Maintenance/Improvements	Regions:	1- 16 St North/35 Ave East
Fund:	Public Art	Location:	Target location - Poudre Heritage Learning Center
Project Manager:	Kim Snyder	Budget Unit #:	Unassigned
Project Status:	Funded		

Description:

An artist will be commissioned to create a small scale interactive replica of the Northern Colorado water system.

Discussion of Progress:

No additional information

Justification:

Approved in the 2014 Art Master Plan

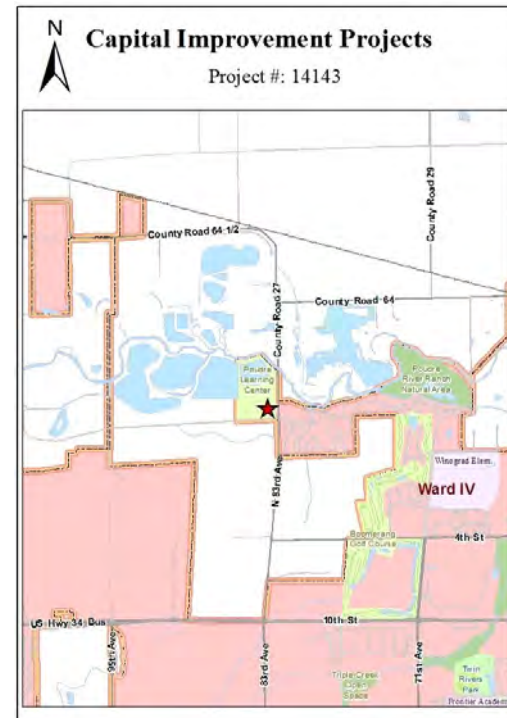
Revenue Detail:

1% for Art funds: Will be finalized once all projects are approved.

Impact on Operating Budget:

None

GL Account	Description	Previous 3 Years	2016 Actual	2017 Revised Budget	2018	2019	2020	2021	2022	Grand Total
Revenue										
	Fund Balance	-	-	-	-	-	-	24,000	250,375	274,375
Total Revenue		-	-	-	-	-	-	\$24,000	\$250,375	\$274,375
Expense										
8204	Contingency	-	-	-	-	-	-	3,000	17,000	20,000
8214	Legal Publications	-	-	-	-	-	-	500	-	500
8216	Miscellaneous	-	-	-	-	-	-	-	225	225
8218	Miscellaneous Design	-	-	-	-	-	-	11,500	-	11,500
8224	Operating Supplies	-	-	-	-	-	-	-	400	400
8228	Printing, Copying	-	-	-	-	-	-	-	250	250
8232	Project Management	-	-	-	-	-	-	9,000	14,000	23,000
8246	Art Acquisition	-	-	-	-	-	-	-	218,500	218,500
Total Expense		-	-	-	-	-	-	\$24,000	\$250,375	\$274,375
Net Total		-	-	-	-	-	-	-	-	-







Food Tax Fund 304



2018 - 2022 Five Year Plan

304 - Food Tax

	2016 Actual	2017 Original Budget	2017 Revised Budget	2018	2019	2020	2021	2022	Total 2018 - 2022
Beginning Available Cash Balance	\$1,845,670	\$1,973,649	\$1,973,649	\$332,305	\$200,767	\$38,449	\$230,236	(\$181,914)	

Revenues

GL	Description	2016 Actual	2017 Original	2017	2018	2019	2020	2021	2022	2018-2022
4321	State Grants	15,399	-	-	-	-	-	-	-	-
4724	Expense Reimbursement	84,033	-	-	20,000	20,000	20,000	20,000	20,000	100,000
56**	Investment Earnings	10,740	7,002	7,002	3,819	3,107	3,399	3,101	3,000	16,426
6106	Operating Transfer From Sales And Use Tax	7,083,993	6,935,735	6,935,735	7,074,449	7,215,938	7,360,257	7,507,507	7,657,611	36,815,762
6108	Operating Transfer From Designated Revenue Fund	55,142	60,000	102,365	98,000	130,000	168,000	202,304	127,250	725,554
Total Revenue		\$7,249,308	\$7,002,737	\$7,045,102	\$7,196,268	\$7,369,045	\$7,551,656	\$7,732,912	\$7,807,861	\$37,657,742

Expenditures

Page	Project	Title	2016 Actual	2017 Original	2017	2018	2019	2020	2021	2022	2018 - 2022
	304.1619	UCCC Restroom Remodel	363,833	-	-	-	-	-	-	-	-
	304.1620	Recreation Center Lobby Remodel	15,006	-	49,994	-	-	-	-	-	-
	304.1621	Centennial Park Master Plan	6,490	-	23,510	-	-	-	-	-	-
ADA											
	14009	ADA - Island Grove Restroom in Park	465,000	-	-	-	-	-	-	-	-
	280	ADA - Hensel Phelps Direct access to stage and relocate backstage exit	157,857	-	-	-	-	-	-	-	-
	304.1712	ADA - Boomerang ADA Clubhouse Access	-	-	50,000	-	-	-	-	-	-
	14059	ADA - Rodarte Building Accessibility into Building	-	151,771	151,771	-	-	-	-	-	-
	14108	ADA - Portable Walkway/Matt for Wheelchair Access	-	51,894	51,894	-	-	-	-	-	-
	1001	ADA - Poudre Trailheads Handicap Access Improvements - 71st, 59th, 25th, 35th Avenues	-	134,698	134,698	-	-	-	-	-	-
	14009.1	ADA - Senior Center Restrooms	-	155,682	155,682	-	-	-	-	-	-
74	3110	ADA - Island Grove and Sunrise Splash Pad Accessibility Issues	-	-	-	181,872	-	-	-	-	181,872
76	14065	ADA - Ice Haus Restroom Upgrades	-	-	-	250,000	-	-	-	-	250,000
78	304.1801	ADA - Transition Plan Implementation	-	-	-	311,832	312,000	315,000	318,000	402,000	1,658,832
80	304.1602	ADA - Meeker House Restroom Replacement/Classroom	-	-	-	-	-	-	261,013	-	261,013
82	14061	ADA - Senior Center Interior Signage on Doors Throughout the Facility	-	-	-	-	-	-	24,640	-	24,640

Page	Project	Title	2016 Actual	2017 Original	2017	2018	2019	2020	2021	2022	2018 - 2022
Building Maintenance											
	304.5	Emergency Repairs/Replacements for Public Buildings	4,815	-	-	-	-	-	-	-	-
84	14010	Annual Emergency Facility & Parks Repairs	101,202	155,682	158,082	155,916	155,930	155,937	155,985	185,809	809,577
	14076	Rodarte vinyl Floor Replacement	33,502	-	-	-	-	-	-	-	-
	304.1535	Centennial Village Selma's Store Roof Repair/Replace	38,681	-	-	-	-	-	-	-	-
	1012	Monfort Concert Hall - Audio Maintenance	-	90,689	90,689	-	-	-	-	-	-
	304.1705	Senior Center Carpet	-	75,765	75,765	-	-	-	-	-	-
	304.1504	Senior Center Exterior Windows & Landscape	-	287,584	287,584	-	-	-	-	-	-
	3120	Roof Repair - Rodarte Main Building Roof Replacement	-	103,788	103,788	-	-	-	-	-	-
	304.1503	Recreation Center Conference Upgrades	-	515,917	515,917	-	-	-	-	-	-
	304.1708	Island Grove Fire Training House Abatement and Removal	-	62,273	62,273	-	-	-	-	-	-
	304.1511	Centennial Park Butch Butler Storage Garage Replacement	-	311,364	550,000	-	-	-	-	-	-
86	304.1734	Historic Sites Maintenance	-	-	-	50,000	51,500	53,045	54,636	56,275	265,456
88	304.1505	Emergency Generator Street Division Facility	-	-	-	85,000	-	-	-	-	85,000
90	304.1536	UCCC Pit Lift Controller	-	-	-	49,000	-	-	-	-	49,000
92	304.1539	UCCC Replace Digital Projectors	-	-	-	115,000	-	-	-	-	115,000
94	304.1540	UCCC Replace Moving Lights	-	-	-	89,000	-	-	-	-	89,000
96	304.1542	UCCC Replace Speakers	-	-	-	48,000	-	-	-	-	48,000
98	14079	Funplex Repair & Repaint Exterior	-	-	-	117,243	-	-	-	-	117,243
100	304.1802	Ice Haus Sound & Lighting Improvements	-	-	-	155,916	-	-	-	-	155,916
102	14066	Ice Haus Lighting Repairs and LED Replacement	-	-	-	-	80,000	-	-	-	80,000
104	304.1534	Centennial Village Church Roof Repair	-	-	-	-	31,186	-	-	-	31,186
106	14097	Elevator Upgrade - Senior Center Elevator Controller and Cylinder Replacement	-	-	-	-	-	84,512	-	-	84,512
108	14030	Island Grove - Arena Replacement of Plastic Seating	-	-	-	-	-	85,239	-	-	85,239
110	14058	Recreation Center Pool Pump Well Upgrade	-	-	-	-	-	-	35,000	-	35,000
112	14064	Rodarte Window and Exterior Door Replacement	-	-	-	-	-	-	58,644	-	58,644
114	14067	Rodarte Wall Repair and Interior Door Replacement	-	-	-	-	-	-	40,925	-	40,925
116	14102	Electrical Upgrade - Retrofit Parking Lot Lighting to LED at Funplex	-	-	-	-	-	-	95,000	-	95,000
118	304.1537	UCCC Dock Leveling Plate and Level Loading Dock Area	-	-	-	-	-	-	135,187	-	135,187
120	14096	Elevator Upgrade - Replacement Elevator Controller at FunPlex	-	-	-	-	-	-	-	65,000	65,000
122	14056	Emergency Overhead Door Controllers Repair/Replacement for First Responders	-	-	-	-	-	-	-	41,606	41,606
124	14068	Highland Hills - Electrical Repairs	-	-	-	-	-	-	-	85,000	85,000
126	14069	Highland Hills - Floor Replacement	-	-	-	-	-	-	-	33,366	33,366
128	14070	Highland Hills - Roof Replacement	-	-	-	-	-	-	-	15,238	15,238
130	304.1606	IG Curbing/Sidewalk Replacement	-	-	-	-	-	-	-	60,769	60,769
132	304.1605	IG Event Center Carpet Replacement	-	-	-	-	-	-	-	77,250	77,250
134	304.1607	IG RV hook-ups to 50amp	-	-	-	-	-	-	-	155,529	155,529

Page	Project	Title	2016 Actual	2017 Original	2017	2018	2019	2020	2021	2022	2018 - 2022
136	304.1614	UCCC House Light Conversion to LED	-	-	-	-	-	-	-	321,000	321,000
138	304.1613	UCCC Line Set Replacements	-	-	-	-	-	-	-	500,000	500,000
140	304.1502	UCCC Exterior Window Replacement	-	-	-	-	-	-	-	187,099	187,099
142	304.1538	UCCC Orchestra Shell Replace	-	-	-	-	-	-	-	250,000	250,000
HVAC											
	3080	HVAC Repair/Replace Roof Top Unit 6 & 2 at UCCC	134,610	-	-	-	-	-	-	-	-
	14127	HVAC - Refurbish Roof Top Units at UCCC	-	310,528	310,528	-	-	-	-	-	-
144	304.1746	Annual Island Grove Event Center HVAC Rooftops units	-	-	-	40,000	40,000	40,000	40,000	40,000	200,000
146	14126	HVAC - Repair/Replace Air Handler at Recreation Center	-	-	-	259,023	-	-	-	-	259,023
148	14080	HVAC - Ice Haus	-	-	-	196,760	-	-	-	-	196,760
150	14132	HVAC - Heating & Cooling Variable Air Volume Boxes at UCCC	-	-	-	40,740	-	-	-	-	40,740
152	314	HVAC Repair/Replacement-Recreation Center Variable Air Volume Boxes	-	-	-	-	462,585	-	-	-	462,585
154	14053	HVAC - Recreation Center - 10 Air Handler Systems & 2 Cooling Towers	-	-	-	-	535,000	535,000	795,522	-	1,865,522
156	14125	HVAC - Infrared Heaters & Exhaust Fans for the Restrooms at UCCC	-	-	-	-	-	40,000	-	-	40,000
158	315	HVAC - HVAC at Centennial Village	-	-	-	-	-	-	-	67,156	67,156
160	14131	HVAC - Heating System Boiler and Pumps at UCCC	-	-	-	-	-	-	-	87,000	87,000
162	14128	HVAC - Baseboard Heating System at UCCC Lobbies	-	-	-	-	-	-	-	135,000	135,000
Investments / Rebates / Transfers / Other											
	414	Rebate Program for Food Tax	109,801	95,727	95,727	120,000	123,600	127,308	131,127	135,061	637,096
	3440	Investment Charges	997	705	705	3,000	3,090	3,183	3,278	3,377	15,928
Irrigation											
	14024	Irrigation System Replacement - 8th Avenue & 22nd Street Entryway	11,697	-	-	-	-	-	-	-	-
	241	Irrigation Redesign & Replacement - Luther Park	38	-	-	-	-	-	-	-	-
	14006	Irrigation System Replacement - Pheasant Run Park	-	269,843	269,843	-	-	-	-	-	-
	14001	Irrigation System Replacement - Anna Gimmestad Park	-	234,863	234,863	-	-	-	-	-	-
	304.1518	Irrigation System Replacement - Woodbriar Park	-	217,955	217,955	-	-	-	-	-	-
164	14017	Irrigation Redesign & Replacement - Westmoor Park	-	-	-	102,275	-	-	-	-	102,275
166	14124	Irrigation System Replacement - Sunrise Park	-	-	-	136,470	-	-	-	-	136,470
168	14025	Irrigation Redesign & Replacement - Bittersweet Park	-	-	-	-	1,559,394	-	-	-	1,559,394
170	304.1543	Irrigation System Replacement - Centennial Park	-	-	-	-	-	327,467	-	-	327,467
172	304.1522	Irrigation System Replacement - Youth Sports Complex	-	-	-	-	-	800,474	-	-	800,474
174	304.1604	Linn Grove Cemetery Irrigation Replacement	-	-	-	-	-	-	1,456,896	-	1,456,896
176	304.1603	Island Grove Irrigation Replacement	-	-	-	-	-	-	-	619,029	619,029

Page	Project	Title	2016 Actual	2017 Original	2017	2018	2019	2020	2021	2022	2018 - 2022
Parks Maintenance/Improvements											
	2033	Gas Bay Soil Contamination Mitigation at 2134 8th Avenue	15,863	-	27,371	-	-	-	-	-	-
	158	Playground Replacement - Rodarte Park	12,665	-	-	-	-	-	-	-	-
	1014	Fuel Site Upgrades	47,113	67,009	129,541	-	-	-	-	-	-
178	14013	Resurface Play Courts	47,798	51,894	66,394	77,100	79,410	81,789	84,240	86,765	409,304
180	14007	Aquatic Play Structures Refurbishing	-	31,130	31,130	33,000	33,990	35,010	36,060	37,142	175,202
182	14016	Park Concrete/Asphalt Path Improvements	-	51,894	51,894	187,099	187,115	187,124	187,182	-	748,520
	304.1525	Sanborn Park Walkways	-	237,675	487,675	-	-	-	-	-	-
	304.1707	Monfort Park Building Repairs	-	25,947	25,947	-	-	-	-	-	-
	304.1513	Pheasant Run Pavilion Remodel	-	10,379	10,379	-	-	-	-	-	-
	14011	Island Grove - Pavilion Work	-	51,542	51,542	-	-	-	-	-	-
	304.1514	Sunrise Park Shelter/Restroom Replacement	-	415,152	415,152	-	-	-	-	-	-
184	2197	Recreation Center Gym Floors Refinishing	-	10,379	10,379	-	11,000	-	11,330	-	22,330
186	272	Highland Hills - Cart Path Replacement	-	201,530	201,530	151,375	-	-	-	-	151,375
	304.1760	Drainage at Boomerang Golf Course	-	-	90,000	-	-	-	-	-	-
188	304.1732	Playground Maintenance	-	-	-	30,000	30,900	31,827	32,782	33,765	159,274
190	811	Centennial Pool Shell and Building Repairs	-	-	-	126,048	-	-	-	-	126,048
192	809	Boomerang Lake Bank Stabilization	-	-	-	189,103	-	-	-	-	189,103
194	304.1528	Island Grove - Turf Reinforcements for Festival Vendors	-	-	-	103,944	-	-	-	-	103,944
196	136	Boomerang - Cart Path Improvements	-	-	-	201,835	151,387	-	-	-	353,222
198	1011	Recreation Center Pool - Paint Interior & Lighting Upgrades	-	-	-	-	330,000	-	-	-	330,000
200	304.1527	Linn Grove Cemetery Roadway Repairs	-	-	-	-	-	350,000	-	-	350,000
202	304.1533	FunPlex Field House Sport Court Flooring	-	-	-	-	-	72,770	-	-	72,770
204	304.1531	Recreation Center Swimming Pool Deck Refinish	-	-	-	-	-	311,873	-	-	311,873
206	270	East Lake Renovation - Highland Hills	-	-	-	-	-	306,024	-	-	306,024
208	14063	Funplex Interior Pool Area Ceiling, Paint & Lighting Upgrades	-	-	-	-	-	-	351,072	-	351,072
210	718	Monfort Concert Hall - Seat Upholstery Replacement	-	-	-	-	-	-	209,984	-	209,984
212	450	Museum Safety & Security	-	-	-	-	-	-	121,860	-	121,860
214	304.1541	UCCC Relocation of Sound Booth in Hensel Phelps Theatre	-	-	-	-	-	-	20,798	-	20,798
216	304.1601	Greeley History Museum Carpet Replacement	-	-	-	-	-	-	58,233	-	58,233
218	304.1608	Athletic Field Scoreboard Replacements	-	-	-	-	-	-	-	104,029	104,029
220	304.1610	Recreation Security Camera Replacements	-	-	-	-	-	-	-	98,879	98,879
Police											
222	14147.5	Police Station Maintenance Projects	55,142	60,000	102,365	98,000	130,000	168,000	202,304	127,250	725,554

Page	Project	Title	2016 Actual	2017 Original	2017	2018	2019	2020	2021	2022	2018 - 2022
Street Maintenance											
	40	Concrete Repair & Cross Pan Replacement Program	342,782	-	-	-	-	-	-	-	-
226	34	Transfer to Keep Greeley Moving for Pavement Maintenance	5,048,146	2,019,127	2,019,127	2,800,000	2,700,000	2,700,000	2,700,000	2,700,000	13,600,000
228	724	Bike Path Repairs	22,145	144,094	289,949	200,000	200,000	200,000	200,000	200,000	1,000,000
232	283	Public Parking Lot Maintenance & Striping	86,145	96,734	96,734	298,255	248,276	273,287	248,364	280,815	1,348,997
	304.1551	35th Avenue & 16th Street Traffic Signal	-	259,470	259,470	-	-	-	-	-	-
	304.1702	Traffic Signal Repair at UCCC - 7th Street and 10th Avenue	-	98,599	98,599	-	-	-	-	-	-
	304.1715	10th Ave Landscaping from 6th St to 7th St	-	-	360,000	-	-	-	-	-	-
236	304.1714	Fiber Optic Switch Replacement	-	-	-	250,000	-	-	-	-	250,000
Trails											
238	304.1701	Trail Capital Maintenance	-	50,000	270,000	75,000	75,000	75,000	75,000	75,000	375,000
Total Expenditures			\$7,121,329	\$7,109,283	\$8,686,446	\$7,327,806	\$7,531,363	\$7,359,869	\$8,145,062	\$7,266,209	\$37,630,309
Ending Available Cash Balance			\$1,973,649	\$1,867,103	\$332,305	\$200,767	\$38,449	\$230,236	(\$181,914)	\$359,738	

Other

Page	Rank	Project	Description	Total Unfunded
298	1	383	Fire Station #2 Replacement	7,841,930
299	2	700	Fire Station #4 Replacement	7,155,349
Total Other				\$14,997,279

Future Public Works Projects

Page	Rank	Project	Description	Total Unfunded
242	1	14071	Roof Repair - Repair Boomerang Bathroom and Pump Houses	13,986
243	2	907	Boomerang Furnace & Make-up Air Replacement	5,300
244	3	14074	Funplex Restroom Floor Replacement	63,706
245	4	14077	Boomerang Window Replacement and Door Caulking	101,774
246	5	14085	Replacement of 7 Overhead Door Controllers at Service Center	14,348
247	6	14087	Roof Repair - UCCC Level E, Level D, and Ticket Office	47,434
248	7	14090	Roof Repair - Public Works Maintenance Repairs	87,310
249	8	14091	Replace Duct Work in Public Works Building	63,706
250	9	14092	Ice Haus Floor Replacement (Rubber Flooring)	149,686
251	10	14101	Electrical Upgrade - Energy Efficient Upgrades	21,701
252	11	14116	Centennial Park - Replace Cabinet, Base, and Conduit	3,400
253	12	304.1507	Replace Work Surfaces at Depot	16,950
254	13	304.1713	CCTV Camera Replacement	185,000
255	14	304.1727	ADA - Recreation Center Locker Rooms remodel	400,000
256	15	304.1728	ADA - Boomerang Golf Fairway Restroom Replacements (2 x \$250,000 ea.)	500,000
257	16	304.1729	ADA - UCCC Monfort Hall Dressing Rooms	15,099
258	17	304.1730	ADA - UCCC Ticket Office Accessibility	350,999
259	18	897	Monfort Concert Hall - Lighting Improvements	93,960
260	19	304.1748	37th Ave Ct and 10th St Signal Rebuild	135,000
Total Future Public Works Projects				\$2,269,359

Future Culture, Parks, and Recreation Projects

Page	Rank	Project	Description	Total Unfunded
261	1	304.1609	Park Shop Relocation/Replacement	4,800,100
262	2	304.1612	UCCC Power Split	1,696,229
263	3	304.1615	UCCC Acoustic Panel Replacements	51,000
264	4	304.1616	UCCC Theatrical LEDS Replacement	560,200
265	5	304.1617	UCCC Digital Projector Replacements	170,729
266	6	902	UCCC Video Security System	113,100
267	7	14026	Island Grove - Event Center - LED Conversion	185,846
268	8	14031	Island Grove - Arena Parking Lot Paving Repairs	557,616
269	9	387	Museum Exhibit Production Efficiency	64,975
270	10	719	Relocate Shell to Dock at UCCC	130,620
271	11	304.1521	Irrigation System Replacement - Allen Park	276,950

Future Culture, Parks, and Recreation Projects

Page	Rank	Project	Description	Total Unfunded
272	12	304.1523	Delta Park Basketball Courts (Asphalt to Concrete)	113,099
273	13	304.1526	Sherwood Park Resurface Tennis Courts	47,460
274	14	304.1532	Recreation Center Gym Floors Wood Refinishing	113,100
275	15	304.1544	Irrigation System Replacement - East Memorial Park	593,350
276	16	304.1545	Irrigation System Replacement - Epple Park	276,950
277	17	304.1547	Forbes Field Parking Lot Upgrades	226,099
278	18	304.1546	Irrigation System Replacement - Boomerang Golf Course	3,390,100
279	19	14048	Playground Replacement - JB Jones Park	203,926
280	20	304.1509	Anna Gimmestad Replace Restrooms in Modular Building	395,600
281	21	304.1510	Anna Gimmestad Youth Enrichment Facility	339,100
282	22	304.1512	Glenmere Park Restrooms Remodel	226,099
283	23	304.1515	Irrigation System Replacement - Leavy Park	158,300
284	24	304.1516	Irrigation System Replacement - Promontory Park	909,750
285	25	304.1517	Irrigation System Replacement - Sanborn Park	712,000
286	26	304.1520	Irrigation System Replacement - Meeker Museum	39,550
287	27	304.1611	UCCC Grand Drape Rehang/Replace	606,099
288	28	304.1721	Landscaping around pond - Youth Sports Complex	165,100
289	29	304.1731	Lincoln Park - replace electrical panels (2 x \$25,000 ea.)	50,000
290	30	304.1744	Island Grove Arena Sound System Replacement	300,000
291	31	304.1733	UCCC Master Plan	75,999
292	32	304.1747	Highland Hills Golf Parking Lot Improvements	850,999
293	33	304.1745	Island Grove Arena Livestock Pen Replacements	75,000
294	34	304.1735	Centennial Village Irrigation Replacement	1,500,000
295	35	304.1736	UCCC Monfort Concert Hall Lighting Console Replacement	55,000
296	36	304.1737	UCCC Curtain Replacement	100,000
297	37	304.1738	UCCC Monfort Concert Hall Rigging Overhaul	250,999
298	38	304.1739	UCCC Monfort Concert Hall Line Array Speakers	25,000
299	39	304.1740	UCCC Monfort Concert Hall Electrical Raceway Dedicated Power and Data	15,000
300	40	304.1741	UCCC Monfort Concert Hall Digital Camera Replace (technology evolved)	75,000
301	41	304.1742	UCCC Lobby Sound System Replace	50,000
302	42	304.1743	UCCC Monfort Concert Hall 2nd Dock Doorway	100,999
303	43	304.1618	UCCC Fire Curtain/Upgrade to Code	10,999
Total Future Culture, Parks, and Recreation Projects				\$20,658,042

Deferred Support Service Projects

Page	Rank	Project	Description	Total Unfunded
304	1	35	Roof Repair - City Hall Roof Replacement	130,928
305	2	37	ADA - City Hall Elevator	573,600
306	3	731	HVAC - City Hall Boiler Replacement (Secondary Boiler)	83,590
307	4	730	Electrical Upgrade - Lighting Retrofits at City Hall & City Hall Annex	75,678
308	5	313	HVAC Repair/Replacement-Variable Air Volume Boxes at City Hall Annex	273,430
309	6	14098	HVAC - City Hall Baseboard Piping	310,850
310	7	14100	HVAC - Public Works 1st Floor Ductwork	84,850
311	8	14057	ADA - City Hall Bathrooms	84,598
312	9	14089	Roof Repair - City Hall Maintenance Repairs	9,466
Total Deferred Support Service Projects				\$1,626,990

2018 - 2022 Five Year Plan Comparison to Previous Budget Year

304 - Food Tax

	2018 Original	2018	2019 Original	2019	2020 Original	2020	2021 Original	2021	2022 Original	2022	Total 2018 - 2022 Original	2018-2022
Beginning Available Cash Balance	\$332,305	\$332,305	\$424,778	\$200,767	\$378,509	\$38,449	\$224,634	\$230,236	\$188,142	(\$181,914)		

Revenues

GL	Description	2018 Original	2018	2019 Original	2019	2020 Original	2020	2021 Original	2021	2022 Original	2022	2018-2022 Original	2018-2022
4724	Expense Reimbursement	-	20,000	-	20,000	-	20,000	-	20,000	-	20,000	-	100,000
56**	Investment Earnings	3,819	3,819	3,107	3,107	3,399	3,399	3,101	3,101	-	3,000	13,426	16,426
6106	Operating Transfer From Sales And Use Tax	7,074,449	7,074,449	7,215,938	7,215,938	7,345,092	7,360,257	7,655,389	7,507,507	-	7,657,611	29,290,868	36,815,762
6108	Operating Transfer From Designated Revenue Fund	98,000	98,000	130,000	130,000	168,000	168,000	184,989	202,304	-	127,250	580,989	725,554
Total Revenue		\$7,176,268	\$7,196,268	\$7,349,045	\$7,369,045	\$7,516,491	\$7,551,656	\$7,843,479	\$7,732,912	-	\$7,807,861	\$29,885,283	\$37,657,742

Expenditures

Page	Project	Title	2018 Original	2018	2019 Original	2019	2020 Original	2020	2021 Original	2021	2022 Original	2022	2018-2022 Original	2018 - 2022
ADA														
	14084	ADA - Relocate UCCC Door Operator at Main Door	-	-	-	-	9,288	-	-	-	-	-	9,288	-
74	3110	ADA - Island Grove and Sunrise Splash Pad Accessibility Issues	181,872	181,872	-	-	-	-	-	-	-	-	181,872	181,872
76	14065	ADA - Ice Haus Restroom Upgrades	98,949	250,000	-	-	-	-	-	-	-	-	98,949	250,000
78	304.1801	ADA - Transition Plan Implementation	311,832	311,832	311,859	312,000	311,873	315,000	311,969	318,000	-	402,000	1,247,533	1,658,832
80	304.1602	ADA - Meeker House Restroom Replacement/Classroom	-	-	-	-	-	-	261,013	261,013	-	-	261,013	261,013
82	14061	ADA - Senior Center Interior Signage on Doors Throughout the Facility	-	-	-	-	-	-	24,640	24,640	-	-	24,640	24,640
Building Maintenance														
84	14010	Annual Emergency Facility & Parks Repairs	155,916	155,916	155,930	155,930	155,937	155,937	155,985	155,985	-	185,809	623,768	809,577
86	304.1734	Historic Sites Maintenance	-	50,000	-	51,500	-	53,045	-	54,636	-	56,275	-	265,456
88	304.1505	Emergency Generator Street Division Facility	77,958	85,000	-	-	-	-	-	-	-	-	77,958	85,000
90	304.1536	UCCC Pit Lift Controller	41,578	49,000	-	-	-	-	-	-	-	-	41,578	49,000
92	304.1539	UCCC Replace Digital Projectors	135,127	115,000	-	-	-	-	-	-	-	-	135,127	115,000
94	304.1540	UCCC Replace Moving Lights	77,958	89,000	-	-	-	-	-	-	-	-	77,958	89,000
96	304.1542	UCCC Replace Speakers	46,775	48,000	-	-	-	-	-	-	-	-	46,775	48,000
98	14079	Funplex Repair & Repaint Exterior	117,243	117,243	-	-	-	-	-	-	-	-	117,243	117,243
100	304.1802	Ice Haus Sound & Lighting Improvements	155,916	155,916	-	-	-	-	-	-	-	-	155,916	155,916
102	14066	Ice Haus Lighting Repairs and LED Replacement	63,400	-	-	80,000	-	-	-	-	-	-	63,400	80,000
104	304.1534	Centennial Village Church Roof Repair	-	-	31,186	31,186	-	-	-	-	-	-	31,186	31,186
106	14097	Elevator Upgrade - Senior Center Elevator Controller and Cylinder Replacement	-	-	-	-	84,512	84,512	-	-	-	-	84,512	84,512
108	14030	Island Grove - Arena Replacement of Plastic Seating	-	-	-	-	85,239	85,239	-	-	-	-	85,239	85,239
110	14058	Recreation Center Pool Pump Well Upgrade	-	-	-	-	-	-	21,208	35,000	-	-	21,208	35,000
112	14064	Rodarte Window and Exterior Door Replacement	-	-	-	-	-	-	58,644	58,644	-	-	58,644	58,644
114	14067	Rodarte Wall Repair and Interior Door Replacement	-	-	-	-	-	-	40,925	40,925	-	-	40,925	40,925
116	14102	Electrical Upgrade - Retrofit Parking Lot Lighting to LED at Funplex	-	-	-	-	-	-	77,992	95,000	-	-	77,992	95,000
118	304.1537	UCCC Dock Leveling Plate and Level Loading Dock Area	-	-	-	-	-	-	135,187	135,187	-	-	135,187	135,187
120	14096	Elevator Upgrade - Replacement Elevator Controller at FunPlex	-	-	-	-	-	-	-	-	-	65,000	-	65,000

Page	Project	Title	2018 Original	2018	2019 Original	2019	2020 Original	2020	2021 Original	2021	2022 Original	2022	2018-2022 Original	2018 - 2022
122	14056	Emergency Overhead Door Controllers Repair/Replacement for First Responders	-	-	-	-	-	-	-	-	-	41,606	-	41,606
124	14068	Highland Hills - Electrical Repairs	-	-	-	-	-	-	-	-	-	85,000	-	85,000
126	14069	Highland Hills - Floor Replacement	-	-	-	-	-	-	-	-	-	33,366	-	33,366
128	14070	Highland Hills - Roof Replacement	-	-	-	-	-	-	-	-	-	15,238	-	15,238
130	304.1606	IG Curbing/Sidewalk Replacement	-	-	-	-	-	-	-	-	-	60,769	-	60,769
132	304.1605	IG Event Center Carpet Replacement	-	-	-	-	-	-	-	-	-	77,250	-	77,250
134	304.1607	IG RV hook-ups to 50amp	-	-	-	-	-	-	-	-	-	155,529	-	155,529
136	304.1614	UCCC House Light Conversion to LED	-	-	-	-	-	-	-	-	-	321,000	-	321,000
138	304.1613	UCCC Line Set Replacements	-	-	-	-	-	-	-	-	-	500,000	-	500,000
140	304.1502	UCCC Exterior Window Replacement	187,099	-	-	-	-	-	-	-	-	187,099	187,099	187,099
142	304.1538	UCCC Orchestra Shell Replace	-	-	-	-	-	-	103,990	-	-	250,000	103,990	250,000
HVAC														
144	304.1746	Annual Island Grove Event Center HVAC Rooftops units	-	40,000	-	40,000	-	40,000	-	40,000	-	40,000	-	200,000
146	14126	HVAC - Repair/Replace Air Handler at Recreation Center	259,023	259,023	-	-	-	-	-	-	-	-	259,023	259,023
148	14080	HVAC - Ice Haus	196,760	196,760	-	-	-	-	-	-	-	-	196,760	196,760
150	14132	HVAC - Heating & Cooling Variable Air Volume Boxes at UCCC	40,740	40,740	-	-	-	-	-	-	-	-	40,740	40,740
152	314	HVAC Repair/Replacement-Recreation Center Variable Air Volume Boxes	-	-	462,585	462,585	-	-	-	-	-	-	462,585	462,585
154	14053	HVAC - Recreation Center - 10 Air Handler Systems & 2 Cooling Towers	-	-	743,264	535,000	713,975	535,000	795,522	795,522	-	-	2,252,761	1,865,522
156	14125	HVAC - Infrared Heaters & Exhaust Fans for the Restrooms at UCCC	30,346	-	-	-	-	40,000	-	-	-	-	30,346	40,000
158	315	HVAC - HVAC at Centennial Village	-	-	-	-	-	-	-	-	-	67,156	-	67,156
160	14131	HVAC - Heating System Boiler and Pumps at UCCC	-	-	82,325	-	-	-	-	-	-	87,000	82,325	87,000
162	14128	HVAC - Baseboard Heating System at UCCC Lobbies	-	-	129,104	-	-	-	-	-	-	135,000	129,104	135,000
Investments / Rebates / Transfers / Other														
	414	Rebate Program for Food Tax	97,788	120,000	99,753	123,600	101,752	127,308	103,819	131,127	-	135,061	403,112	637,096
	3440	Investment Charges	386	3,000	314	3,090	343	3,183	313	3,278	-	3,377	1,356	15,928
Irrigation														
164	14017	Irrigation Redesign & Replacement - Westmoor Park	102,275	102,275	-	-	-	-	-	-	-	-	102,275	102,275
166	14124	Irrigation System Replacement - Sunrise Park	136,470	136,470	-	-	-	-	-	-	-	-	136,470	136,470
168	14025	Irrigation Redesign & Replacement - Bittersweet Park	-	-	1,559,394	1,559,394	-	-	-	-	-	-	1,559,394	1,559,394
170	304.1543	Irrigation System Replacement - Centennial Park	-	-	-	-	327,467	327,467	-	-	-	-	327,467	327,467
172	304.1522	Irrigation System Replacement - Youth Sports Complex	-	-	-	-	800,474	800,474	-	-	-	-	800,474	800,474
174	304.1604	Linn Grove Cemetery Irrigation Replacement	-	-	-	-	-	-	1,456,896	1,456,896	-	-	1,456,896	1,456,896
176	304.1603	Island Grove Irrigation Replacement	-	-	-	-	-	-	-	-	-	619,029	-	619,029
Parks Maintenance/Improvements														
	807	Replace Asphalt with Concrete at Boomerang Clubhouse	-	-	-	-	-	-	95,314	-	-	-	95,314	-
178	14013	Resurface Play Courts	77,958	77,100	83,162	79,410	83,166	81,789	83,192	84,240	-	86,765	327,478	409,304
180	14007	Aquatic Play Structures Refurbishing	36,374	33,000	39,496	33,990	39,498	35,010	39,516	36,060	-	37,142	154,884	175,202
182	14016	Park Concrete/Asphalt Path Improvements	187,099	187,099	187,115	187,115	187,124	187,124	187,182	187,182	-	-	748,520	748,520
184	2197	Recreation Center Gym Floors Refinishing	-	-	10,395	11,000	-	-	10,399	11,330	-	-	20,794	22,330
186	272	Highland Hills - Cart Path Replacement	151,375	151,375	-	-	-	-	-	-	-	-	151,375	151,375
188	304.1732	Playground Maintenance	-	30,000	-	30,900	-	31,827	-	32,782	-	33,765	-	159,274
190	811	Centennial Pool Shell and Building Repairs	126,048	126,048	-	-	-	-	-	-	-	-	126,048	126,048
192	809	Boomerang Lake Bank Stabilization	189,103	189,103	-	-	-	-	-	-	-	-	189,103	189,103
194	304.1528	Island Grove - Turf Reinforcements for Festival Vendors	103,944	103,944	-	-	-	-	-	-	-	-	103,944	103,944

Page	Project	Title	2018 Original	2018	2019 Original	2019	2020 Original	2020	2021 Original	2021	2022 Original	2022	2018-2022 Original	2018 - 2022
196	136	Boomerang - Cart Path Improvements	201,835	201,835	151,387	151,387	-	-	-	-	-	-	353,222	353,222
198	1011	Recreation Center Pool - Paint Interior & Lighting Upgrades	77,958	-	-	330,000	-	-	-	-	-	-	77,958	330,000
200	304.1527	Linn Grove Cemetery Roadway Repairs	-	-	-	-	692,864	350,000	-	-	-	-	692,864	350,000
202	304.1533	FunPlex Field House Sport Court Flooring	-	-	-	-	72,770	72,770	-	-	-	-	72,770	72,770
204	304.1531	Recreation Center Swimming Pool Deck Refinish	-	-	-	-	311,873	311,873	-	-	-	-	311,873	311,873
206	270	East Lake Renovation - Highland Hills	-	-	-	-	306,024	306,024	-	-	-	-	306,024	306,024
208	14063	Funplex Interior Pool Area Ceiling, Paint & Lighting Upgrades	-	-	-	-	-	-	101,072	351,072	-	-	101,072	351,072
210	718	Monfort Concert Hall - Seat Upholstery Replacement	-	-	-	-	-	-	209,984	209,984	-	-	209,984	209,984
212	450	Museum Safety & Security	-	-	-	-	-	-	121,860	121,860	-	-	121,860	121,860
214	304.1541	UCCC Relocation of Sound Booth in Hensel Phelps Theatre	-	-	-	-	-	-	20,798	20,798	-	-	20,798	20,798
216	304.1601	Greeley History Museum Carpet Replacement	-	-	-	-	-	-	58,233	58,233	-	-	58,233	58,233
218	304.1608	Athletic Field Scoreboard Replacements	-	-	-	-	-	-	-	-	-	104,029	-	104,029
220	304.1610	Recreation Security Camera Replacements	-	-	-	-	-	-	-	-	-	98,879	-	98,879
Police														
	14060	Roof Repair - Replace PHQ Roof on Evidence Building Level E	-	-	-	-	-	-	17,152	-	-	-	17,152	-
222	14147.5	Police Station Maintenance Projects	98,000	98,000	130,000	130,000	168,000	168,000	168,000	202,304	-	127,250	564,000	725,554
Street Maintenance														
226	34	Transfer to Keep Greeley Moving for Pavement Maintenance	2,825,666	2,800,000	2,724,983	2,700,000	2,725,105	2,700,000	2,725,947	2,700,000	-	2,700,000	11,001,701	13,600,000
228	724	Bike Path Repairs	194,769	200,000	194,786	200,000	194,795	200,000	194,855	200,000	-	200,000	779,205	1,000,000
232	283	Public Parking Lot Maintenance & Striping	248,255	298,255	248,276	248,276	248,287	273,287	248,364	248,364	-	280,815	993,182	1,348,997
236	304.1714	Fiber Optic Switch Replacement	-	250,000	-	-	-	-	-	-	-	-	-	250,000
Trails														
238	304.1701	Trail Capital Maintenance	50,000	75,000	50,000	75,000	50,000	75,000	50,000	75,000	-	75,000	200,000	375,000
Total Expenditures			\$7,083,795	\$7,327,806	\$7,395,314	\$7,531,363	\$7,670,366	\$7,359,869	\$7,879,971	\$8,145,062	-	\$7,266,209	\$30,029,446	\$37,630,309
Ending Available Cash Balance			\$424,778	\$200,767	\$378,509	\$38,449	\$224,634	\$230,236	\$188,142	(\$181,914)	\$188,142	\$359,738		

Other

Page	Current Rank	Previous Rank	Project	Description	Total Unfunded	2018 Total Unfunded
240	1	1	383	Fire Station #2 Replacement	7,351,063	7,841,930
241	2	2	700	Fire Station #4 Replacement	6,712,754	7,155,349
Total Other					\$14,063,817	\$14,997,279

Future Public Works Projects

Page	Current Rank	Previous Rank	Project	Description	Total Unfunded	2018 Total Unfunded
242	1	10	14071	Roof Repair - Repair Boomerang Bathroom and Pump Houses	12,766	13,986
243	2	2	907	Boomerang Furnace & Make-up Air Replacement	59,590	5,300
244	3	12	14074	Funplex Restroom Floor Replacement	58,086	63,706
245	4	13	14077	Boomerang Window Replacement and Door Caulking	92,694	101,774
246	5	14	14085	Replacement of 7 Overhead Door Controllers at Service Center	13,096	14,348
247	6	15	14087	Roof Repair - UCCC Level E, Level D, and Ticket Office	43,254	47,434
248	7	10	14090	Roof Repair - Public Works Maintenance Repairs	79,510	87,310
249	8	11	14091	Replace Duct Work in Public Works Building	58,086	63,706
250	9	17	14092	Ice Haus Floor Replacement (Rubber Flooring)	136,366	149,686
251	10	3	14101	Electrical Upgrade - Energy Efficient Upgrades	77,250	21,701
252	11	19	14116	Centennial Park - Replace Cabinet, Base, and Conduit	35,020	3,400
253	12	18	304.1507	Replace Work Surfaces at Depot	15,450	16,950
254	13		304.1713	CCTV Camera Replacement	-	185,000
255	14		304.1727	ADA - Recreation Center Locker Rooms remodel	-	400,000
256	15		304.1728	ADA - Boomerang Golf Fairway Restroom Replacements (2 x \$250,000 ea.)	-	500,000
257	16		304.1729	ADA - UCCC Monfort Hall Dressing Rooms	-	15,099
258	17		304.1730	ADA - UCCC Ticket Office Accessibility	-	350,999
259	18	27	897	Monfort Concert Hall - Lighting Improvements	86,660	93,960
260	19		304.1748	37th Ave Ct and 10th St Signal Rebuild	-	135,000
		11	14072	Roof Repair - FS4 Replace Fascia and Prime and Paint	63,854	-
		16	14088	Installation of Energy Saving Devices in Recreation Center	12,766	-
Total Future Public Works Projects					\$844,448	\$2,269,359

Future Culture, Parks, and Recreation Projects

Page	Current Rank	Previous Rank	Project	Description	Total Unfunded	2018 Total Unfunded
261	1	6	304.1609	Park Shop Relocation/Replacement	3,090,000	4,800,100
262	2	9	304.1612	UCCC Power Split	1,546,029	1,696,229
263	3	12	304.1615	UCCC Acoustic Panel Replacements	10,299	51,000
264	4	13	304.1616	UCCC Theatrical LEDS Replacement	619,029	560,200
265	5	14	304.1617	UCCC Digital Projector Replacements	155,529	170,729
266	6	17	902	UCCC Video Security System	103,000	113,100
267	7	18	14026	Island Grove - Event Center - LED Conversion	169,326	185,846
268	8	19	14031	Island Grove - Arena Parking Lot Paving Repairs	508,196	557,616
269	9	20	387	Museum Exhibit Production Efficiency	59,225	64,975
270	10	21	719	Relocate Shell to Dock at UCCC	120,120	130,620
271	11	22	304.1521	Irrigation System Replacement - Allen Park	252,350	276,950
272	12	23	304.1523	Delta Park Basketball Courts (Asphalt to Concrete)	102,999	113,099
273	13	24	304.1526	Sherwood Park Resurface Tennis Courts	43,260	47,460
274	14	26	304.1532	Recreation Center Gym Floors Wood Refinishing	103,000	113,100
275	15	28	304.1544	Irrigation System Replacement - East Memorial Park	540,750	593,350
276	16	29	304.1545	Irrigation System Replacement - Epple Park	252,350	276,950
277	17	30	304.1547	Forbes Field Parking Lot Upgrades	205,999	226,099
278	18	31	304.1546	Irrigation System Replacement - Boomerang Golf Course	3,090,000	3,390,100
279	19	38	14048	Playground Replacement - JB Jones Park	185,806	203,926

Future Culture, Parks, and Recreation Projects

Page	Current Rank	Previous Rank	Project	Description	Total Unfunded	2018 Total Unfunded
280	20	39	304.1509	Anna Gimmestad Replace Restrooms in Modular Building	360,500	395,600
281	21	40	304.1510	Anna Gimmestad Youth Enrichment Facility	309,000	339,100
282	22	41	304.1512	Glenmere Park Restrooms Remodel	205,999	226,099
283	23	42	304.1515	Irrigation System Replacement - Leavy Park	144,200	158,300
284	24	43	304.1516	Irrigation System Replacement - Promontory Park	829,150	909,750
285	25	44	304.1517	Irrigation System Replacement - Sanborn Park	648,900	712,000
286	26	45	304.1520	Irrigation System Replacement - Meeker Museum	36,050	39,550
287	27	8	304.1611	UCCC Grand Drape Rehang/Replace	52,529	606,099
288	28		304.1721	Landscaping around pond - Youth Sports Complex	-	165,100
289	29		304.1731	Lincoln Park - replace electrical panels (2 x \$25,000 ea.)	-	50,000
290	30		304.1744	Island Grove Arena Sound System Replacement	-	300,000
291	31		304.1733	UCCC Master Plan	-	75,999
292	32		304.1747	Highland Hills Golf Parking Lot Improvements	-	850,999
293	33		304.1745	Island Grove Arena Livestock Pen Replacements	-	75,000
294	34		304.1735	Centennial Village Irrigation Replacement	-	1,500,000
295	35		304.1736	UCCC Monfort Concert Hall Lighting Console Replacement	-	55,000
296	36		304.1737	UCCC Curtain Replacement	-	100,000
297	37		304.1738	UCCC Monfort Concert Hall Rigging Overhaul	-	250,999
298	38		304.1739	UCCC Monfort Concert Hall Line Array Speakers	-	25,000
299	39		304.1740	UCCC Monfort Concert Hall Electrical Raceway Dedicated Power and Data	-	15,000
300	40		304.1741	UCCC Monfort Concert Hall Digital Camera Replace (technology evolved)	-	75,000
301	41		304.1742	UCCC Lobby Sound System Replace	-	50,000
302	42		304.1743	UCCC Monfort Concert Hall 2nd Dock Doorway	-	100,999
303	43	15	304.1618	UCCC Fire Curtain/Upgrade to Code	10,299	10,999
		37	14042	Playground Replacement - Lincoln Park	185,806	-
Total Future Culture, Parks, and Recreation Projects					\$13,939,700	\$20,658,042

Future City Hall Support Services Projects

Page	Current Rank	Previous Rank	Project	Description	Total Unfunded	2018 Total Unfunded
304	1	1	35	Roof Repair - City Hall Roof Replacement	119,268	130,928
305	2	2	37	ADA - City Hall Elevator	528,500	573,600
306	3	3	731	HVAC - City Hall Boiler Replacement (Secondary Boiler)	76,190	83,590
307	4	4	730	Electrical Upgrade - Lighting Retrofits at City Hall & City Hall Annex	69,618	75,678
308	5	5	313	HVAC Repair/Replacement-Variable Air Volume Boxes at City Hall Annex	249,230	273,430
309	6	6	14098	HVAC - City Hall Baseboard Piping	283,250	310,850
310	7	7	14100	HVAC - Public Works 1st Floor Ductwork	77,250	84,850
311	8	8	14057	ADA - City Hall Bathrooms	77,038	84,598
312	9	9	14089	Roof Repair - City Hall Maintenance Repairs	8,646	9,466
Total Future City Hall Support Services Projects					\$1,488,990	\$1,626,990



ADA - Island Grove and Sunrise Splash Pad Accessibility Issues

Project Number:	3110	Budget Year:	2018
Division:	Facilities Management	Council Priority:	Image- Quality of Life
Project Type:	ADA	Regions:	1- 16 St North/35 Ave East
Fund:	Food Tax	Location:	Island Grove Splash Park 14th Avenue and A street. Sunrise Splash Park 325 12th Street
Project Manager:	Ziggy Moertl	Budget Unit #:	Unassigned
Project Status:	Funded		

Description:

This project will address accessibility issues at the Island Grove Splash Park by replacing the sidewalks leading from the parking area to the entrances and areas not accessible within this facility to meet the ADA requirements.

In 2012, construction of the Island Grove Splash Park facility was funded by the Quality of Life Fund. Existing accessibility issues related to existing sidewalks were identified as a separate project utilizing funding in Food Tax Fund.

Discussion of Progress:

No additional information

Justification:

To become compliant with Federal Regulations under ADA. In 2012 the City conducted a City-wide ADA audit of all City facilities, and in order to update the City they need to meet the new ADA requirements citywide.

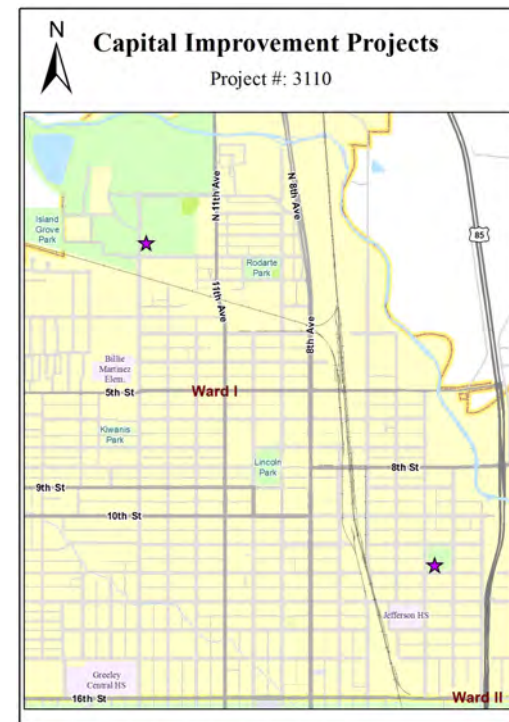
Revenue Detail:

Food Tax Revenue

Impact on Operating Budget:

None

GL Account	Description	Previous 3 Years	2016 Actual	2017 Revised Budget	2018	2019	2020	2021	2022	Grand Total
Revenue										
6106	Operating Transfer From Sales And Use Tax	-	-	-	181,872	-	-	-	-	181,872
Total Revenue		-	-	-	\$181,872	-	-	-	-	\$181,872
Expense										
8202	Construction	-	-	-	163,585	-	-	-	-	163,585
8214	Legal Publications	-	-	-	100	-	-	-	-	100
8232	Project Management	-	-	-	18,187	-	-	-	-	18,187
Total Expense		-	-	-	\$181,872	-	-	-	-	\$181,872
Net Total		-	-	-	-	-	-	-	-	-



ADA - Ice Haus Restroom Upgrades

Project Number:	14065	Budget Year:	2018
Division:	Facilities Management	Council Priority:	Image- Quality of Life
Project Type:	ADA	Regions:	1- 16 St North/35 Ave East
Fund:	Food Tax	Location:	Ice Haus 900 8th Avenue
Project Manager:	Ziggy Moertl	Budget Unit #:	Unassigned
Project Status:	Funded		

Description:

Relocate items as needed in restrooms to provide accessible benches, stalls, showers and door hardware in all locker rooms. Provide accessible day use lockers in lobby. Re-slope the entire ramp run to the accessible seating areas. Provide signage indicating the location of the family restrooms, accessible seating and accessible locker rooms.

Discussion of Progress:

No additional information

Justification:

The purpose of the project is to become complaint with the Federal Regulations under the ADA. The facility has fair accessibility, but there are issues in the public restrooms, locker rooms and the day use lockers in the lobby and skating area along with no access to the player seating area. The overall program accessibility is good with the exception of those items listed above. There is an accessible route to the ice along with two accessible locker rooms.

Revenue Detail:

Food Tax Revenue

Impact on Operating Budget:

None

GL Account	Description	Previous 3 Years	2016 Actual	2017 Revised Budget	2018	2019	2020	2021	2022	Grand Total
Revenue										
6106	Operating Transfer From Sales And Use Tax	-	-	-	250,000	-	-	-	-	250,000
Total Revenue		-	-	-	\$250,000	-	-	-	-	\$250,000
Expense										
8202	Construction	-	-	-	224,900	-	-	-	-	224,900
8214	Legal Publications	-	-	-	100	-	-	-	-	100
8232	Project Management	-	-	-	25,000	-	-	-	-	25,000
Total Expense		-	-	-	\$250,000	-	-	-	-	\$250,000
Net Total		-	-	-	-	-	-	-	-	-



ADA - Transition Plan Implementation

Project Number:	304.1801	Budget Year:	2018
Division:	Parks-Culture, Parks & Recreation	Council Priority:	Infrastructure & Growth- Public Facilities & Equip
Project Type:	ADA	Regions:	0 - Multiple Wards
Fund:	Food Tax	Location:	Citywide
Project Manager:	Unassigned	Budget Unit #:	Unassigned
Project Status:	Funded		

Description:

This project constructs handicap access ramps and adjoining sidewalks at various locations. High priority areas include many areas within the Redevelopment District. About 80% of the construction budget is targeted for these areas, while the rest is held "in reserve" to accommodate additional locations as citizens make requests. Whatever money held in reserve as the end of the construction season approaches will be applied to the target areas to ensure the budgeted money is spent in the most impactful locations.

Discussion of Progress:

ADA -Boomerang Golf Course - Cart path weather shelters don't provide required clear space for carts.; Each shelter has 4 walls, need to remove one wall to provide accessible space
ADA- Boomerang Golf Course - Replace entrance, Pro-shop and restaurant doors, add correct signage; Replace all exterior doors, provide correct ADA hardware and signage
ADA -Discovery Bay Splash Park - Provide an accessible route to showers, accessible showers, and family changing room.; Remodel locker rooms to provide ADA accessibility for the lockers, family changing room.
ADA - Downtown Museum - Rework accessibility route and entrance for the south parking lot.; Provide correct entrance slope with 5' landing required/ landing inside the door
ADA -Downtown Museum - Replace Archives room lower level interior gate and work surfaces; Correct interior gate and counter workspaces to meet ADA requirements.
ADA- Downtown Museum - Repair/replace all door with closures that exceed opening force.; Place as needed the door closures to the open force requirement
ADA- Downtown Museum - Remodel all public restrooms to provide accessible ADA stalls; Doors swings into the stalls and relocate trash receptacle in clear space
ADA Funplex Restrooms Remodel - Remodel restrooms and locker to meet current ADA Requirements.; Remodel restrooms, locker rm. Provide proper heights, depths and clear spaces.
ADA- Recreation Center - Remodel Men's and Women's Locker Room to meet ADA Compliance; Major issues include stall size, non-accessible shower, lockers and benches
ADA Recreation Center - Replace Large Gym Bleachers with accessible companion seating; Provide accessible seating in three location within the bleachers

Justification:

To become compliant with Federal Regulations under ADA. The City conducted a City-wide ADA audit of all City facilities in order to update the City need to meet the new ADA requirements City-wide.

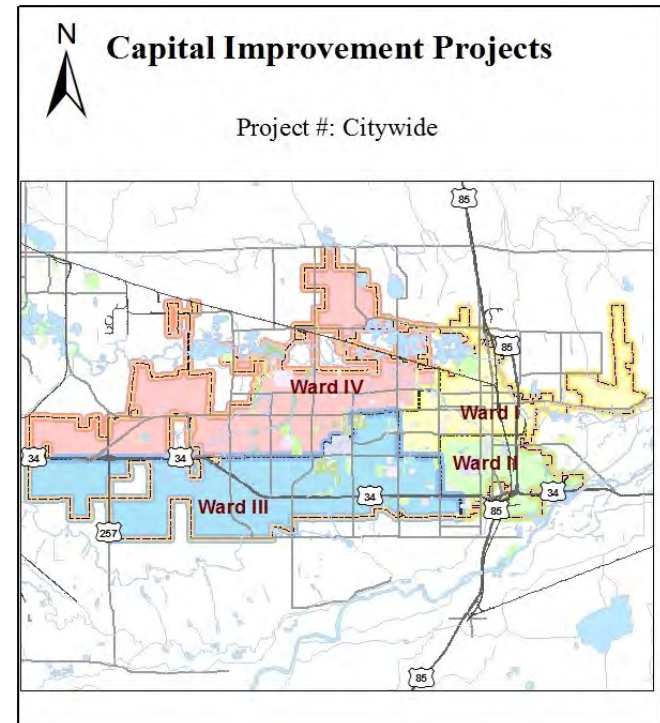
Revenue Detail:

Food Tax Revenue

Impact on Operating Budget:

None

GL Account	Description	Previous 3		2017 Revised	2018	2019	2020	2021	2022	Grand Total
		Years	2016 Actual	Budget						
Revenue										
6106	Operating Transfer From Sales And Use Tax	-	-	-	311,832	312,000	315,000	318,000	402,000	1,658,832
Total Revenue		-	-	-	\$311,832	\$312,000	\$315,000	\$318,000	\$402,000	\$1,658,832
Expense										
8202	Construction	-	-	-	280,549	280,700	283,400	286,100	361,700	1,492,449
8214	Legal Publications	-	-	-	100	100	100	100	100	500
8232	Project Management	-	-	-	31,183	31,200	31,500	31,800	40,200	165,883
Total Expense		-	-	-	\$311,832	\$312,000	\$315,000	\$318,000	\$402,000	\$1,658,832
Net Total		-	-	-	-	-	-	-	-	-



ADA - Meeker House Restroom Replacement/Classroom

Project Number:	304.1602	Budget Year:	2018
Division:	Parks-Culture, Parks & Recreation	Council Priority:	Infrastructure & Growth- Public Facilities & Equip
Project Type:	ADA	Regions:	1- 16 St North/35 Ave East
Fund:	Food Tax	Location:	Meeker House
Project Manager:	Jason Evenson	Budget Unit #:	Unassigned
Project Status:	Funded		

Description:

Current restroom facility is not ADA accessible. Upgrade to include an enclosed entrance and space with a small interpretive/classroom space.

Discussion of Progress:

No additional information

Justification:

Space is very limited in the Meeker and does not allow for groups larger than 10 at any given time. The addition of a classroom/multi-use space would allow for greater use of the site by school groups and bus tours this increasing revenue potential.

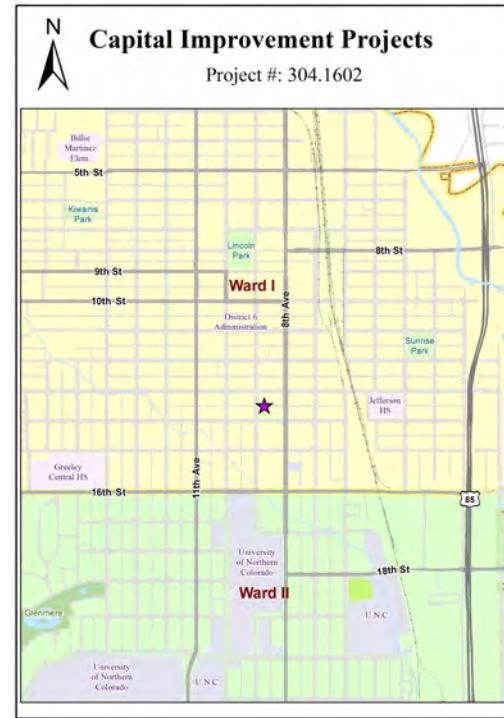
Revenue Detail:

Food Tax Revenue

Impact on Operating Budget:

None

GL Account	Description	Previous 3 Years	2016 Actual	2017 Revised Budget	2018	2019	2020	2021	2022	Grand Total
Revenue										
6106	Operating Transfer From Sales And Use Tax	-	-	-	-	-	-	261,013	-	261,013
Total Revenue		-	-	-	-	-	-	\$261,013	-	\$261,013
Expense										
8202	Construction	-	-	-	-	-	-	234,812	-	234,812
8214	Legal Publications	-	-	-	-	-	-	100	-	100
8232	Project Management	-	-	-	-	-	-	26,101	-	26,101
Total Expense		-	-	-	-	-	-	\$261,013	-	\$261,013
Net Total		-	-	-	-	-	-	-	-	-



ADA - Senior Center Interior Signage on Doors Throughout the Facility

Project Number:	14061	Budget Year:	2018
Division:	Facilities Management	Council Priority:	Image- Quality of Life
Project Type:	ADA	Regions:	1- 16 St North/35 Ave East
Fund:	Food Tax	Location:	Senior Center 1010 6th Street
Project Manager:	Ziggy Moertl	Budget Unit #:	Unassigned
Project Status:	Funded		

Description:

Install proper signage for all doors on the both interior and exterior of the building. Replace door closers as needed with the facility.

Discussion of Progress:

No additional information

Justification:

The purpose of the project is to become complaint with the Federal Regulations under the ADA. The facility has good overall accessibility but there are issues with the accessible routes to the main entrance. The level of program access inside the facility is good with a few minor exceptions. The shuffleboard court is not accessible due to its design. Staff has developed a plan to provide alternate accessibility if it is required, but a permanent fix is needed.

Revenue Detail:

Food Tax Revenue

Impact on Operating Budget:

None

GL Account	Description	Previous 3 Years	2016 Actual	2017 Revised Budget	2018	2019	2020	2021	2022	Grand Total
Revenue										
6106	Operating Transfer From Sales And Use Tax	-	-	-	-	-	-	24,640	-	24,640
Total Revenue		-	-	-	-	-	-	\$24,640	-	\$24,640
Expense										
8202	Construction	-	-	-	-	-	-	22,176	-	22,176
8232	Project Management	-	-	-	-	-	-	2,464	-	2,464
Total Expense		-	-	-	-	-	-	\$24,640	-	\$24,640
Net Total		-	-	-	-	-	-	-	-	-



Annual Emergency Facility & Parks Repairs

Project Number:	14010	Budget Year:	2018
Division:	Facilities Management	Council Priority:	Infrastructure & Growth- Public Facilities & Equip
Project Type:	Building Maintenance	Regions:	0 - Multiple Wards
Fund:	Food Tax	Location:	Citywide
Project Manager:	Dale Blehm	Budget Unit #:	3040006005990000
Project Status:	Funded		

Description:

These emergency repairs are for unplanned repairs to items such as HVAC compressors, roof repairs, larger motors and large water heaters.

Discussion of Progress:

2016 emergency repairs include:

\$11,000 Drainage at Boomerang Golf Course

\$4,940 Balsam Sports Park Restroom Doors

\$13,000 Replacement Boiler @ Cent. Pool

\$8,000 Ice Haus Water Heater Replacement

\$8,500 Asbestos abatement @ Linn Grove

\$42,000 City Proxy-card system Upgrade

2017 Emergency repairs include;

17PW006 Peak-view Park Playground

17PW012 Signature Bluffs (Red Barn) parking lot

17PW013 Island Grove Event Center fire alarm panel

Justification:

Emergency repairs to buildings and park facilities occasionally arise. This program allows staff to make emergency repairs in a timely manner so citizens are not adversely impacted. For example, during Linn Grove Carpet Replacement project Asbestos was discovered under the existing carpet during removal. Emergency funds were needed to do the asbestos abatement before the project could move forward with installation of new carpet.

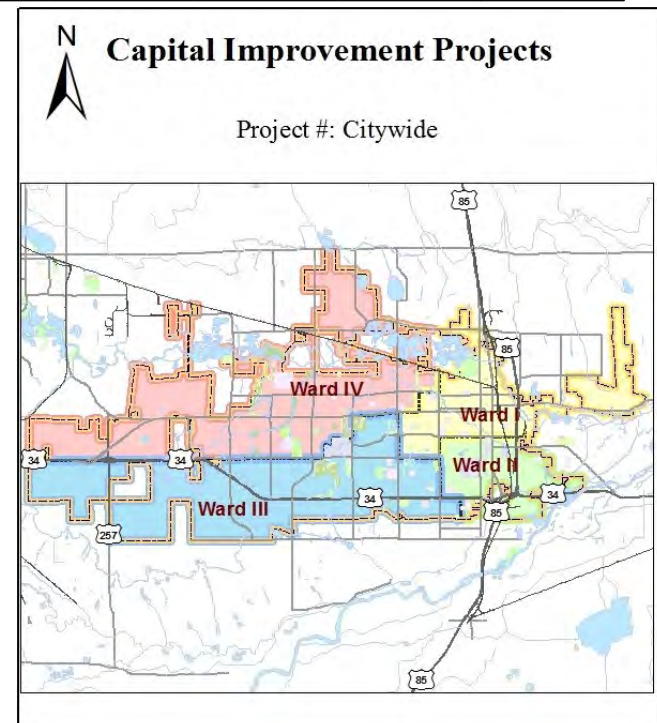

Revenue Detail:

Food Tax Revenue

Impact on Operating Budget:

None

GL Account	Description	Previous 3 Years	2016 Actual	2017 Revised Budget	2018	2019	2020	2021	2022	Grand Total
Revenue										
	Fund Balance	50,028	101,202	2,400	-	-	-	-	-	153,630
6106	Operating Transfer From Sales And Use Tax	-	-	155,682	155,916	155,930	155,937	155,985	185,809	965,259
Total Revenue		\$50,028	\$101,202	\$158,082	\$155,916	\$155,930	\$155,937	\$155,985	\$185,809	\$1,118,889
Expense										
8202	Construction	50,028	101,202	152,400	150,000	150,000	150,000	150,000	168,826	1,072,456
8214	Legal Publications	-	-	-	100	100	100	100	100	500
8216	Miscellaneous	-	-	1,182	-	-	-	-	-	1,182
8232	Project Management	-	-	4,500	5,816	5,830	5,837	5,885	16,883	44,751
Total Expense		\$50,028	\$101,202	\$158,082	\$155,916	\$155,930	\$155,937	\$155,985	\$185,809	\$1,118,889
Net Total		-	-	-	-	-	-	-	-	-



Historic Sites Maintenance

Project Number:	304.1734	Budget Year:	2018
Division:	Capital Improvements	Council Priority:	Infrastructure & Growth- Public Facilities & Equip
Project Type:	Building Maintenance	Regions:	
Fund:	Food Tax	Location:	Centennial Village, Meeker, White-Plumb Farm
Project Manager:	Jason Evenson	Budget Unit #:	Unassigned
Project Status:	Funded		

Description:

Roof replacement, HVAC replacement, and structural issues identified by staff at the historic sites under the care of the Museums staff are all treated as emergencies.

Discussion of Progress:

Roof Maintenance

- 1 Meeker Museum 1324 9th Avenue
- 2 School House Centennial Village
- 3 Church Centennial Village
- 4 Depot Centennial Village
- 5 Hall House Centennial Village
- 6 Carriage House Centennial Village
- 7 Main house Plumb Farm
- 8 Blacksmith shop Plumb Farm
- 9 Garage Plumb Farm
- 10 Pottery Studio Plumb Farm

HVAC

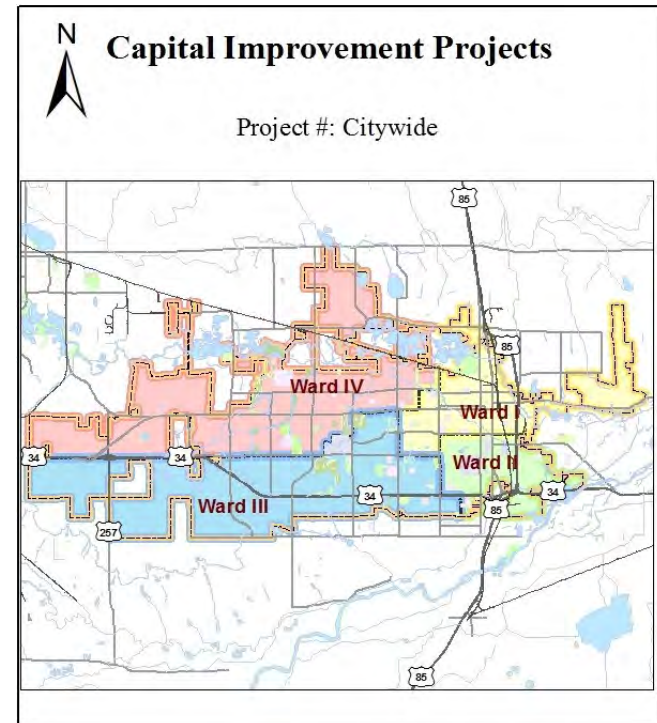
- 2019 Replacement -Recreation Center Variable Air Volume Boxes
- 2019 Replacement Recreation Center 2 Cooling Towers
- 2019 Refurbish AHU # Recreation Center Main Gym Unit
- 2019 Replacement - Funplex Pool Invent Unit # 1
- 2019 Replacement - Rec/ Funplex Sewer Ejection Pumps (4)
- 2020 Replacement -Recreation Center 2 Domestic Water Heaters
- 2020 Replacement - Funplex Pool Invent Unit # 2
- 2020 Replacement - Recreation Center Hot Water Heating Pumps
- 2020 Refurbish -Recreation Center Weight Room Makeup units (3)
- 2020 Replacement -Recreation Center Chiller Unit for Weight Rm
- 2020 Ice Haus - Replacement Trane AHU for Office Areas of Bldg.
- 2020 Funplex - Replacement Pool Water Activity Pumps (8)

Justification:

Moving to planned replacement with a designated fund is a proactive approach to the identified and predictable needed replacements.

Revenue Detail:

GL Account	Description	Previous 3		2017 Revised Budget	2018	2019	2020	2021	2022	Grand Total
		Years	2016 Actual							
Revenue										
6106	Operating Transfer From Sales And Use Tax	-	-	-	50,000	51,500	53,045	54,636	56,275	265,456
Total Revenue		-	-	-	\$50,000	\$51,500	\$53,045	\$54,636	\$56,275	\$265,456
Expense										
8202	Construction	-	-	-	45,000	46,350	47,740	49,172	50,647	238,909
8232	Project Management	-	-	-	5,000	5,150	5,305	5,464	5,628	26,547
Total Expense		-	-	-	\$50,000	\$51,500	\$53,045	\$54,636	\$56,275	\$265,456
Net Total		-	-	-	-	-	-	-	-	-



Emergency Generator Street Division Facility

Project Number:	304.1505	Budget Year:	2018
Division:	Facilities Management	Council Priority:	Infrastructure & Growth- Public Facilities & Equip
Project Type:	Building Maintenance	Regions:	0 - Multiple Wards
Fund:	Food Tax	Location:	Street Facility 1203 3rd Street
Project Manager:	Dale Blehm	Budget Unit #:	Unassigned
Project Status:	Funded		

Description:

Install generator to provide electrical power during power outages in bad weather.

Discussion of Progress:

No additional information

Justification:

Street division facility needs to be operational during power outages in order to provide emergency services within the city.

Revenue Detail:

Food Tax Revenue

Impact on Operating Budget:

None

GL Account	Description	Previous 3 Years	2016 Actual	2017 Revised Budget	2018	2019	2020	2021	2022	Grand Total
Revenue										
6106	Operating Transfer From Sales And Use Tax	-	-	-	85,000	-	-	-	-	85,000
Total Revenue		-	-	-	\$85,000	-	-	-	-	\$85,000
Expense										
8202	Construction	-	-	-	76,400	-	-	-	-	76,400
8214	Legal Publications	-	-	-	100	-	-	-	-	100
8232	Project Management	-	-	-	8,500	-	-	-	-	8,500
Total Expense		-	-	-	\$85,000	-	-	-	-	\$85,000
Net Total		-	-	-	-	-	-	-	-	-



UCCC Pit Lift Controller

Project Number:	304.1536	Budget Year:	2018
Division:	Parks-Culture, Parks & Recreation	Council Priority:	Infrastructure & Growth- Public Facilities & Equip
Project Type:	Building Maintenance	Regions:	1- 16 St North/35 Ave East
Fund:	Food Tax	Location:	Union Colony Civic Center 701 10th Avenue
Project Manager:	Andy McRoberts	Budget Unit #:	Unassigned
Project Status:	Funded		

Description:

Replace and upgrade Pit lift controller

Discussion of Progress:

No additional information

Justification:

The original controller for the Monfort Concert Hall pit lift is over 27 years old (1988) and older analog technology has reached the end of its useful life (subject to fail at any time). This "weak link" in technology needs to be upgraded to a modernized low voltage digital system. Replacing the control system will extend useful life another 25-30 years.

Revenue Detail:

Food Tax Revenue

Impact on Operating Budget:

None

GL Account	Description	Previous 3 Years	2016 Actual	2017 Revised Budget	2018	2019	2020	2021	2022	Grand Total
Revenue										
6106	Operating Transfer From Sales And Use Tax	-	-	-	49,000	-	-	-	-	49,000
Total Revenue		-	-	-	\$49,000	-	-	-	-	\$49,000
Expense										
8202	Construction	-	-	-	44,100	-	-	-	-	44,100
8232	Project Management	-	-	-	4,900	-	-	-	-	4,900
Total Expense		-	-	-	\$49,000	-	-	-	-	\$49,000
Net Total		-	-	-	-	-	-	-	-	-



UCCC Replace Digital Projectors

Project Number:	304.1539	Budget Year:	2018
Division:	Parks-Culture, Parks & Recreation	Council Priority:	Infrastructure & Growth- Public Facilities & Equip
Project Type:	Building Maintenance	Regions:	1- 16 St North/35 Ave East
Fund:	Food Tax	Location:	Union Colony Civic Center 701 10th Avenue
Project Manager:	Andy McRoberts	Budget Unit #:	Unassigned
Project Status:	Funded		

Description:

Replace digital projectors

Discussion of Progress:

No additional information

Justification:

The UCCC currently utilizes two projectors for its image magnification (IMAG) system in Monfort Concert Hall (MCH). These are older unmatched projectors that do not meet the emerging digital standards for the industry. In addition, the larger of these two projectors is the primary projector used for multimedia presentations, films, and other projection when IMAG is not in use. Purchasing two modern digital projectors will help keep the UCCC at its place as a leading performing arts venue in Northern Colorado.

Revenue Detail:

Food Tax Revenue

Impact on Operating Budget:

None

GL Account	Description	Previous 3 Years	2016 Actual	2017 Revised Budget	2018	2019	2020	2021	2022	Grand Total
Revenue										
6106	Operating Transfer From Sales And Use Tax	-	-	-	115,000	-	-	-	-	115,000
Total Revenue		-	-	-	\$115,000	-	-	-	-	\$115,000
Expense										
8202	Construction	-	-	-	103,400	-	-	-	-	103,400
8214	Legal Publications	-	-	-	100	-	-	-	-	100
8232	Project Management	-	-	-	11,500	-	-	-	-	11,500
Total Expense		-	-	-	\$115,000	-	-	-	-	\$115,000
Net Total		-	-	-	-	-	-	-	-	-



UCCC Replace Moving Lights

Project Number:	304.1540	Budget Year:	2018
Division:	Parks-Culture, Parks & Recreation	Council Priority:	Infrastructure & Growth- Public Facilities & Equip
Project Type:	Building Maintenance	Regions:	1- 16 St North/35 Ave East
Fund:	Food Tax	Location:	Union Colony Civic Center 701 10th Avenue
Project Manager:	Andy McRoberts	Budget Unit #:	Unassigned
Project Status:	Funded		

Description:

Modern live entertainment utilizes multitudes of moving head and moving mirror light fixtures. These are light fixtures that have motors in them to move the direction that a light is aimed, internally they can change color and have lighting patterns change all with the touch of a button on a computer controlled console. The Union Colony Civic Center owns 12 of these types of fixtures that were introduced in the early 90's, this project would replace the moving light fixtures used at the UCCCC with more modern technology.

Discussion of Progress:

No additional information

Justification:

To remain competitive in the market the UCCC needs to replace its aging moving light inventory. More modern fixtures utilize LED moving heads, using less energy, creating more dynamic effects and more versatility in their application. Technology has advanced to the point that we should update our equipment to take advantage of brighter more power efficient fixtures. Having newer fixtures would allow for higher per fixture rental rate and likely increase rental frequency. Estimated at 10 fixtures at \$10 each rented 10 times in a year. As the fixtures we currently own become more obsolete they become more difficult to find replacement parts for and increasingly difficult to rent. Eventually there will be a reduction in our revenue generation if not replaced, either from lack of demand or non functioning un-repairable units. There would be maintenance but it shouldn't be any more than our current fixtures so no budget impact. This would be an equipment only purchase of fixtures that are mobile, and temporary so there is no design or installation necessary.

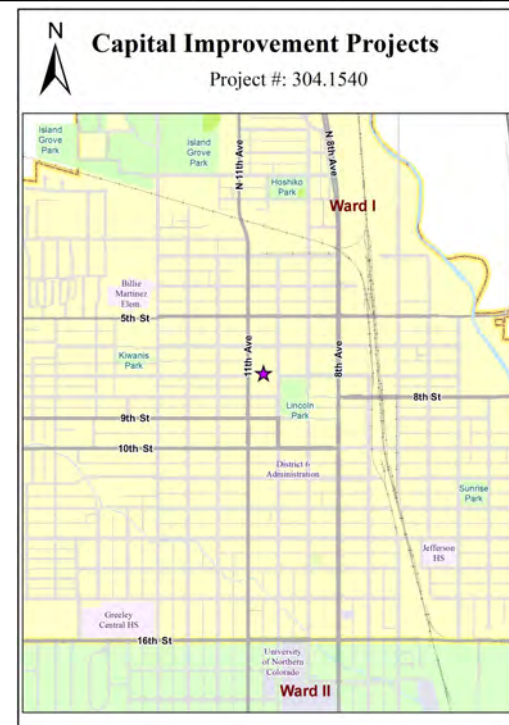
Revenue Detail:

Food Tax Revenue

Impact on Operating Budget:

None

GL Account	Description	Previous 3 Years	2016 Actual	2017 Revised Budget	2018	2019	2020	2021	2022	Grand Total
Revenue										
6106	Operating Transfer From Sales And Use Tax	-	-	-	89,000	-	-	-	-	89,000
Total Revenue		-	-	-	\$89,000	-	-	-	-	\$89,000
Expense										
8202	Construction	-	-	-	80,000	-	-	-	-	80,000
8214	Legal Publications	-	-	-	100	-	-	-	-	100
8232	Project Management	-	-	-	8,900	-	-	-	-	8,900
Total Expense		-	-	-	\$89,000	-	-	-	-	\$89,000
Net Total		-	-	-	-	-	-	-	-	-



UCCC Replace Speakers

Project Number:	304.1542	Budget Year:	2018
Division:	Parks-Culture, Parks & Recreation	Council Priority:	Infrastructure & Growth- Public Facilities & Equip
Project Type:	Building Maintenance	Regions:	1- 16 St North/35 Ave East
Fund:	Food Tax	Location:	Union Colony Civic Center 701 10th Avenue
Project Manager:	Andy McRoberts	Budget Unit #:	Unassigned
Project Status:	Funded		

Description:

Replace Sound System Speakers in Monfort Concert Hall

Discussion of Progress:

No additional information

Justification:

Technology in the industry advances about every ten years. The speakers in place in the Monfort Concert Hall were purchased and installed in 2007-2008. Replacement with current standards will keep budgets in line, as we currently require concerts to utilize our in house systems. If we don't replace with current technology, we will begin to either lose high end acts, or have to rent equipment to satisfy their requirements.

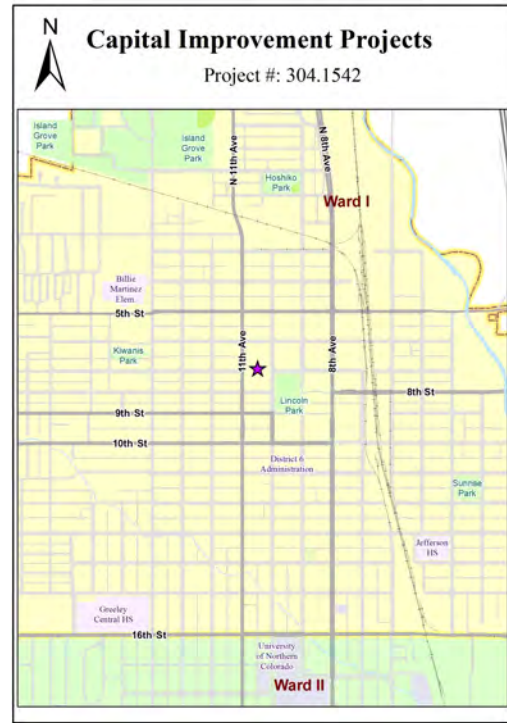
Revenue Detail:

Food Tax Revenue

Impact on Operating Budget:

None

GL Account	Description	Previous 3 Years	2016 Actual	2017 Revised Budget	2018	2019	2020	2021	2022	Grand Total
Revenue										
6106	Operating Transfer From Sales And Use Tax	-	-	-	48,000	-	-	-	-	48,000
Total Revenue		-	-	-	\$48,000	-	-	-	-	\$48,000
Expense										
8202	Construction	-	-	-	43,200	-	-	-	-	43,200
8232	Project Management	-	-	-	4,800	-	-	-	-	4,800
Total Expense		-	-	-	\$48,000	-	-	-	-	\$48,000
Net Total		-	-	-	-	-	-	-	-	-



Funplex Repair & Repaint Exterior

Project Number:	14079	Budget Year:	2018
Division:	Facilities Management	Council Priority:	Infrastructure & Growth- Public Facilities & Equip
Project Type:	Building Maintenance	Regions:	3- 10 St South/23 Ave West
Fund:	Food Tax	Location:	Funplex 1501 65th Avenue
Project Manager:	Dale Blehm	Budget Unit #:	Unassigned
Project Status:	Funded		

Description:

Repair the bird damage to the exterior walls at the Fun Plex. Holes made by the birds allow snow and rain to deteriorate the building sheathing.

Discussion of Progress:

No additional information

Justification:

Although many repairs have been completed, additional repairs are needed due to continuing damage caused by birds and weather to the exterior of the building.

Revenue Detail:

Food Tax Revenue

Impact on Operating Budget:

None

GL Account	Description	Previous 3 Years	2016 Actual	2017 Revised Budget	2018	2019	2020	2021	2022	Grand Total
Revenue										
6106	Operating Transfer From Sales And Use Tax	-	-	-	117,243	-	-	-	-	117,243
Total Revenue		-	-	-	\$117,243	-	-	-	-	\$117,243
Expense										
8202	Construction	-	-	-	105,419	-	-	-	-	105,419
8214	Legal Publications	-	-	-	100	-	-	-	-	100
8232	Project Management	-	-	-	11,724	-	-	-	-	11,724
Total Expense		-	-	-	\$117,243	-	-	-	-	\$117,243
Net Total		-	-	-	-	-	-	-	-	-



Ice Haus Sound & Lighting Improvements

Project Number:	304.1802	Budget Year:	2018
Division:	Parks-Culture, Parks & Recreation	Council Priority:	Infrastructure & Growth- Public Facilities & Equip
Project Type:	Building Maintenance	Regions:	1- 16 St North/35 Ave East
Fund:	Food Tax	Location:	Ice Haus 900 8th Avenue
Project Manager:	Unassigned	Budget Unit #:	Unassigned
Project Status:	Funded		

Description:

Replace outdated sound equipment for public skate sessions, hockey announcing, and ice shows

Discussion of Progress:

No additional information

Justification:

Sound board is outdated and cannot be repaired. Lighting system is breaking down and is non-repairable.

Revenue Detail:

Food Tax Revenue

Impact on Operating Budget:

None

GL Account	Description	Previous 3 Years	2016 Actual	2017 Revised Budget	2018	2019	2020	2021	2022	Grand Total
Revenue										
6106	Operating Transfer From Sales And Use Tax	-	-	-	155,916	-	-	-	-	155,916
Total Revenue		-	-	-	\$155,916	-	-	-	-	\$155,916
Expense										
8202	Construction	-	-	-	140,224	-	-	-	-	140,224
8214	Legal Publications	-	-	-	100	-	-	-	-	100
8232	Project Management	-	-	-	15,592	-	-	-	-	15,592
Total Expense		-	-	-	\$155,916	-	-	-	-	\$155,916
Net Total		-	-	-	-	-	-	-	-	-



Ice Haus Lighting Repairs and LED Replacement

Project Number:	14066	Budget Year:	2018
Division:	Facilities Management	Council Priority:	Infrastructure & Growth- Public Facilities & Equip
Project Type:	Building Maintenance	Regions:	1- 16 St North/35 Ave East
Fund:	Food Tax	Location:	Ice Haus 900 8th Avenue
Project Manager:	Dale Blehm	Budget Unit #:	Unassigned
Project Status:	Funded		

Description:

Replace existing fixtures with new LEDs. This cost is to repair electrical problems inside and outside of this building. This includes the replacement of all exterior wall mounted fixtures to LED wall-packs for energy-saving. Lighting above the ice rink itself has needed to be replaced due to high maintenance costs.

Discussion of Progress:

No additional information

Justification:

Remove existing light fixtures and replace with energy saving LED fixtures, which will reduce energy and maintenance costs.

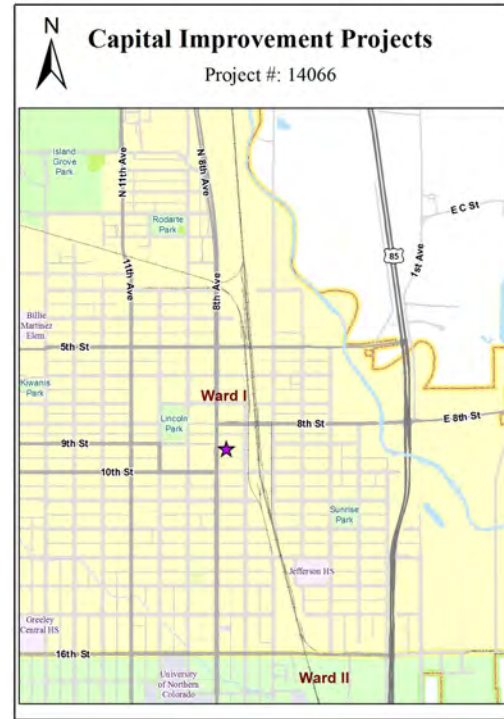
Revenue Detail:

Food Tax Revenue

Impact on Operating Budget:

None

GL Account	Description	Previous 3 Years	2016 Actual	2017 Revised Budget	2018	2019	2020	2021	2022	Grand Total
Revenue										
6106	Operating Transfer From Sales And Use Tax	-	-	-	-	80,000	-	-	-	80,000
Total Revenue		-	-	-	-	\$80,000	-	-	-	\$80,000
Expense										
8202	Construction	-	-	-	-	71,900	-	-	-	71,900
8214	Legal Publications	-	-	-	-	100	-	-	-	100
8232	Project Management	-	-	-	-	8,000	-	-	-	8,000
Total Expense		-	-	-	-	\$80,000	-	-	-	\$80,000
Net Total		-	-	-	-	-	-	-	-	-



Centennial Village Church Roof Repair

Project Number:	304.1534	Budget Year:	2018
Division:	Parks-Culture, Parks & Recreation	Council Priority:	Infrastructure & Growth- Public Facilities & Equip
Project Type:	Building Maintenance	Regions:	1- 16 St North/35 Ave East
Fund:	Food Tax	Location:	Centennial Village: Centennial Church
Project Manager:	Andy McRoberts	Budget Unit #:	Unassigned
Project Status:	Funded		

Description:

Replace the roof on the Centennial Church

Discussion of Progress:

No additional information

Justification:

This historic structure has a roof that is currently made of several types of roofing materials and experiences leaks each year. A new roof is needed for integrity and preservation of interior historic materials and artifacts.

Revenue Detail:

Food Tax Revenue

Impact on Operating Budget:

None

GL Account	Description	Previous 3 Years	2016 Actual	2017 Revised Budget	2018	2019	2020	2021	2022	Grand Total
Revenue										
6106	Operating Transfer From Sales And Use Tax	-	-	-	-	31,186	-	-	-	31,186
Total Revenue		-	-	-	-	\$31,186	-	-	-	\$31,186
Expense										
8202	Construction	-	-	-	-	28,067	-	-	-	28,067
8232	Project Management	-	-	-	-	3,119	-	-	-	3,119
Total Expense		-	-	-	-	\$31,186	-	-	-	\$31,186
Net Total		-	-	-	-	-	-	-	-	-



Elevator Upgrade - Senior Center Elevator Controller and Cylinder Replacement

Project Number:	14097	Budget Year:	2018
Division:	Facilities Management	Council Priority:	Infrastructure & Growth- Public Facilities & Equip
Project Type:	Building Maintenance	Regions:	1- 16 St North/35 Ave East
Fund:	Food Tax	Location:	Senior Center 1010 6th Street
Project Manager:	Dale Blehm	Budget Unit #:	Unassigned
Project Status:	Funded		

Description:

Replace elevator controller and hydraulic cylinder at the Senior Center. This elevator hydraulic system and elevator controller are original equipment to the facility as a freight elevator and is now used for ADA access into the basement area.

Discussion of Progress:

No additional information

Justification:

The elevator is original to the building, which was built in 1981. Due to the age of this elevator hydraulic system and controller, this elevator equipment will need to be replaced in the future to meet the new state requirement on passenger car elevators.

Revenue Detail:

Food Tax Revenue

Impact on Operating Budget:

None

GL Account	Description	Previous 3 Years	2016 Actual	2017 Revised Budget	2018	2019	2020	2021	2022	Grand Total
Revenue										
6106	Operating Transfer From Sales And Use Tax	-	-	-	-	-	84,512	-	-	84,512
Total Revenue		-	-	-	-	-	\$84,512	-	-	\$84,512
Expense										
8202	Construction	-	-	-	-	-	75,961	-	-	75,961
8214	Legal Publications	-	-	-	-	-	100	-	-	100
8232	Project Management	-	-	-	-	-	8,451	-	-	8,451
Total Expense		-	-	-	-	-	\$84,512	-	-	\$84,512
Net Total		-	-	-	-	-	-	-	-	-



Island Grove - Arena Replacement of Plastic Seating

Project Number:	14030	Budget Year:	2018
Division:	Parks-Culture, Parks & Recreation	Council Priority:	Infrastructure & Growth- Public Facilities & Equip
Project Type:	Building Maintenance	Regions:	1- 16 St North/35 Ave East
Fund:	Food Tax	Location:	Island Grove Arena 600 N 14th Avenue
Project Manager:	Tom Welch	Budget Unit #:	Unassigned
Project Status:	Funded		

Description:

Replace 2600 plastic seats in the box sections of the Arena. Include new section, row and seat labeling.

Discussion of Progress:

Some seats were repaired/replaced from storage materials (new parts in inventory) in 2015. Remaining seats still need to be done. This project is currently scheduled to be funded in 2020.

Justification:

Plastic seating in lower boxes is deteriorating due to age (20 years) and sun exposure.

Revenue Detail:

Food Tax Revenue

Impact on Operating Budget:

None

GL Account	Description	Previous 3 Years	2016 Actual	2017 Revised Budget	2018	2019	2020	2021	2022	Grand Total
Revenue										
6106	Operating Transfer From Sales And Use Tax	-	-	-	-	-	85,239	-	-	85,239
Total Revenue		-	-	-	-	-	\$85,239	-	-	\$85,239
Expense										
8202	Construction	-	-	-	-	-	76,615	-	-	76,615
8214	Legal Publications	-	-	-	-	-	100	-	-	100
8232	Project Management	-	-	-	-	-	8,524	-	-	8,524
Total Expense		-	-	-	-	-	\$85,239	-	-	\$85,239
Net Total		-	-	-	-	-	-	-	-	-



Recreation Center Pool Pump Well Upgrade

Project Number:	14058	Budget Year:	2018
Division:	Facilities Management	Council Priority:	Infrastructure & Growth- Public Facilities & Equip
Project Type:	Building Maintenance	Regions:	1- 16 St North/35 Ave East
Fund:	Food Tax	Location:	Recreation Center 651 10th Avenue
Project Manager:	Dale Blehm	Budget Unit #:	Unassigned
Project Status:	Funded		

Description:

Replace and relocate pool pump at the Recreation Center

Discussion of Progress:

No additional information

Justification:

The purpose for relocating the pool pump is to lower the hair strainer to the level the pool pump to stop the pump from sucking air after cleaning.

Revenue Detail:

Food Tax Revenue

Impact on Operating Budget:

None

GL Account	Description	Previous 3 Years	2016 Actual	2017 Revised Budget	2018	2019	2020	2021	2022	Grand Total
Revenue										
6106	Operating Transfer From Sales And Use Tax	-	-	-	-	-	-	35,000	-	35,000
Total Revenue		-	-	-	-	-	-	\$35,000	-	\$35,000
Expense										
8202	Construction	-	-	-	-	-	-	31,500	-	31,500
8232	Project Management	-	-	-	-	-	-	3,500	-	3,500
Total Expense		-	-	-	-	-	-	\$35,000	-	\$35,000
Net Total		-	-	-	-	-	-	-	-	-



Rodarte Window and Exterior Door Replacement

Project Number:	14064	Budget Year:	2018
Division:	Facilities Management	Council Priority:	Infrastructure & Growth- Public Facilities & Equip
Project Type:	Building Maintenance	Regions:	1- 16 St North/35 Ave East
Fund:	Food Tax	Location:	Rodarte Center 920 A Street
Project Manager:	Dale Blehm	Budget Unit #:	Unassigned
Project Status:	Funded		

Description:

At the Rodarte Building replace and repair windows and exterior doors.

Discussion of Progress:

No additional information

Justification:

Due to age and loss insulating value the exterior doors need to be replaced and all windows need to be weather proofed.

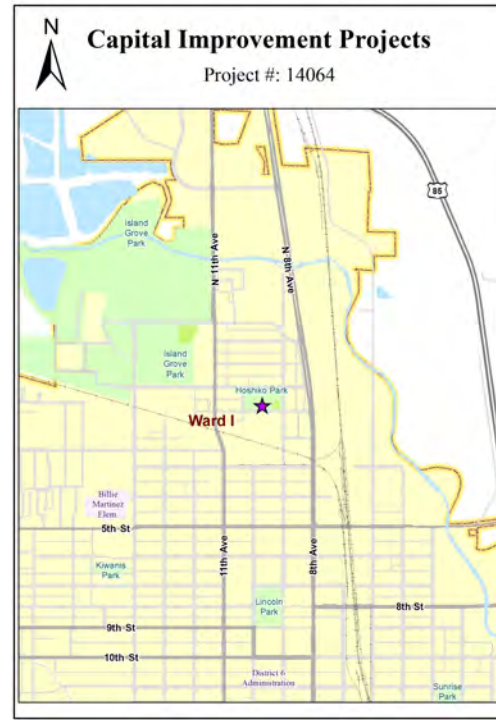
Revenue Detail:

Food Tax Revenue

Impact on Operating Budget:

None

GL Account	Description	Previous 3 Years	2016 Actual	2017 Revised Budget	2018	2019	2020	2021	2022	Grand Total
Revenue										
6106	Operating Transfer From Sales And Use Tax	-	-	-	-	-	-	58,644	-	58,644
Total Revenue		-	-	-	-	-	-	\$58,644	-	\$58,644
Expense										
8202	Construction	-	-	-	-	-	-	52,780	-	52,780
8232	Project Management	-	-	-	-	-	-	5,864	-	5,864
Total Expense		-	-	-	-	-	-	\$58,644	-	\$58,644
Net Total		-	-	-	-	-	-	-	-	-



Rodarte Wall Repair and Interior Door Replacement

Project Number:	14067	Budget Year:	2018
Division:	Facilities Management	Council Priority:	Infrastructure & Growth- Public Facilities & Equip
Project Type:	Building Maintenance	Regions:	1- 16 St North/35 Ave East
Fund:	Food Tax	Location:	Rodarte Center 920 A Street
Project Manager:	Dale Blehm	Budget Unit #:	Unassigned
Project Status:	Funded		

Description:

Repair and replace damaged interior doors and repair interior walls including paint.

Discussion of Progress:

No additional information

Justification:

Replace interior doors that are in need of repair/ replacement. Needed repair on interior walls and paint, found during the 2012 building audits.

Revenue Detail:

Food Tax Revenue

Impact on Operating Budget:

None

GL Account	Description	Previous 3 Years	2016 Actual	2017 Revised Budget	2018	2019	2020	2021	2022	Grand Total
Revenue										
6106	Operating Transfer From Sales And Use Tax	-	-	-	-	-	-	40,925	-	40,925
Total Revenue		-	-	-	-	-	-	\$40,925	-	\$40,925
Expense										
8202	Construction	-	-	-	-	-	-	36,832	-	36,832
8232	Project Management	-	-	-	-	-	-	4,093	-	4,093
Total Expense		-	-	-	-	-	-	\$40,925	-	\$40,925
Net Total		-	-	-	-	-	-	-	-	-



Electrical Upgrade - Retrofit Parking Lot Lighting to LED at Funplex

Project Number:	14102	Budget Year:	2018
Division:	Facilities Management	Council Priority:	Infrastructure & Growth- Public Facilities & Equip
Project Type:	Building Maintenance	Regions:	1- 16 St North/35 Ave East
Fund:	Food Tax	Location:	Senior Center 1010 6th Street
Project Manager:	Dale Blehm	Budget Unit #:	Unassigned
Project Status:	Funded		

Description:

Parking lot lighting at the Funplex be retrofitted to LEDs In 2012, the City Standard Fixture has now moved to LED for energy saving.

Discussion of Progress:

No additional information

Justification:

This building parking lot lighting was identified during the 2012 building audit as a building energy savings need. Energy audits assist in identifying future energy cost savings projects due to the raising energy costs. The energy saving target should be 10% to 20% on energy costs and 60% on maintenance costs.

Revenue Detail:

Food Tax Revenue

Impact on Operating Budget:

None

GL Account	Description	Previous 3 Years	2016 Actual	2017 Revised Budget	2018	2019	2020	2021	2022	Grand Total
Revenue										
6106	Operating Transfer From Sales And Use Tax	-	-	-	-	-	-	95,000	-	95,000
Total Revenue		-	-	-	-	-	-	\$95,000	-	\$95,000
Expense										
8202	Construction	-	-	-	-	-	-	85,400	-	85,400
8214	Legal Publications	-	-	-	-	-	-	100	-	100
8232	Project Management	-	-	-	-	-	-	9,500	-	9,500
Total Expense		-	-	-	-	-	-	\$95,000	-	\$95,000
Net Total		-	-	-	-	-	-	-	-	-



UCCC Dock Leveling Plate and Level Loading Dock Area

Project Number:	304.1537	Budget Year:	2018
Division:	Parks-Culture, Parks & Recreation	Council Priority:	Infrastructure & Growth- Public Facilities & Equip
Project Type:	Building Maintenance	Regions:	1- 16 St North/35 Ave East
Fund:	Food Tax	Location:	Union Colony Civic Center 701 10th Avenue
Project Manager:	Andy McRoberts	Budget Unit #:	Unassigned
Project Status:	Funded		

Description:

Dock leveling plate and level loading dock area

Discussion of Progress:

No additional information

Justification:

This 27 year old (1988) system no longer operates as designed. Although it is structurally sound, the hydraulics and mechanics do not function properly. This system supports ALL theatrical load-ins to the UCCC back dock.

Revenue Detail:

Food Tax Revenue

Impact on Operating Budget:

None

GL Account	Description	Previous 3 Years	2016 Actual	2017 Revised Budget	2018	2019	2020	2021	2022	Grand Total
Revenue										
6106	Operating Transfer From Sales And Use Tax	-	-	-	-	-	-	135,187	-	135,187
Total Revenue		-	-	-	-	-	-	\$135,187	-	\$135,187
Expense										
8202	Construction	-	-	-	-	-	-	121,568	-	121,568
8214	Legal Publications	-	-	-	-	-	-	100	-	100
8232	Project Management	-	-	-	-	-	-	13,519	-	13,519
Total Expense		-	-	-	-	-	-	\$135,187	-	\$135,187
Net Total		-	-	-	-	-	-	-	-	-



Elevator Upgrade - Replacement Elevator Controller at FunPlex

Project Number:	14096	Budget Year:	2018
Division:	Facilities Management	Council Priority:	Infrastructure & Growth- Public Facilities & Equip
Project Type:	Building Maintenance	Regions:	3- 10 St South/23 Ave West
Fund:	Food Tax	Location:	Funplex 1501 65th Avenue
Project Manager:	Dale Blehm	Budget Unit #:	Unassigned
Project Status:	Funded		

Description:

Replace the elevator controller at the Funplex. This elevator controller has gone down several times over the last couple years making it difficult for users to access the second floor at the Funplex by the stairs only.

Discussion of Progress:

No additional information

Justification:

Our service agreement provider has been able to maintain the first couple levels of repairs. Because the existing controllers are proprietary, we are having to go through the manufacturer for the third level troubleshooting software for the repairs, that only they can do at an approximate cost of \$700/hour. When the controllers need repairs, the elevator can be down a couple of days. This new controller will allow us to utilize a non-proprietary contractor at a lower rate and reduced downtime.

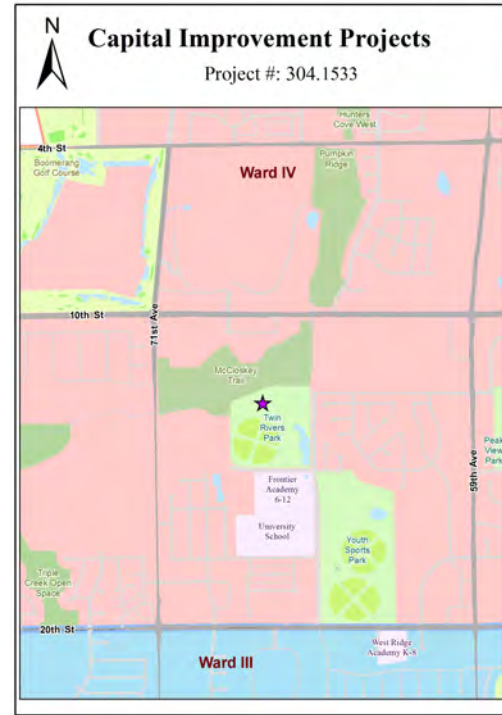
Revenue Detail:

No additional information

Impact on Operating Budget:

None

GL Account	Description	Previous 3 Years	2016 Actual	2017 Revised Budget	2018	2019	2020	2021	2022	Grand Total
Revenue										
6106	Operating Transfer From Sales And Use Tax	-	-	-	-	-	-	-	65,000	65,000
Total Revenue		-	-	-	-	-	-	-	\$65,000	\$65,000
Expense										
8202	Construction	-	-	-	-	-	-	-	58,500	58,500
8232	Project Management	-	-	-	-	-	-	-	6,500	6,500
Total Expense		-	-	-	-	-	-	-	\$65,000	\$65,000
Net Total		-	-	-	-	-	-	-	-	-



Emergency Overhead Door Controllers Repair/Replacement for First Responders

Project Number:	14056	Budget Year:	2018
Division:	Facilities Management	Council Priority:	Infrastructure & Growth- Public Facilities & Equip
Project Type:	Building Maintenance	Regions:	0 - Multiple Wards
Fund:	Food Tax	Location:	Various Locations
Project Manager:	Terry Griebe	Budget Unit #:	Unassigned
Project Status:	Funded		

Description:

Replace aged components to insure the proper operation of the emergency overhead doors. The City has 124 emergency doors that need to be maintained. Current needs include replacing aged components such as spring, bearing, rollers, weather stripping, upgrade photo eyes and replace operators on doors at various locations thru out the city. Emergency services include Fire, Transit, Police, Streets, Traffic, and Equipment Maintenance.

Discussion of Progress:

No additional information

Justification:

These components are only rated for a specific number of cycles per hour and have exceeded that in many buildings. The springs are rated for 50,000 cycles. The life cycle is 10 years, and the industry standard is that after 10 years the controller should be replaced.

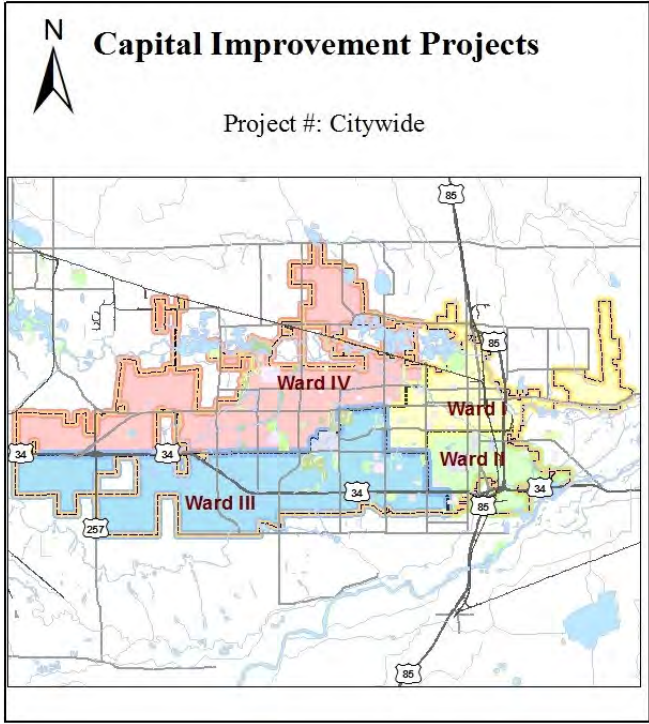
Revenue Detail:

No additional information

Impact on Operating Budget:

None

GL Account	Description	Previous 3 Years	2016 Actual	2017 Revised Budget	2018	2019	2020	2021	2022	Grand Total
Revenue										
6106	Operating Transfer From Sales And Use Tax	-	-	-	-	-	-	-	41,606	41,606
Total Revenue		-	-	-	-	-	-	-	\$41,606	\$41,606
Expense										
8202	Construction	-	-	-	-	-	-	-	37,445	37,445
8232	Project Management	-	-	-	-	-	-	-	4,161	4,161
Total Expense		-	-	-	-	-	-	-	\$41,606	\$41,606
Net Total		-	-	-	-	-	-	-	-	-



Highland Hills - Electrical Repairs

Project Number:	14068	Budget Year:	2018
Division:	Facilities Management	Council Priority:	Infrastructure & Growth- Public Facilities & Equip
Project Type:	Building Maintenance	Regions:	3- 10 St South/23 Ave West
Fund:	Food Tax	Location:	Highland Hills Golf Course 2200 Clubhouse Drive
Project Manager:	Dale Blehm	Budget Unit #:	Unassigned
Project Status:	Funded		

Description:

Repair and upgrade the electrical system at the Highland Hills Clubhouse.

Discussion of Progress:

No additional information

Justification:

The Clubhouse is about 40 years old. Repair and replace the electrical system to provide reduced maintenance costs and safe operation.

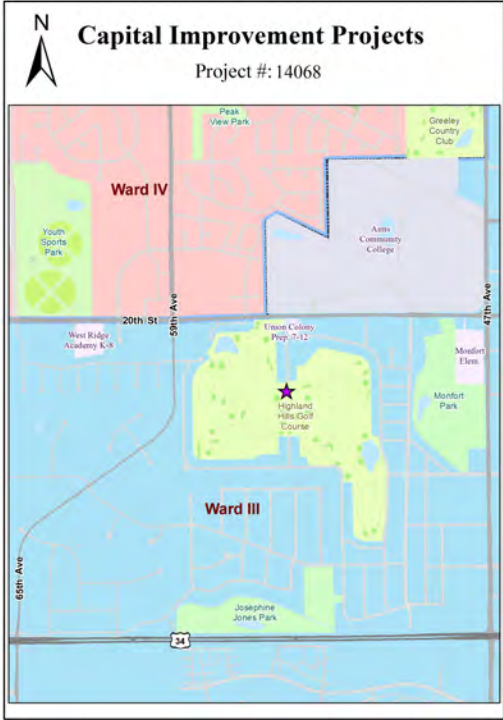
Revenue Detail:

No additional information

Impact on Operating Budget:

None

GL Account	Description	Previous 3 Years	2016 Actual	2017 Revised Budget	2018	2019	2020	2021	2022	Grand Total
Revenue										
6106	Operating Transfer From Sales And Use Tax	-	-	-	-	-	-	-	85,000	85,000
Total Revenue		-	-	-	-	-	-	-	\$85,000	\$85,000
Expense										
8202	Construction	-	-	-	-	-	-	-	76,400	76,400
8214	Legal Publications	-	-	-	-	-	-	-	100	100
8232	Project Management	-	-	-	-	-	-	-	8,500	8,500
Total Expense		-	-	-	-	-	-	-	\$85,000	\$85,000
Net Total		-	-	-	-	-	-	-	-	-



Highland Hills - Floor Replacement

Project Number:	14069	Budget Year:	2018
Division:	Facilities Management	Council Priority:	Infrastructure & Growth- Public Facilities & Equip
Project Type:	Building Maintenance	Regions:	3- 10 St South/23 Ave West
Fund:	Food Tax	Location:	Highland Hills Golf Course 2200 Clubhouse Drive
Project Manager:	Dale Blehm	Budget Unit #:	Unassigned
Project Status:	Funded		

Description:

The flooring in the Highland Hills Pro Shop kitchen and restrooms needs to be replaced.

Discussion of Progress:

No additional information

Justification:

The flooring is 15-18 years old and is close to the end of its useful life.

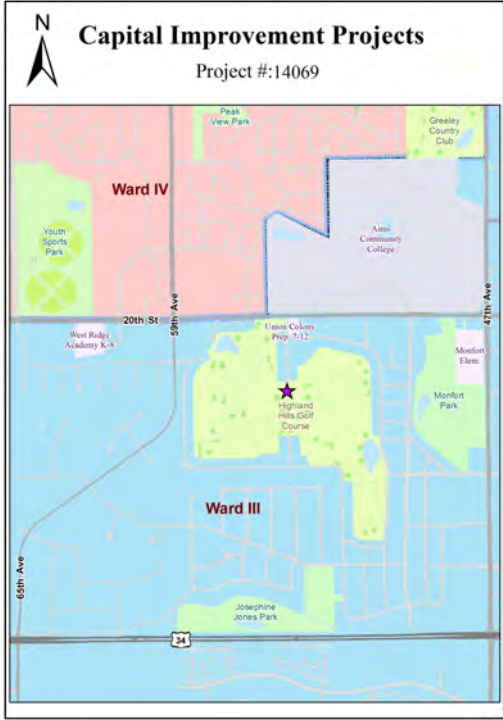
Revenue Detail:

No additional information

Impact on Operating Budget:

None

GL Account	Description	Previous 3 Years	2016 Actual	2017 Revised Budget	2018	2019	2020	2021	2022	Grand Total
Revenue										
6106	Operating Transfer From Sales And Use Tax	-	-	-	-	-	-	-	33,366	33,366
Total Revenue		-	-	-	-	-	-	-	\$33,366	\$33,366
Expense										
8202	Construction	-	-	-	-	-	-	-	30,029	30,029
8232	Project Management	-	-	-	-	-	-	-	3,337	3,337
Total Expense		-	-	-	-	-	-	-	\$33,366	\$33,366
Net Total		-	-	-	-	-	-	-	-	-



Highland Hills - Roof Replacement

Project Number:	14070	Budget Year:	2018
Division:	Facilities Management	Council Priority:	Infrastructure & Growth- Public Facilities & Equip
Project Type:	Building Maintenance	Regions:	3- 10 St South/23 Ave West
Fund:	Food Tax	Location:	Highland Hills Golf Course 2200 Clubhouse Drive
Project Manager:	Terry Griebe	Budget Unit #:	Unassigned
Project Status:	Funded		

Description:

The 4,000 square foot roof at Highland Hills Golf Course Clubhouse is in need of replacement. This roof was last replaced in 2001 and has reached its life expectancy.

Discussion of Progress:

No additional information

Justification:

This roof is currently leaking and has exceeded the 12 life expectancy of a rubber roof.

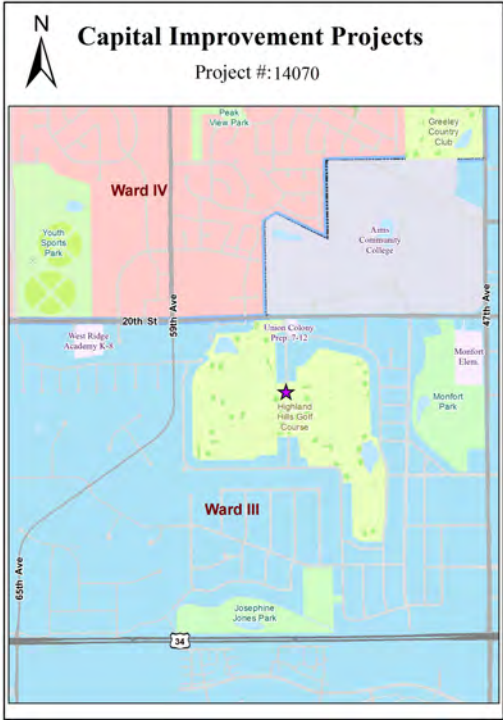
Revenue Detail:

No additional information

Impact on Operating Budget:

None

GL Account	Description	Previous 3 Years	2016 Actual	2017 Revised Budget	2018	2019	2020	2021	2022	Grand Total
Revenue										
6106	Operating Transfer From Sales And Use Tax	-	-	-	-	-	-	-	15,238	15,238
Total Revenue		-	-	-	-	-	-	-	\$15,238	\$15,238
Expense										
8202	Construction	-	-	-	-	-	-	-	13,714	13,714
8232	Project Management	-	-	-	-	-	-	-	1,524	1,524
Total Expense		-	-	-	-	-	-	-	\$15,238	\$15,238
Net Total		-	-	-	-	-	-	-	-	-



IG Curbing/Sidewalk Replacement

Project Number:	304.1606	Budget Year:	2018
Division:	Parks-Culture, Parks & Recreation	Council Priority:	Infrastructure & Growth- Public Facilities & Equip
Project Type:	Building Maintenance	Regions:	1- 16 St North/35 Ave East
Fund:	Food Tax	Location:	Island Grove
Project Manager:	Tom Welch	Budget Unit #:	Unassigned
Project Status:	Funded		

Description:

Replacement perimeter concrete curbing and sidewalk sections within Island Grove Regional Park.

Discussion of Progress:

No additional information

Justification:

Annual allotment is needed to replace damaged curb sections from winter plowing and trade show traffic.

Revenue Detail:

No additional information

Impact on Operating Budget:

None

GL Account	Description	Previous 3 Years	2016 Actual	2017 Revised Budget	2018	2019	2020	2021	2022	Grand Total
Revenue										
6106	Operating Transfer From Sales And Use Tax	-	-	-	-	-	-	-	60,769	60,769
Total Revenue		-	-	-	-	-	-	-	\$60,769	\$60,769
Expense										
8202	Construction	-	-	-	-	-	-	-	54,692	54,692
8232	Project Management	-	-	-	-	-	-	-	6,077	6,077
Total Expense		-	-	-	-	-	-	-	\$60,769	\$60,769
Net Total		-	-	-	-	-	-	-	-	-



IG Event Center Carpet Replacement

Project Number:	304.1605	Budget Year:	2018
Division:	Parks-Culture, Parks & Recreation	Council Priority:	Infrastructure & Growth- Public Facilities & Equip
Project Type:	Building Maintenance	Regions:	1- 16 St North/35 Ave East
Fund:	Food Tax	Location:	Island Grove
Project Manager:	Tom Welch	Budget Unit #:	Unassigned
Project Status:	Funded		

Description:

Replace the public carpeted areas - hallways and classrooms - in the IGRP Event Center

Discussion of Progress:

No additional information

Justification:

Original install from 2001. Carpet was replaced in 2010 but high traffic results faster wear/tear. 10 yr. life span in major community facility (aesthetics).

Revenue Detail:

No additional information

Impact on Operating Budget:

None

GL Account	Description	Previous 3 Years	2016 Actual	2017 Revised Budget	2018	2019	2020	2021	2022	Grand Total
Revenue										
6106	Operating Transfer From Sales And Use Tax	-	-	-	-	-	-	-	77,250	77,250
Total Revenue		-	-	-	-	-	-	-	\$77,250	\$77,250
Expense										
8202	Construction	-	-	-	-	-	-	-	69,425	69,425
8214	Legal Publications	-	-	-	-	-	-	-	100	100
8232	Project Management	-	-	-	-	-	-	-	7,725	7,725
Total Expense		-	-	-	-	-	-	-	\$77,250	\$77,250
Net Total		-	-	-	-	-	-	-	-	-



IG RV hook-ups to 50amp

Project Number:	304.1607	Budget Year:	2018
Division:	Parks-Culture, Parks & Recreation	Council Priority:	Infrastructure & Growth- Public Facilities & Equip
Project Type:	Building Maintenance	Regions:	1- 16 St North/35 Ave East
Fund:	Food Tax	Location:	Island Grove
Project Manager:	Tom Welch	Budget Unit #:	Unassigned
Project Status:	Funded		

Description:

Upgrade of electrical service for Island Grove Regional Park RV hook-ups to 50amp service.

Discussion of Progress:

No additional information

Justification:

Current service is at 30 amps in areas north of livestock barn. Majority of newer RV's need 50 amp service.

Revenue Detail:

No additional information

Impact on Operating Budget:

None

GL Account	Description	Previous 3 Years	2016 Actual	2017 Revised Budget	2018	2019	2020	2021	2022	Grand Total
Revenue										
6106	Operating Transfer From Sales And Use Tax	-	-	-	-	-	-	-	155,529	155,529
Total Revenue		-	-	-	-	-	-	-	\$155,529	\$155,529
Expense										
8202	Construction	-	-	-	-	-	-	-	139,876	139,876
8214	Legal Publications	-	-	-	-	-	-	-	100	100
8232	Project Management	-	-	-	-	-	-	-	15,553	15,553
Total Expense		-	-	-	-	-	-	-	\$155,529	\$155,529
Net Total		-	-	-	-	-	-	-	-	-



UCCC House Light Conversion to LED

Project Number:	304.1614	Budget Year:	2018
Division:	Parks-Culture, Parks & Recreation	Council Priority:	Infrastructure & Growth- Public Facilities & Equip
Project Type:	Building Maintenance	Regions:	1- 16 St North/35 Ave East
Fund:	Food Tax	Location:	Union Colony Civic Center 701 10th Avenue
Project Manager:	Neal Johnson	Budget Unit #:	Unassigned
Project Status:	Funded		

Description:

Replace existing incandescent lamps with new LED lamps above the audience in both theaters. This project would reduce electrical use, reduce heat load in the rooms, reduce labor to replace lamps that last only 200 hours.

Discussion of Progress:

No additional information

Justification:

Converting houselights from incandecent would reduce labor to replace lamps that currently last only 200 hours, replacements are estimated to last 50,000 hours. LED's use substantially less electricity, the current usage is 24,000 watts and a typical reduction is 10 fold so we expect to reduce to 2,400 watts consumption. In addition LED's generate less heat for the light they produce, further reducing the energy needed to cool the large performance spaces.

Revenue Detail:

No additional information

Impact on Operating Budget:

None

GL Account	Description	Previous 3 Years	2016 Actual	2017 Revised Budget	2018	2019	2020	2021	2022	Grand Total
Revenue										
6106	Operating Transfer From Sales And Use Tax	-	-	-	-	-	-	-	321,000	321,000
Total Revenue		-	-	-	-	-	-	-	\$321,000	\$321,000
Expense										
8202	Construction	-	-	-	-	-	-	-	288,800	288,800
8214	Legal Publications	-	-	-	-	-	-	-	100	100
8232	Project Management	-	-	-	-	-	-	-	32,100	32,100
Total Expense		-	-	-	-	-	-	-	\$321,000	\$321,000
Net Total		-	-	-	-	-	-	-	-	-



UCCC Line Set Replacements

Project Number:	304.1613	Budget Year:	2018
Division:	Parks-Culture, Parks & Recreation	Council Priority:	Infrastructure & Growth- Public Facilities & Equip
Project Type:	Building Maintenance	Regions:	1- 16 St North/35 Ave East
Fund:	Food Tax	Location:	Union Colony Civic Center 701 10th Avenue
Project Manager:	Neal Johnson	Budget Unit #:	Unassigned
Project Status:	Funded		

Description:

Replacing line sets with motors reduces the risk exposure of sending staff up ladders to 60' in the air to handle steel weights to offset the hanging equipment on battens. Motors take over the lifting and thus reduce the labor expenses and risk. Modern motorized systems are also setup with sensors to detect if there are obstacles like people or objects being hit by the flown equipment so they tend to cause fewer accidents when in use during performances.

Discussion of Progress:

No additional information

Justification:

This project would motorize nine of the heaviest line sets in Monfort Concert Hall and provide for motorized line set in Hensel Phelps Theatre as well. The benefit of motorized line sets is the complete elimination of labor to climb 65 feet to counterweight lines when changes are made to the line. Building electrical capacities need to be considered, but, power draw of these motors is relatively low.


Revenue Detail:

No additional information

Impact on Operating Budget:

None

GL Account	Description	Previous 3 Years	2016 Actual	2017 Revised Budget	2018	2019	2020	2021	2022	Grand Total
Revenue										
6106	Operating Transfer From Sales And Use Tax	-	-	-	-	-	-	-	500,000	500,000
Total Revenue		-	-	-	-	-	-	-	500,000	500,000
Expense										
8202	Construction	-	-	-	-	-	-	-	449,900	449,900
8214	Legal Publications	-	-	-	-	-	-	-	100	100
8232	Project Management	-	-	-	-	-	-	-	50,000	50,000
Total Expense		-	-	-	-	-	-	-	500,000	500,000
Net Total		-	-	-	-	-	-	-	-	-



UCCC Exterior Window Replacement

Project Number:	304.1502	Budget Year:	2018
Division:	Facilities Management	Council Priority:	Infrastructure & Growth- Public Facilities & Equip
Project Type:	Building Maintenance	Regions:	1- 16 St North/35 Ave East
Fund:	Food Tax	Location:	Union Colony Civic Center 701 10th Avenue
Project Manager:	Dale Blehm	Budget Unit #:	Unassigned
Project Status:	Funded		

Description:

Replace all store front windows on the east side of the building. These windows are the original windows and gaskets. During heavy rains and cleaning of windows, water leaks into the interior causing water to damage walls and carpet.

Discussion of Progress:

No additional information

Justification:

These windows are the original windows and gaskets that need to be replaced to prevent heavy rains and water from coming in and damaging the interior walls.

Revenue Detail:

Food Tax Revenue

Impact on Operating Budget:

None

GL Account	Description	Previous 3 Years	2016 Actual	2017 Revised Budget	2018	2019	2020	2021	2022	Grand Total
Revenue										
6106	Operating Transfer From Sales And Use Tax	-	-	-	-	-	-	-	187,099	187,099
Total Revenue		-	-	-	-	-	-	-	\$187,099	\$187,099
Expense										
8202	Construction	-	-	-	-	-	-	-	168,289	168,289
8214	Legal Publications	-	-	-	-	-	-	-	100	100
8232	Project Management	-	-	-	-	-	-	-	18,710	18,710
Total Expense		-	-	-	-	-	-	-	\$187,099	\$187,099
Net Total		-	-	-	-	-	-	-	-	-



UCCC Orchestra Shell Replace

Project Number:	304.1538	Budget Year:	2018
Division:	Parks-Culture, Parks & Recreation	Council Priority:	Infrastructure & Growth- Public Facilities & Equip
Project Type:	Building Maintenance	Regions:	1- 16 St North/35 Ave East
Fund:	Food Tax	Location:	Union Colony Civic Center 701 10th Avenue
Project Manager:	Andy McRoberts	Budget Unit #:	Unassigned
Project Status:	Funded		

Description:

Replace orchestra shell

Discussion of Progress:

No additional information

Justification:

The existing 27 year old orchestra shell is fiberglass and is beginning to show signs of wear and tear. Fiberglass is extremely difficult to repair so repairing broken parts and pieces is expensive in both time and materials. Newer orchestra shell products produce better results, utilizing more dense materials, store more compactly, and possibly a shortened wall solution could be implemented that would eliminate the need for the \$117,000 proposed project to enlarge the doors to the dock.

Revenue Detail:

Food Tax Revenue

Impact on Operating Budget:

None

GL Account	Description	Previous 3 Years	2016 Actual	2017 Revised Budget	2018	2019	2020	2021	2022	Grand Total
Revenue										
6106	Operating Transfer From Sales And Use Tax	-	-	-	-	-	-	-	250,000	250,000
Total Revenue		-	-	-	-	-	-	-	\$250,000	\$250,000
Expense										
8202	Construction	-	-	-	-	-	-	-	224,900	224,900
8214	Legal Publications	-	-	-	-	-	-	-	100	100
8232	Project Management	-	-	-	-	-	-	-	25,000	25,000
Total Expense		-	-	-	-	-	-	-	\$250,000	\$250,000
Net Total		-	-	-	-	-	-	-	-	-



Annual Island Grove Event Center HVAC Rooftops units

Project Number:	304.1746	Budget Year:	2018
Division:	Capital Improvements	Council Priority:	Infrastructure & Growth- Public Facilities & Equip
Project Type:	HVAC	Regions:	1- 16 St North/35 Ave East
Fund:	Food Tax	Location:	Island Grove Event Center
Project Manager:	Tom Welch	Budget Unit #:	3040006063537047
Project Status:	Funded		

Description:

Replacement of the nine Roof Top Units on the Event Center. 9 total - complete one per year (40,000 per year for 5 years; 20,000 reimbursed by Weld Co)

Discussion of Progress:

No additional information

Justification:

The units are past their expected useful life cycle timelines. We will replace two units per year. This project was highly recommended by Public Works Facility Maintenance team.

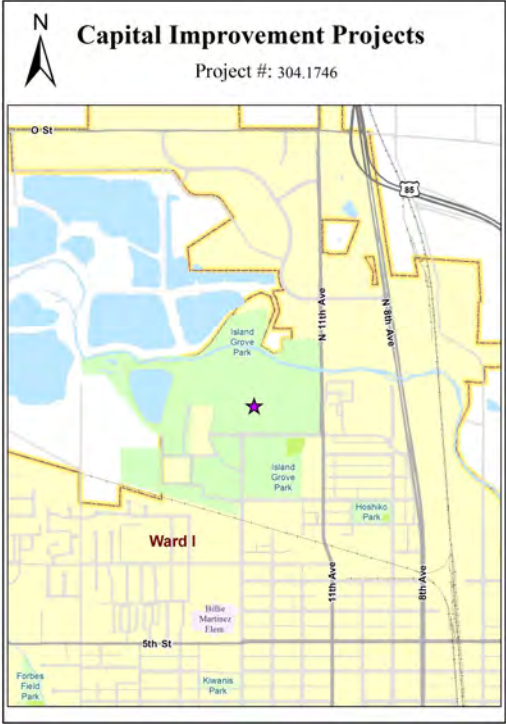
Revenue Detail:

No additional information

Impact on Operating Budget:

None

GL Account	Description	Previous 3 Years	2016 Actual	2017 Revised Budget	2018	2019	2020	2021	2022	Grand Total
Revenue										
4724	Expense Reimbursement	-	-	-	20,000	20,000	20,000	20,000	20,000	100,000
6106	Operating Transfer From Sales And Use Tax	-	-	-	20,000	20,000	20,000	20,000	20,000	100,000
Total Revenue		-	-	-	\$40,000	\$40,000	\$40,000	\$40,000	\$40,000	\$200,000
Expense										
8202	Construction	-	-	-	36,000	36,000	36,000	36,000	36,000	180,000
8232	Project Management	-	-	-	4,000	4,000	4,000	4,000	4,000	20,000
Total Expense		-	-	-	\$40,000	\$40,000	\$40,000	\$40,000	\$40,000	\$200,000
Net Total		-	-	-	-	-	-	-	-	-



HVAC - Repair/Replace Air Handler at Recreation Center

Project Number:	14126	Budget Year:	2018
Division:	Facilities Management	Council Priority:	Infrastructure & Growth- Public Facilities & Equip
Project Type:	HVAC	Regions:	1- 16 St North/35 Ave East
Fund:	Food Tax	Location:	Union Colony Civic Center 701 10th Avenue
Project Manager:	Troy Dart	Budget Unit #:	Unassigned
Project Status:	Funded		

Description:

This project will repair/replace or refurbish on the main HVAC air handler units These units are used to heat and cool the entire building. Numerous repairs have been made over the years, and the frequency of those repairs has recently increased. This is the original equipment, and it has met its life expectancy of 25 years.

Discussion of Progress:

No additional information

Justification:

During the Facility Deficiency Audit in 2012, the main HVAC air handler units (AHU) were identified as needing to be repaired/replaced or refurbished. This equipment is original to the building. The last A/C compressor repair was done with a cost of \$8,000. These units have a service life of 25 years.

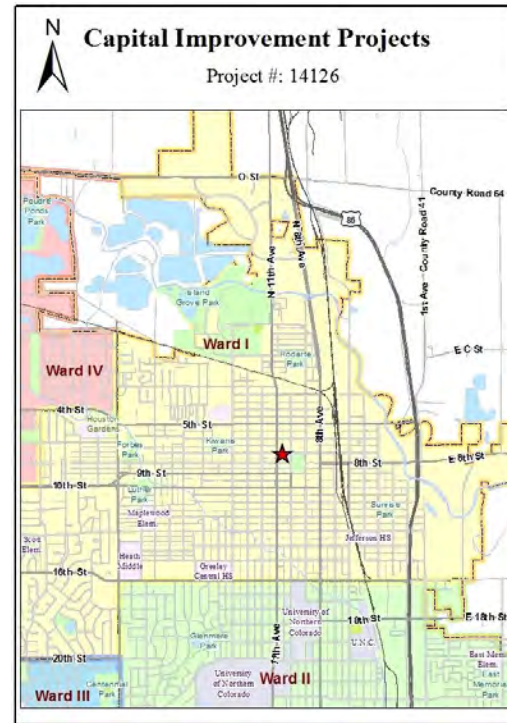
Revenue Detail:

Food Tax Revenue

Impact on Operating Budget:

None

GL Account	Description	Previous 3 Years	2016 Actual	2017 Revised Budget	2018	2019	2020	2021	2022	Grand Total
Revenue										
6106	Operating Transfer From Sales And Use Tax	-	-	-	259,023	-	-	-	-	259,023
Total Revenue		-	-	-	\$259,023	-	-	-	-	\$259,023
Expense										
8202	Construction	-	-	-	233,021	-	-	-	-	233,021
8214	Legal Publications	-	-	-	100	-	-	-	-	100
8232	Project Management	-	-	-	25,902	-	-	-	-	25,902
Total Expense		-	-	-	\$259,023	-	-	-	-	\$259,023
Net Total		-	-	-	-	-	-	-	-	-



HVAC - Ice Haus

Project Number:	14080	Budget Year:	2018
Division:	Facilities Management	Council Priority:	Infrastructure & Growth- Public Facilities & Equip
Project Type:	HVAC	Regions:	1- 16 St North/35 Ave East
Fund:	Food Tax	Location:	Ice Haus 900 8th Avenue
Project Manager:	Troy Dart	Budget Unit #:	Unassigned
Project Status:	Funded		

Description:

Replace the roof top unit for the rink floor.

Discussion of Progress:

No additional information

Justification:

Due to the type of HVAC Ice equipment that was installed in 2005, the equipment runs 24/7 which results in the life expectancy being only 10-15 years.

Revenue Detail:

Food Tax Revenue

Impact on Operating Budget:

None

GL Account	Description	Previous 3 Years	2016 Actual	2017 Revised Budget	2018	2019	2020	2021	2022	Grand Total
Revenue										
6106	Operating Transfer From Sales And Use Tax	-	-	-	196,760	-	-	-	-	196,760
Total Revenue		-	-	-	\$196,760	-	-	-	-	\$196,760
Expense										
8202	Construction	-	-	-	176,984	-	-	-	-	176,984
8214	Legal Publications	-	-	-	100	-	-	-	-	100
8232	Project Management	-	-	-	19,676	-	-	-	-	19,676
Total Expense		-	-	-	\$196,760	-	-	-	-	\$196,760
Net Total		-	-	-	-	-	-	-	-	-



HVAC - Heating & Cooling Variable Air Volume Boxes at UCCC

Project Number:	14132	Budget Year:	2018
Division:	Facilities Management	Council Priority:	Infrastructure & Growth- Public Facilities & Equip
Project Type:	HVAC	Regions:	1- 16 St North/35 Ave East
Fund:	Food Tax	Location:	Union Colony Civic Center 701 10th Avenue
Project Manager:	Troy Dart	Budget Unit #:	Unassigned
Project Status:	Funded		

Description:

This project will repair/replace the heating/cooling variable air volume (VAV) boxes throughout the entire UCCC facility. These VAV boxes are used for the distribution of the heat and air conditioning throughout the facility. Their life expectancy is 20 years. Numerous repairs have been made over the years, and 7 of the 39 boxes have already been replaced. This project will replace the remaining 32.

Discussion of Progress:

No additional information

Justification:

During the Facility Deficiency Audit in 2012, the heating/cooling variable air volume (VAV) boxes throughout the entire UCCC facility were identified as needing to be replaced. This equipment is original to the building. These units have a service life of 20 years. These VAV boxes are used throughout the year to heat and cool the building regardless of the performance schedule.

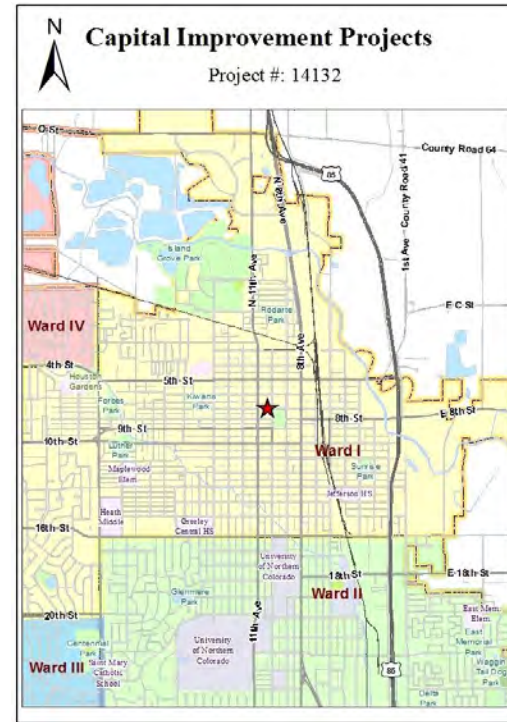
Revenue Detail:

Food Tax Revenue

Impact on Operating Budget:

None

GL Account	Description	Previous 3 Years	2016 Actual	2017 Revised Budget	2018	2019	2020	2021	2022	Grand Total
Revenue										
6106	Operating Transfer From Sales And Use Tax	-	-	-	40,740	-	-	-	-	40,740
Total Revenue		-	-	-	\$40,740	-	-	-	-	\$40,740
Expense										
8202	Construction	-	-	-	36,666	-	-	-	-	36,666
8232	Project Management	-	-	-	4,074	-	-	-	-	4,074
Total Expense		-	-	-	\$40,740	-	-	-	-	\$40,740
Net Total		-	-	-	-	-	-	-	-	-



HVAC Repair/Replacement-Recreation Center Variable Air Volume Boxes

Project Number:	314	Budget Year:	2018
Division:	Facilities Management	Council Priority:	Infrastructure & Growth- Public Facilities & Equip
Project Type:	HVAC	Regions:	1- 16 St North/35 Ave East
Fund:	Food Tax	Location:	Recreation Center 651 10th Avenue
Project Manager:	Dale Blehm	Budget Unit #:	Unassigned
Project Status:	Funded		

Description:

VAV (variable air volume) boxes at the Recreation Center are becoming outdated, and the repair costs to maintain are more than the cost to replace the unit. Control of the system's fan capacity is critical in VAV systems. Without proper and rapid flow rate control, the system's ductwork, or its sealing, can easily be damaged by over-pressurization. As the temperature in the space is satisfied, a VAV box closes the limit of the flow of air into the space. As the temperature changes in the space, the box opens to bring the temperature back to the desired level. The fan maintains a constant static pressure in the discharge duct regardless of the position of the VAV box. Therefore, as the boxes close, the fan slows down or restricts the amount of air going into the supply duct. As the boxes open, the fan speeds up and allows more air flow into the duct, maintaining a constant static pressure.

The current VAV boxes do not supply heat. These were incorrectly designed for Colorado. These are original to the building when it was built in 1985. These new VAV boxes will allow Facilities to control individual rooms depending on the number of occupants.

Discussion of Progress:

No additional information

Justification:

Equipment in buildings are becoming outdated, and the repair costs to maintain are more than the cost to replace the unit. This must be done to help with energy savings costs and to reduce breakdown time and loss of revenues during breakdowns. All equipment has exceeded its life expectancy.

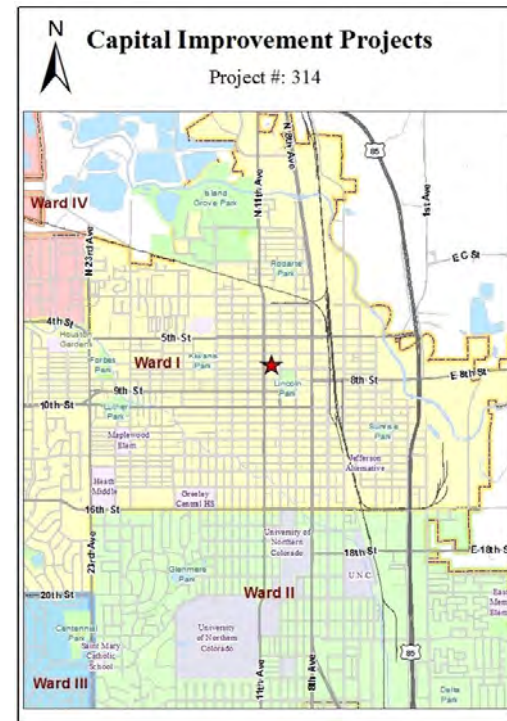
Revenue Detail:

Food Tax Revenue

Impact on Operating Budget:

None

GL Account	Description	Previous 3			2018	2019	2020	2021	2022	Grand Total
		Years	2016 Actual	2017 Revised Budget						
Revenue										
6106	Operating Transfer From Sales And Use Tax	-	-	-	-	462,585	-	-	-	462,585
Total Revenue		-	-	-	-	\$462,585	-	-	-	\$462,585
Expense										
8202	Construction	-	-	-	-	416,226	-	-	-	416,226
8214	Legal Publications	-	-	-	-	100	-	-	-	100
8232	Project Management	-	-	-	-	46,259	-	-	-	46,259
Total Expense		-	-	-	-	\$462,585	-	-	-	\$462,585
Net Total		-	-	-	-	-	-	-	-	-



HVAC - Recreation Center - 10 Air Handler Systems & 2 Cooling Towers

Project Number:	14053	Budget Year:	2018
Division:	Facilities Management	Council Priority:	Infrastructure & Growth- Public Facilities & Equip
Project Type:	HVAC	Regions:	1- 16 St North/35 Ave East
Fund:	Food Tax	Location:	Recreation Center 651 10th Avenue
Project Manager:	Troy Dart	Budget Unit #:	Unassigned
Project Status:	Funded		

Description:

Replace HVAC equipment at the Recreation Center. There are numerous pieces of HVAC equipment that service this facility including 6 smaller air handler systems for the dance studios and weight room, 4 larger air handlers for the rest of the facility, and 2 cooling towers for chilled water to the larger air handlers.

Discussion of Progress:

2019 Replacement Recreation Center 2 Cooling Towers
2019 Refurbish AHU # Recreation Center Main Gym Unit
2019 Replacement Funplex Pool Invent Unit # 1
2019 Replacement Rec/ Funplex Sewer Ejection Pumps (4)
2019 Planning 2020 HVAC Design

2020 Replacement Recreation Center 2 Domestic Water Heaters
2020 Replacement Funplex Pool Invent Unit # 2
2020 Replacement Recreation Center Hot Water Heating Pumps
2020 Refurbish Recreation Center Weight Room Makeup units (3)
2020 Replacement Recreation Center Chiller Unit for Weight Rm
2020 Ice Haus Replacement Trane AHU for Office Areas of Bldg.
2020 Funplex Replacement Pool Water Activity Pumps (8)
2020 Planning 2021 HVAC Design

Justification:

During the Facility Deficiency Audit in 2012, the HVAC equipment at the Recreation Center was identified in need of replacement. This equipment was original to the building that was constructed in 1985 with service of 25 years. It will have to be rebuilt on site because the units are internal to the building.

Revenue Detail:

Food Tax Revenue

Impact on Operating Budget:

None

GL Account	Description	Previous 3 Years	2016 Actual	2017 Revised Budget	2018	2019	2020	2021	2022	Grand Total
Revenue										
6106	Operating Transfer From Sales And Use Tax	-	-	-	-	535,000	535,000	795,522	-	1,865,522
Total Revenue		-	-	-	-	\$535,000	\$535,000	\$795,522	-	\$1,865,522
Expense										
8202	Construction	-	-	-	-	460,574	463,502	715,870	-	1,639,946
8214	Legal Publications	-	-	-	-	100	100	100	-	300
8232	Project Management	-	-	-	-	74,326	71,398	79,552	-	225,276
Total Expense		-	-	-	-	\$535,000	\$535,000	\$795,522	-	\$1,865,522
Net Total		-	-	-	-	-	-	-	-	-



HVAC - Infrared Heaters & Exhaust Fans for the Restrooms at UCCC

Project Number:	14125	Budget Year:	2018
Division:	Facilities Management	Council Priority:	Infrastructure & Growth- Public Facilities & Equip
Project Type:	HVAC	Regions:	1- 16 St North/35 Ave East
Fund:	Food Tax	Location:	Union Colony Civic Center 701 10th Avenue
Project Manager:	Troy Dart	Budget Unit #:	Unassigned
Project Status:	Funded		

Description:

This project will repair/replace infrared heaters & exhaust fans for the restrooms at the UCCC. The fans are used to pull dead air out of restrooms and replace with fresh air. Numerous repairs have been made over the years, and the frequency of repairs has recently increased. The exhaust fans are the original equipment and have met their life expectancy of 20 years. The infrared heaters were added in 2008 for the backstage additional heating during performance equipment offloading. These infrared heaters have a service life of 5 to 10 years.

Discussion of Progress:

No additional information

Justification:

During the Facility Deficiency Audit in 2012, the infrared heaters & exhaust fans for the restrooms at the UCCC were identified in need of replacement. This equipment was original to the building. The exhaust fans units have a service life of 20 years. Due to minimal use of the exhaust fans for performances, maintenance and cleaning, it has extended their life from 5 to 7 years. Infrared heaters are within their service life at this time and are having minor repairs issues.

Revenue Detail:

Food Tax Revenue

Impact on Operating Budget:

None

GL Account	Description	Previous 3 Years	2016 Actual	2017 Revised Budget	2018	2019	2020	2021	2022	Grand Total
Revenue										
6106	Operating Transfer From Sales And Use Tax	-	-	-	-	-	40,000	-	-	40,000
Total Revenue		-	-	-	-	-	\$40,000	-	-	\$40,000
Expense										
8202	Construction	-	-	-	-	-	36,000	-	-	36,000
8232	Project Management	-	-	-	-	-	4,000	-	-	4,000
Total Expense		-	-	-	-	-	\$40,000	-	-	\$40,000
Net Total		-	-	-	-	-	-	-	-	-



HVAC - HVAC at Centennial Village

Project Number:	315	Budget Year:	2018
Division:	Facilities Management	Council Priority:	Image- Quality of Life
Project Type:	HVAC	Regions:	1- 16 St North/35 Ave East
Fund:	Food Tax	Location:	Centennial Village 1475 A Street
Project Manager:	Dale Blehm	Budget Unit #:	Unassigned
Project Status:	Funded		

Description:

Install a new heating/ventilation/air conditioning (HVAC) system in the fire hall, print shop, vehicle storage building, and the German-Russian house. An upgrade to the HVAC system in the Hall House is also part of this project.

Discussion of Progress:

No additional information

Justification:

Currently, the buildings without HVAC get extremely hot in the summer, well over 100° at times, and very cold in the winter (sometimes freezing). Not only does this prevent our visitors from staying and enjoying these exhibit areas, but it is also extremely detrimental to the preservation of the museum’s irreplaceable artifacts (a 1921 LaFrance fire engine, Germans from Russia related artifacts, historic furniture and textiles, and firefighting and printmaking equipment). The Hall House’s system is antiquated; this space is our prime rental real estate and needs to be maintained if we are to continue to provide space for weddings and private events.

Revenue Detail:

No additional information

Impact on Operating Budget:

None

GL Account	Description	Previous 3 Years	2016 Actual	2017 Revised Budget	2018	2019	2020	2021	2022	Grand Total
Revenue										
6106	Operating Transfer From Sales And Use Tax	-	-	-	-	-	-	-	67,156	67,156
Total Revenue		-	-	-	-	-	-	-	\$67,156	\$67,156
Expense										
8202	Construction	-	-	-	-	-	-	-	60,440	60,440
8232	Project Management	-	-	-	-	-	-	-	6,716	6,716
Total Expense		-	-	-	-	-	-	-	\$67,156	\$67,156
Net Total		-	-	-	-	-	-	-	-	-



HVAC - Heating System Boiler and Pumps at UCCC

Project Number:	14131	Budget Year:	2018
Division:	Facilities Management	Council Priority:	Infrastructure & Growth- Public Facilities & Equip
Project Type:	HVAC	Regions:	1- 16 St North/35 Ave East
Fund:	Food Tax	Location:	Union Colony Civic Center 701 10th Avenue
Project Manager:	Troy Dart	Budget Unit #:	Unassigned
Project Status:	Funded		

Description:

This project will repair/replace the heating system boiler and pumps throughout the entire UCCC facility. This supplies the heat for the entire building. Numerous repairs have been made over the years, and the frequency of these repairs has recently increased. This is the original equipment and it has met its life expectancy of 20 years.

Discussion of Progress:

No additional information

Justification:

During the Facility Deficiency Audit in 2012, the heating system boiler and pumps throughout the entire UCCC facility were identified as needing to be replaced. This equipment is original to the building. These units have a service life of 20 years. This unit is heating regardless of the performance schedule.

Revenue Detail:

Food Tax Revenue

Impact on Operating Budget:

None

GL Account	Description	Previous 3 Years	2016 Actual	2017 Revised Budget	2018	2019	2020	2021	2022	Grand Total
Revenue										
6106	Operating Transfer From Sales And Use Tax	-	-	-	-	-	-	-	87,000	87,000
Total Revenue		-	-	-	-	-	-	-	\$87,000	\$87,000
Expense										
8202	Construction	-	-	-	-	-	-	-	78,200	78,200
8214	Legal Publications	-	-	-	-	-	-	-	100	100
8232	Project Management	-	-	-	-	-	-	-	8,700	8,700
Total Expense		-	-	-	-	-	-	-	\$87,000	\$87,000
Net Total		-	-	-	-	-	-	-	-	-



HVAC - Baseboard Heating System at UCCC Lobbies

Project Number:	14128	Budget Year:	2018
Division:	Facilities Management	Council Priority:	Infrastructure & Growth- Public Facilities & Equip
Project Type:	HVAC	Regions:	1- 16 St North/35 Ave East
Fund:	Food Tax	Location:	Union Colony Civic Center 701 10th Avenue
Project Manager:	Troy Dart	Budget Unit #:	Unassigned
Project Status:	Funded		

Description:

This project will repair/replace the baseboard heating system in the UCCC lobbies. This is used to heat the lobby area. Numerous repairs have been made over the years, and the frequency of these repairs has recently increased. This is the original equipment, and it has met its life expectancy of 25 years.

Discussion of Progress:

No additional information

Justification:

During the Facility Deficiency Audit in 2012, the baseboard heating system in the UCCC lobbies were identified as needing to be replaced. This equipment is original to the building. These units have a service life of 25 years but due to the minimal usage of units during only performance, it has extended the service life.

Revenue Detail:

Food Tax Revenue

Impact on Operating Budget:

None

GL Account	Description	Previous 3 Years	2016 Actual	2017 Revised Budget	2018	2019	2020	2021	2022	Grand Total
Revenue										
6106	Operating Transfer From Sales And Use Tax	-	-	-	-	-	-	-	135,000	135,000
Total Revenue		-	-	-	-	-	-	-	\$135,000	\$135,000
Expense										
8202	Construction	-	-	-	-	-	-	-	121,400	121,400
8214	Legal Publications	-	-	-	-	-	-	-	100	100
8232	Project Management	-	-	-	-	-	-	-	13,500	13,500
Total Expense		-	-	-	-	-	-	-	\$135,000	\$135,000
Net Total		-	-	-	-	-	-	-	-	-



Irrigation Redesign & Replacement - Westmoor Park

Project Number:	14017	Budget Year:	2018
Division:	Parks	Council Priority:	Image- Healthy Neighborhoods
Project Type:	Irrigation	Regions:	4 - 10 St North/23 Ave West
Fund:	Food Tax	Location:	Westmoor Park 39th Ave and 6th Street
Project Manager:	Sarah Boyd	Budget Unit #:	Unassigned
Project Status:	Funded		

Description:

Irrigation redesign and replacement at Westmoor Park.

Discussion of Progress:

No additional information

Justification:

Availability of replacement parts, multiple repairs and aging infrastructure have made the system inefficient. Maintenance and repair costs continue to rise annually.

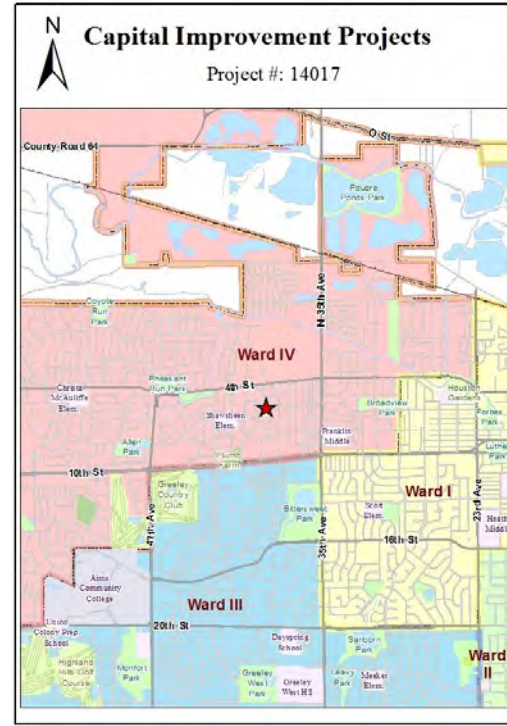
Revenue Detail:

Food Tax Revenue

Impact on Operating Budget:

None

GL Account	Description	Previous 3 Years	2016 Actual	2017 Revised Budget	2018	2019	2020	2021	2022	Grand Total
Revenue										
6106	Operating Transfer From Sales And Use Tax	-	-	-	102,275	-	-	-	-	102,275
Total Revenue		-	-	-	\$102,275	-	-	-	-	\$102,275
Expense										
8202	Construction	-	-	-	91,947	-	-	-	-	91,947
8214	Legal Publications	-	-	-	100	-	-	-	-	100
8232	Project Management	-	-	-	10,228	-	-	-	-	10,228
Total Expense		-	-	-	\$102,275	-	-	-	-	\$102,275
Net Total		-	-	-	-	-	-	-	-	-



Irrigation System Replacement - Sunrise Park

Project Number:	14124	Budget Year:	2018
Division:	Parks	Council Priority:	Image- Healthy Neighborhoods
Project Type:	Irrigation	Regions:	3- 10 St South/23 Ave West
Fund:	Food Tax	Location:	Sunrise Park 3rd Avenue and 11th Street
Project Manager:	Sarah Boyd	Budget Unit #:	Unassigned
Project Status:	Funded		

Description:

Irrigation redesign and replacement at Sunrise Park @ 325 12th Street

Discussion of Progress:

No additional information

Justification:

This irrigation system is over 30 years old. Availability of replacement parts and multiple repairs have made the system inefficient. Maintenance and repair costs continue to rise annually.

Revenue Detail:

Food Tax Revenue

Impact on Operating Budget:

None

GL Account	Description	Previous 3 Years	2016 Actual	2017 Revised Budget	2018	2019	2020	2021	2022	Grand Total
Revenue										
6106	Operating Transfer From Sales And Use Tax	-	-	-	136,470	-	-	-	-	136,470
Total Revenue		-	-	-	\$136,470	-	-	-	-	\$136,470
Expense										
8202	Construction	-	-	-	122,723	-	-	-	-	122,723
8214	Legal Publications	-	-	-	100	-	-	-	-	100
8232	Project Management	-	-	-	13,647	-	-	-	-	13,647
Total Expense		-	-	-	\$136,470	-	-	-	-	\$136,470
Net Total		-	-	-	-	-	-	-	-	-



Irrigation Redesign & Replacement - Bittersweet Park

Project Number:	14025	Budget Year:	2018
Division:	Parks	Council Priority:	Image- Healthy Neighborhoods
Project Type:	Irrigation	Regions:	3- 10 St South/23 Ave West
Fund:	Food Tax	Location:	Bittersweet Park 35th Avenue and 13th Street
Project Manager:	Sarah Boyd	Budget Unit #:	Unassigned
Project Status:	Funded		

Description:

Redesign and replacement of irrigation in Bittersweet Park

Discussion of Progress:

No additional information

Justification:

Replacement parts are no longer available. Multiple mainline breaks and retrofitted spray heads have further reduced watering efficiency. Additions to the park such as restrooms, playgrounds, veteran's memorial, fallen officer's memorial and new pathways have significantly impacted the efficiency of the system.

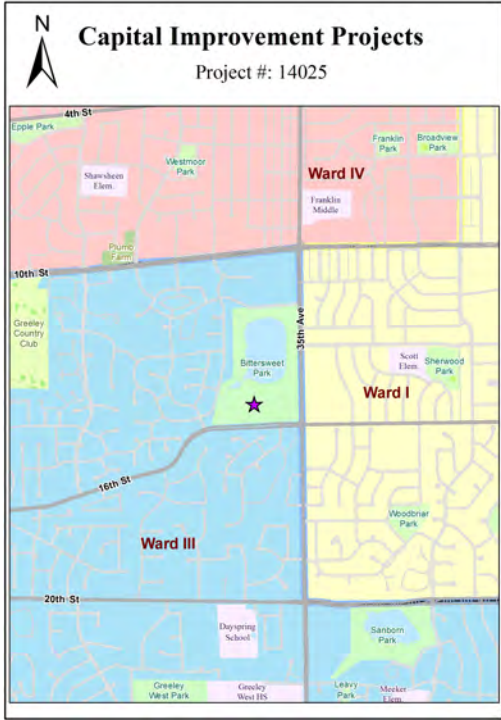
Revenue Detail:

Food Tax Revenue

Impact on Operating Budget:

None

GL Account	Description	Previous 3 Years	2016 Actual	2017 Revised Budget	2018	2019	2020	2021	2022	Grand Total
Revenue										
6106	Operating Transfer From Sales And Use Tax	-	-	-	-	1,559,394	-	-	-	1,559,394
Total Revenue		-	-	-	-	\$1,559,394	-	-	-	\$1,559,394
Expense										
8202	Construction	-	-	-	-	1,403,355	-	-	-	1,403,355
8214	Legal Publications	-	-	-	-	100	-	-	-	100
8232	Project Management	-	-	-	-	155,939	-	-	-	155,939
Total Expense		-	-	-	-	\$1,559,394	-	-	-	\$1,559,394
Net Total		-	-	-	-	-	-	-	-	-



Irrigation System Replacement - Centennial Park

Project Number:	304.1543	Budget Year:	2018
Division:	Parks-Culture, Parks & Recreation	Council Priority:	Infrastructure & Growth- Public Facilities & Equip
Project Type:	Irrigation	Regions:	3- 10 St South/23 Ave West
Fund:	Food Tax	Location:	Centennial Park 23rd Avenue and Reservoir Rd
Project Manager:	Andy McRoberts	Budget Unit #:	Unassigned
Project Status:	Funded		

Description:

Irrigation System Replacement

Discussion of Progress:

No additional information

Justification:

Irrigation system will reach the end of its programed useful life.

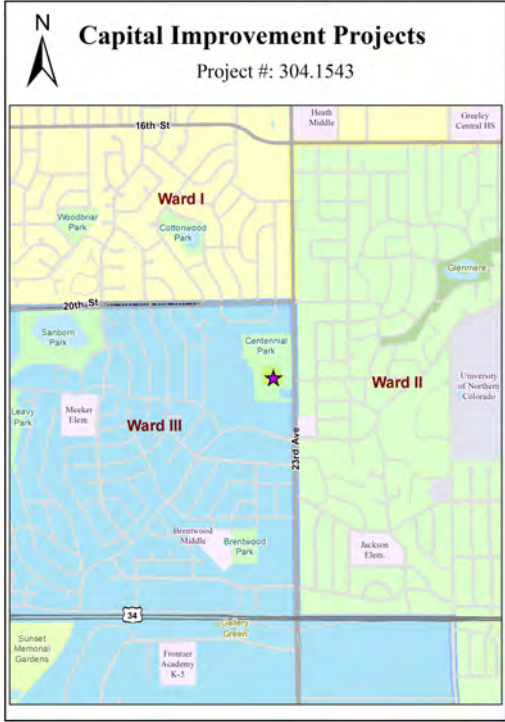
Revenue Detail:

Food Tax Revenue

Impact on Operating Budget:

None

GL Account	Description	Previous 3 Years	2016 Actual	2017 Revised Budget	2018	2019	2020	2021	2022	Grand Total
Revenue										
6106	Operating Transfer From Sales And Use Tax	-	-	-	-	-	327,467	-	-	327,467
Total Revenue		-	-	-	-	-	\$327,467	-	-	\$327,467
Expense										
8202	Construction	-	-	-	-	-	294,620	-	-	294,620
8214	Legal Publications	-	-	-	-	-	100	-	-	100
8232	Project Management	-	-	-	-	-	32,747	-	-	32,747
Total Expense		-	-	-	-	-	\$327,467	-	-	\$327,467
Net Total		-	-	-	-	-	-	-	-	-



Irrigation System Replacement - Youth Sports Complex

Project Number:	304.1522	Budget Year:	2018
Division:	Parks	Council Priority:	Infrastructure & Growth- Public Facilities & Equip
Project Type:	Irrigation	Regions:	0 - Multiple Wards
Fund:	Food Tax	Location:	Youth Sports Complex
Project Manager:	Andy McRoberts	Budget Unit #:	Unassigned
Project Status:	Funded		

Description:

Replace irrigation system for 22 acre athletic turf area

Discussion of Progress:

No additional information

Justification:

Irrigation system will reach the end of its programmed useful life.

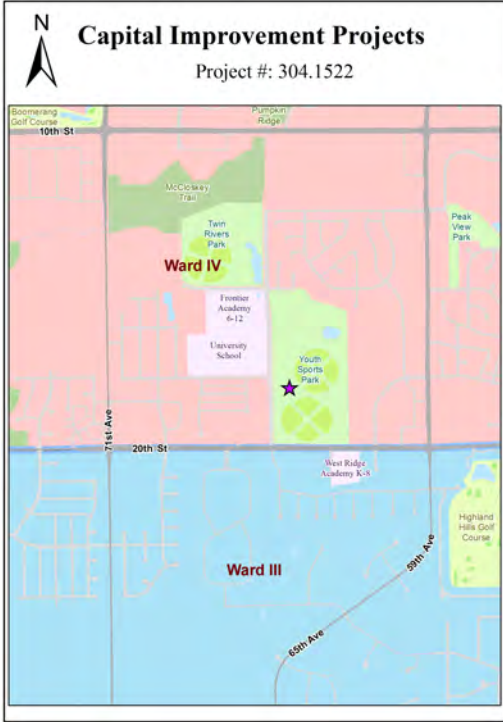
Revenue Detail:

Food Tax Revenue

Impact on Operating Budget:

None

GL Account	Description	Previous 3 Years	2016 Actual	2017 Revised Budget	2018	2019	2020	2021	2022	Grand Total
Revenue										
6106	Operating Transfer From Sales And Use Tax	-	-	-	-	-	800,474	-	-	800,474
Total Revenue		-	-	-	-	-	\$800,474	-	-	\$800,474
Expense										
8202	Construction	-	-	-	-	-	720,327	-	-	720,327
8214	Legal Publications	-	-	-	-	-	100	-	-	100
8232	Project Management	-	-	-	-	-	80,047	-	-	80,047
Total Expense		-	-	-	-	-	\$800,474	-	-	\$800,474
Net Total		-	-	-	-	-	-	-	-	-



Linn Grove Cemetery Irrigation Replacement

Project Number:	304.1604	Budget Year:	2018
Division:	Parks-Culture, Parks & Recreation	Council Priority:	Infrastructure & Growth- Public Facilities & Equip
Project Type:	Irrigation	Regions:	5- Outside City
Fund:	Food Tax	Location:	Linn Grove Cemetery
Project Manager:	David Naill	Budget Unit #:	Unassigned
Project Status:	Funded		

Description:

Replace aged worn out irrigation system

Discussion of Progress:

No additional information

Justification:

Blocks 17-23 “7 acres” have concrete tile line that was installed mid 1930-1950 that was used for flood irrigation. This tile line has since greatly disintegrated and was no longer used for flood irrigation after 2010 due to failure of tile line. This area has since 2010 been irrigated by traveling above ground sprinklers which is labor intensive and not sufficient to keep this 7 acres adequately irrigated. It is my recommendation that this area have an automated system installed that would tie in with an adjoining system that was installed in 2006. The 2006 adjoining system was engineered to run in concert with the block 17-23 projected system.

The remaining 40 acres had a stepped install date of 1978 through 1986. This system covers the old sections of the cemetery that had the 1978-1980 install to replace concrete tile as well as the newer sections “mid 1980”. This system is in constant need of repair and has surpassed its useful life, irrigation pipe and components have a useful life of between 20-25 years based on components and water type. This system would need a complete removal and replacement.

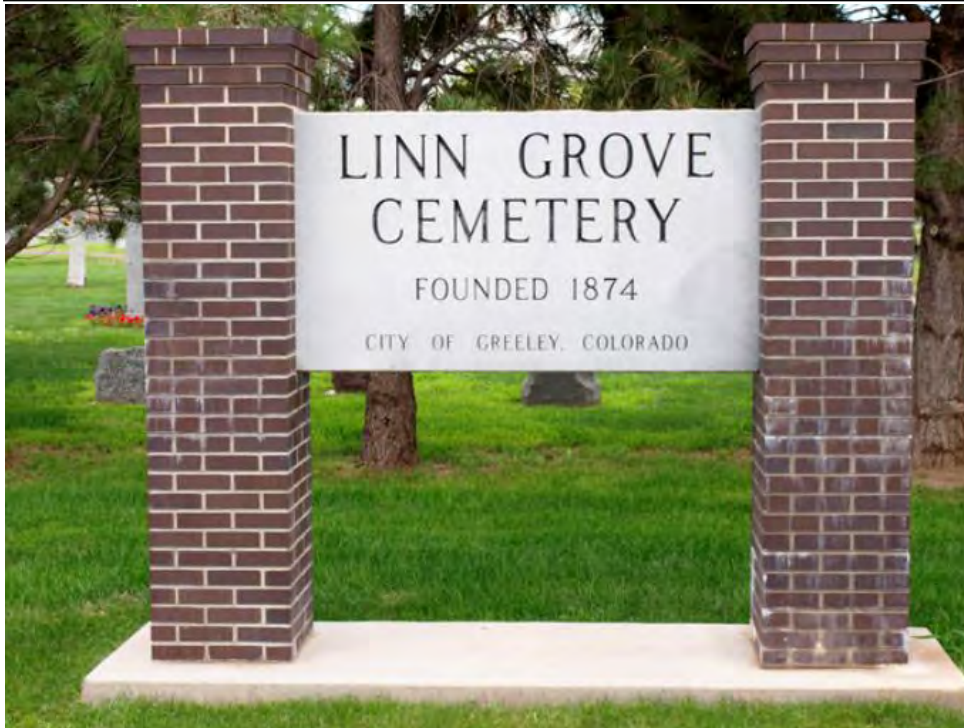
Revenue Detail:

Food Tax Revenue

Impact on Operating Budget:

None

GL Account	Description	Previous 3 Years	2016 Actual	2017 Revised Budget	2018	2019	2020	2021	2022	Grand Total
Revenue										
6106	Operating Transfer From Sales And Use Tax	-	-	-	-	-	-	1,456,896	-	1,456,896
Total Revenue		-	-	-	-	-	-	\$1,456,896	-	\$1,456,896
Expense										
8202	Construction	-	-	-	-	-	-	1,311,106	-	1,311,106
8214	Legal Publications	-	-	-	-	-	-	100	-	100
8232	Project Management	-	-	-	-	-	-	145,690	-	145,690
Total Expense		-	-	-	-	-	-	\$1,456,896	-	\$1,456,896
Net Total		-	-	-	-	-	-	-	-	-



Island Grove Irrigation Replacement

Project Number:	304.1603	Budget Year:	2018
Division:	Parks-Culture, Parks & Recreation	Council Priority:	Infrastructure & Growth- Public Facilities & Equip
Project Type:	Irrigation	Regions:	1- 16 St North/35 Ave East
Fund:	Food Tax	Location:	Island Grove
Project Manager:	Tom Welch	Budget Unit #:	Unassigned
Project Status:	Funded		

Description:

To replace the automated turf irrigation system within Island Grove Regional Park.

Discussion of Progress:

No additional information

Justification:

Last section of irrigation was completed in 2003 with some areas as old as 1997. Underground PVC and system components have a 20-25 yr. life span.

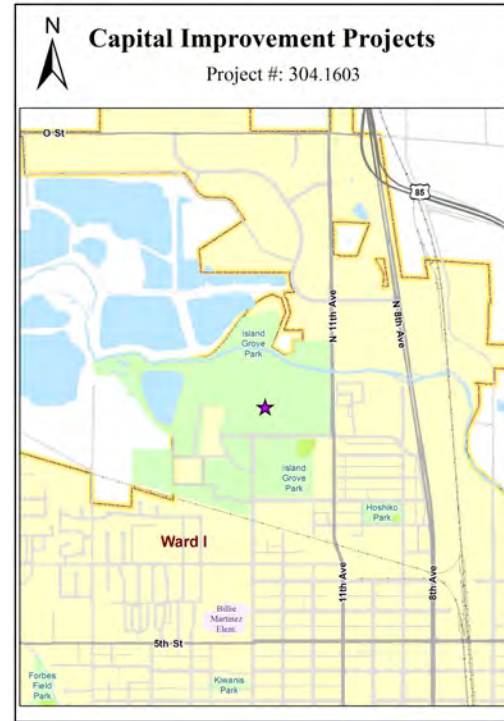
Revenue Detail:

No additional information

Impact on Operating Budget:

None

GL Account	Description	Previous 3 Years	2016 Actual	2017 Revised Budget	2018	2019	2020	2021	2022	Grand Total
Revenue										
6106	Operating Transfer From Sales And Use Tax	-	-	-	-	-	-	-	619,029	619,029
Total Revenue		-	-	-	-	-	-	-	\$619,029	\$619,029
Expense										
8202	Construction	-	-	-	-	-	-	-	557,026	557,026
8214	Legal Publications	-	-	-	-	-	-	-	100	100
8232	Project Management	-	-	-	-	-	-	-	61,903	61,903
Total Expense		-	-	-	-	-	-	-	\$619,029	\$619,029
Net Total		-	-	-	-	-	-	-	-	-



Resurface Play Courts

Project Number:	14013	Budget Year:	2018
Division:	Parks	Council Priority:	Image- Healthy Neighborhoods
Project Type:	Parks Maintenance/Improvements	Regions:	0 - Multiple Wards
Fund:	Food Tax	Location:	Various Locations
Project Manager:	Sarah Boyd	Budget Unit #:	3040006006240940
Project Status:	Funded		

Description:

This project will re-surface basketball and tennis courts at various parks. Court surfaces wear out after time and become a safety issue for users.

Discussion of Progress:

2015 play courts included resurfacing Centennial Park (6 out of 12 total) and Farr Park.

2016 play courts include 6 tennis courts at Centennial Park (6 out of 12 total) and Delta basketball courts.

4/25/2017 Pat Hills team has completed routing and crack seal. Slurry coat will not take place until later in May.

Justification:

Court surfaces are wearing out and are becoming a safety issue for users.

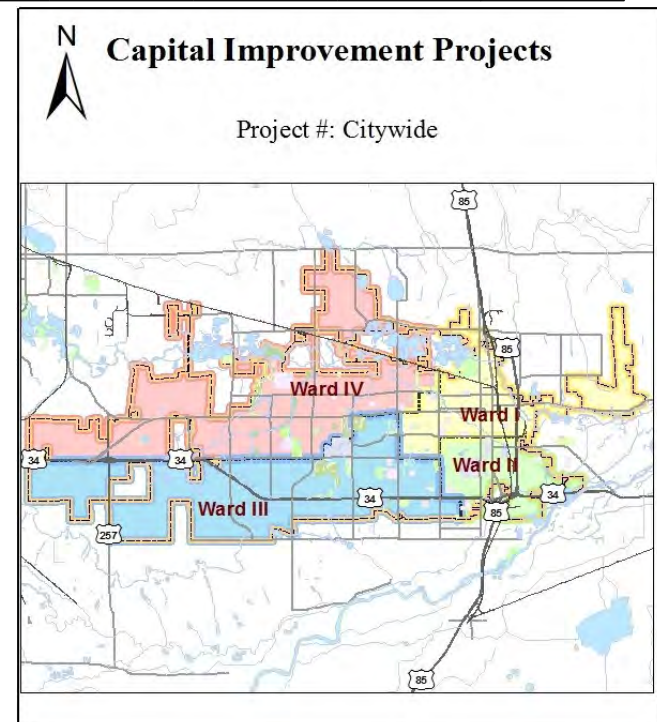
Revenue Detail:

Food Tax Revenue

Impact on Operating Budget:

None

GL Account	Description	Previous 3 Years	2016 Actual	2017 Revised Budget	2018	2019	2020	2021	2022	Grand Total
Revenue										
	Fund Balance	33,457	47,798	14,500	-	-	-	-	1	95,756
6106	Operating Transfer From Sales And Use Tax	-	-	51,894	77,100	79,410	81,789	84,240	86,764	461,197
Total Revenue		\$33,457	\$47,798	\$66,394	\$77,100	\$79,410	\$81,789	\$84,240	\$86,765	\$556,953
Expense										
8202	Construction	32,076	45,952	64,500	70,000	72,100	74,263	76,491	78,786	514,168
8214	Legal Publications	-	-	-	100	100	100	100	100	500
8216	Miscellaneous	-	-	394	-	-	-	-	-	394
8232	Project Management	1,381	1,846	1,500	7,000	7,210	7,426	7,649	7,879	41,891
Total Expense		\$33,457	\$47,798	\$66,394	\$77,100	\$79,410	\$81,789	\$84,240	\$86,765	\$556,953
Net Total		-	-	-	-	-	-	-	-	-



Aquatic Play Structures Refurbishing

Project Number:	14007	Budget Year:	2018
Division:	Facilities Management	Council Priority:	Infrastructure & Growth- Public Facilities & Equip
Project Type:	Parks Maintenance/Improvements	Regions:	0 - Multiple Wards
Fund:	Food Tax	Location:	Various Locations
Project Manager:	Dale Elder	Budget Unit #:	3040006006201106
Project Status:	Funded		

Description:

Various aquatic play elements/structures at various pool sites require much needed cleaning of scale build-up and re-painting. This is an annual program which will ensure that all pool areas are well maintained.

Discussion of Progress:

No additional information

Justification:

Project dollars are requested annually to address a portion of the total inventory on a rotational basis.

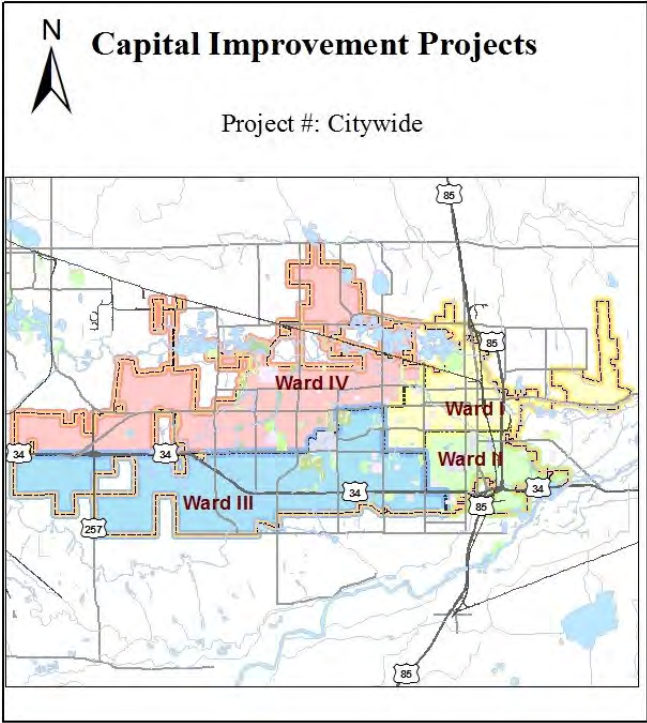
Revenue Detail:

Food Tax Revenue

Impact on Operating Budget:

None

GL Account	Description	Previous 3 Years	2016 Actual	2017 Revised Budget	2018	2019	2020	2021	2022	Grand Total
Revenue										
6106	Operating Transfer From Sales And Use Tax	-	-	31,130	33,000	33,990	35,010	36,060	37,142	206,332
Total Revenue		-	-	\$31,130	\$33,000	\$33,990	\$35,010	\$36,060	\$37,142	\$206,332
Expense										
8202	Construction	-	-	29,800	30,000	30,900	31,827	32,782	33,765	189,074
8214	Legal Publications	-	-	200	-	-	-	-	-	200
8216	Miscellaneous	-	-	236	-	-	-	-	-	236
8232	Project Management	-	-	894	3,000	3,090	3,183	3,278	3,377	16,822
Total Expense		-	-	\$31,130	\$33,000	\$33,990	\$35,010	\$36,060	\$37,142	\$206,332
Net Total		-	-	-	-	-	-	-	-	-



Park Concrete/Asphalt Path Improvements

Project Number:	14016	Budget Year:	2018
Division:	Street Maintenance	Council Priority:	Image- Healthy Neighborhoods
Project Type:	Parks Maintenance/Improvements	Regions:	0 - Multiple Wards
Fund:	Food Tax	Location:	Various Locations
Project Manager:	Rick Dorsey	Budget Unit #:	3040006006240948
Project Status:	Funded		

Description:

These funds are to improve/replace various park paths that are worn and in need of attention which will improve the safety of the citizens that use them. Repairs made annually will include fixing trip hazards throughout all City parks. An analysis is currently being conducted to determine the current list of priorities.

Discussion of Progress:

2015 work included the replacement of the brick wall at East Memorial and the asphalt path at Glenmere that went from the sound side of the gazebo and traveled east-west through the center of the park,

Justification:

The replacement/improvement of these park paths will improve safety for the citizens that use them.

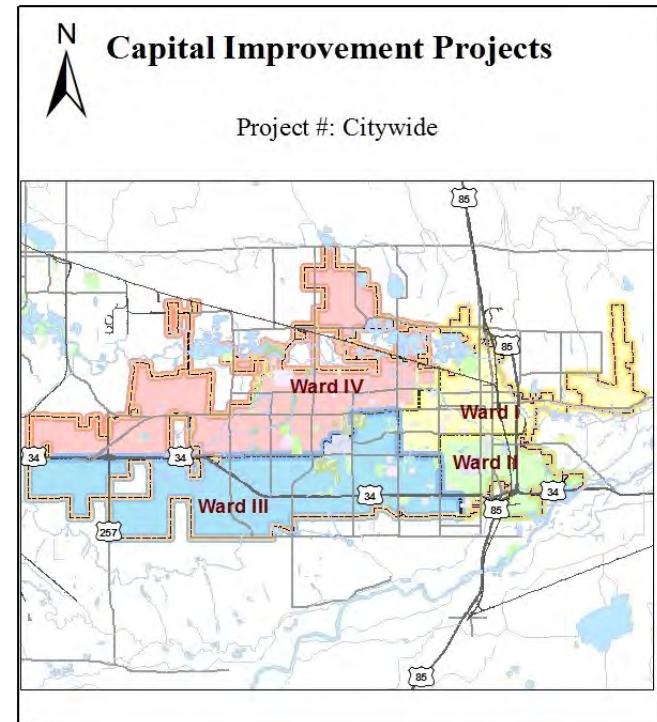

Revenue Detail:

Food Tax Revenue

Impact on Operating Budget:

None

GL Account	Description	Previous 3 Years	2016 Actual	2017 Revised Budget	2018	2019	2020	2021	2022	Grand Total
Revenue										
	Fund Balance	17,000	-	-	-	-	-	-	-	17,000
6106	Operating Transfer From Sales And Use Tax	-	-	51,894	187,099	187,115	187,124	187,182	-	800,414
Total Revenue		\$17,000	-	\$51,894	\$187,099	\$187,115	\$187,124	\$187,182	-	\$817,414
Expense										
8202	Construction	17,000	-	51,894	180,000	180,000	180,000	180,000	-	788,894
8216	Miscellaneous	-	-	-	1,699	1,715	1,724	1,782	-	6,920
8232	Project Management	-	-	-	5,400	5,400	5,400	5,400	-	21,600
Total Expense		\$17,000	-	\$51,894	\$187,099	\$187,115	\$187,124	\$187,182	-	\$817,414
Net Total		-	-	-	-	-	-	-	-	-



Recreation Center Gym Floors Refinishing

Project Number:	2197	Budget Year:	2018
Division:	Parks-Culture, Parks & Recreation	Council Priority:	Image- Quality of Life
Project Type:	Parks Maintenance/Improvements	Regions:	1- 16 St North/35 Ave East
Fund:	Food Tax	Location:	Recreation Center 651 10th Avenue
Project Manager:	Dale Blehm	Budget Unit #:	3040006006200950
Project Status:	Funded		

Description:

Gym floors require significant upkeep. Each floor needs a complete refinishing every two years. This request is to refinish the Recreation Gym Floor in 2017. This will be reviewed for future years. Next refinishing scheduled to be completed in June of 2019.

Discussion of Progress:

No additional information

Justification:

The gym floors at the Recreation Center are maple hardwood and require refinishing with a urethane finish to keep them from wearing and to provide a safe and non-slip surface for players.

Revenue Detail:

Food Tax Revenue

Impact on Operating Budget:

None

GL Account	Description	Previous 3 Years	2016 Actual	2017 Revised Budget	2018	2019	2020	2021	2022	Grand Total
Revenue										
6106	Operating Transfer From Sales And Use Tax	-	-	10,379	-	11,000	-	11,330	-	32,709
Total Revenue		-	-	\$10,379	-	\$11,000	-	\$11,330	-	\$32,709
Expense										
8202	Construction	-	-	10,000	-	10,000	-	10,300	-	30,300
8216	Miscellaneous	-	-	79	-	-	-	-	-	79
8232	Project Management	-	-	300	-	1,000	-	1,030	-	2,330
Total Expense		-	-	\$10,379	-	\$11,000	-	\$11,330	-	\$32,709
Net Total		-	-	-	-	-	-	-	-	-



Highland Hills - Cart Path Replacement

Project Number:	272	Budget Year:	2018
Division:	Golf	Council Priority:	Image- Quality of Life
Project Type:	Parks Maintenance/Improvements	Regions:	3- 10 St South/23 Ave West
Fund:	Food Tax	Location:	Highland Hills Golf Course 2200 Clubhouse Drive
Project Manager:	Rick Dorsey	Budget Unit #:	3040006077117016
Project Status:	Funded		

Description:

Replace existing asphalt cart paths and replace with concrete paths at Highland Hills GC. Most of cart paths on golf course have eroded away. Replace and extend for 330' the asphalt path along the Tee box on #1. Replace and reroute for 790' along the entire 9th hole. Replace and extend the cart path on #10 from the end of the concrete near the clubhouse to beyond the Forward Tee for 385'. Replace and reroute the cart path on #11 Green for 330' to connect with the Tees on Hole 12. Install a new section of path starting at 12 Green and then replacing the asphalt path past the White Tee on #13. The total distance is 930' for this section. Install a new path to connect #16 Green with #17 Tee Box and the Restroom located on that hole. The total distance for this run is 370'.

Discussion of Progress:

No additional information

Justification:

Most or all of the asphalt paths have eroded away and have caused equipment damage (golf carts) and has destroyed turf areas with golf cart usage on eroded cart paths. Replacement and addition of electric golf cart paths at Highland Hills GC. The existing cart paths are very rough and are becoming hard on the electric golf carts and create extra wear and tear on this equipment. Now has become a safety issue to the golfing customers of the golf course who rent and operate the electric golf carts. Paved (concrete) cart paths also reduce wear and tear on the turf, greatly reduce soil compaction issues and present a much more pleasing affect to the customer and for the community.

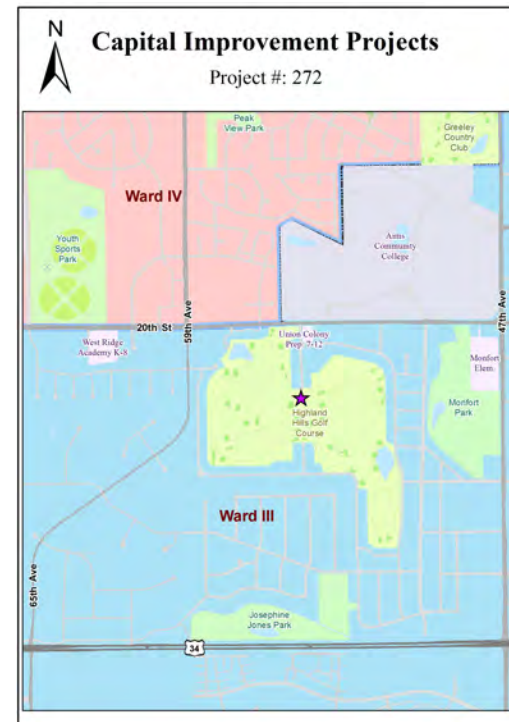
Revenue Detail:

Food Tax Revenue

Impact on Operating Budget:

None

GL Account	Description	Previous 3 Years	2016 Actual	2017 Revised Budget	2018	2019	2020	2021	2022	Grand Total
Revenue										
6106	Operating Transfer From Sales And Use Tax	-	-	201,530	151,375	-	-	-	-	352,905
Total Revenue		-	-	\$201,530	\$151,375	-	-	-	-	\$352,905
Expense										
8202	Construction	-	-	188,000	136,137	-	-	-	-	324,137
8204	Contingency	-	-	6,000	-	-	-	-	-	6,000
8214	Legal Publications	-	-	-	100	-	-	-	-	100
8216	Miscellaneous	-	-	1,530	-	-	-	-	-	1,530
8232	Project Management	-	-	6,000	15,138	-	-	-	-	21,138
Total Expense		-	-	\$201,530	\$151,375	-	-	-	-	\$352,905
Net Total		-	-	-	-	-	-	-	-	-



Playground Maintenance

Project Number:	304.1732	Budget Year:	2018
Division:	Capital Improvements	Council Priority:	Infrastructure & Growth- Public Facilities & Equip
Project Type:	Parks Maintenance/Improvements	Regions:	0 - Multiple Wards
Fund:	Food Tax	Location:	Various Parks as needed
Project Manager:	Eric Bloomer	Budget Unit #:	3040006006217045
Project Status:	Funded		

Description:

These funds will be used to make repairs to ageing and/or vandalized equipment that is not up for replacement in the immediate future. Repairs will consist of replacing damaged or deteriorating parts such as slides, play panels, swings and climbing equipment and the repairs to the surfacing as needed.

Discussion of Progress:

No additional information

Justification:

Repair or replacement of damaged or worn out equipment is vital to keep playgrounds safe and usable by the public. Replacement equipment is extremely expensive because of retrofitting and play surface repairs that are necessary.

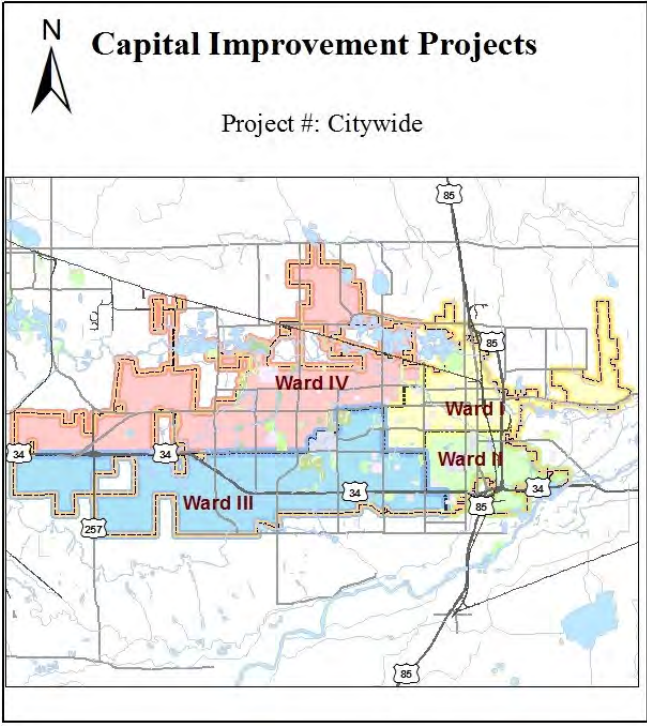
Revenue Detail:

No additional information

Impact on Operating Budget:

None

GL Account	Description	Previous 3 Years	2016 Actual	2017 Revised Budget	2018	2019	2020	2021	2022	Grand Total
Revenue										
6106	Operating Transfer From Sales And Use Tax	-	-	-	30,000	30,900	31,827	32,782	33,765	159,274
Total Revenue		-	-	-	\$30,000	\$30,900	\$31,827	\$32,782	\$33,765	\$159,274
Expense										
8202	Construction	-	-	-	30,000	30,900	31,827	32,782	33,765	159,274
Total Expense		-	-	-	\$30,000	\$30,900	\$31,827	\$32,782	\$33,765	\$159,274
Net Total		-	-	-	-	-	-	-	-	-



Centennial Pool Shell and Building Repairs

Project Number:	811	Budget Year:	2018
Division:	Parks-Culture, Parks & Recreation	Council Priority:	Infrastructure & Growth- Public Facilities & Equip
Project Type:	Parks Maintenance/Improvements	Regions:	3- 10 St South/23 Ave West
Fund:	Food Tax	Location:	Centennial Pool 2201 23rd Ave
Project Manager:	Dale Elder	Budget Unit #:	Unassigned
Project Status:	Funded		

Description:

This project will sand blast or strip the pool shell, repair the chipping concrete in the pool shell, paint the pool shell and the competitive swim lines and murals on the deck and shell. In addition, the bath house will be painted inside and out, along with the pump room and all the metal on the awning structures.

Discussion of Progress:

No additional information

Justification:

The Centennial Pool shell was last fully painted back in September 2001. The epoxy paint life expectancy is three to five years. City staff has been doing touch-up repair work on the pool shell for years. The City renovated the bath house and constructed the new shade structures in 1999/2000. The paint on the building and shade structures is chipping and rusting in areas.

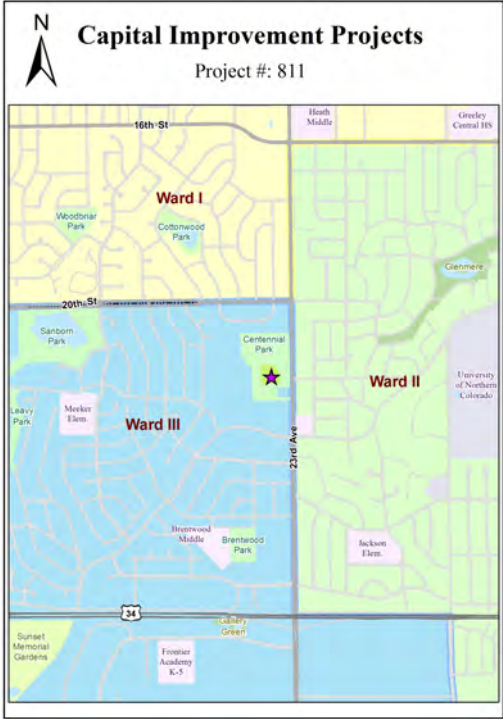
Revenue Detail:

Food Tax Revenue

Impact on Operating Budget:

None

GL Account	Description	Previous 3 Years	2016 Actual	2017 Revised Budget	2018	2019	2020	2021	2022	Grand Total
Revenue										
6106	Operating Transfer From Sales And Use Tax	-	-	-	126,048	-	-	-	-	126,048
Total Revenue		-	-	-	\$126,048	-	-	-	-	\$126,048
Expense										
8202	Construction	-	-	-	113,343	-	-	-	-	113,343
8214	Legal Publications	-	-	-	100	-	-	-	-	100
8232	Project Management	-	-	-	12,605	-	-	-	-	12,605
Total Expense		-	-	-	\$126,048	-	-	-	-	\$126,048
Net Total		-	-	-	-	-	-	-	-	-



Boomerang Lake Bank Stabilization

Project Number:	809	Budget Year:	2018
Division:	Golf	Council Priority:	Image- Quality of Life
Project Type:	Parks Maintenance/Improvements	Regions:	3- 10 St South/23 Ave West
Fund:	Food Tax	Location:	Boomerang Golf Course 7309 W 4th Street
Project Manager:	Wayne Leighton	Budget Unit #:	Unassigned
Project Status:	Funded		

Description:

Lake stabilization is on 2 lakes along hole #11 at Boomerang Links Golf Course (south of 4th St and just west of 71st Ave). The lake banks need to be cleaned and stabilized for future water holding ponds on the golf course.

Discussion of Progress:

No additional information

Justification:

There has not been any safety issues to date with golfers or equipment on these lakes. These lakes need to be dredged out and banks stabilized for holding water for the golf courses.

Revenue Detail:

Food Tax Revenue

Impact on Operating Budget:

None

GL Account	Description	Previous 3 Years	2016 Actual	2017 Revised Budget	2018	2019	2020	2021	2022	Grand Total
Revenue										
6106	Operating Transfer From Sales And Use Tax	-	-	-	189,103	-	-	-	-	189,103
Total Revenue		-	-	-	\$189,103	-	-	-	-	\$189,103
Expense										
8202	Construction	-	-	-	170,093	-	-	-	-	170,093
8214	Legal Publications	-	-	-	100	-	-	-	-	100
8232	Project Management	-	-	-	18,910	-	-	-	-	18,910
Total Expense		-	-	-	\$189,103	-	-	-	-	\$189,103
Net Total		-	-	-	-	-	-	-	-	-



Island Grove - Turf Reinforcements for Festival Vendors

Project Number:	304.1528	Budget Year:	2018
Division:	Parks	Council Priority:	Infrastructure & Growth- Public Facilities & Equip
Project Type:	Parks Maintenance/Improvements	Regions:	1- 16 St North/35 Ave East
Fund:	Food Tax	Location:	Island Grove Regional Park
Project Manager:	Sarah Boyd	Budget Unit #:	Unassigned
Project Status:	Funded		

Description:

Reinforce turf entry with geotextile fabric

Discussion of Progress:

No additional information

Justification:

Because entryways into turf areas are heavily used by major events and by visitors and vendors, the turf has become deeply rutted and unstable. We spend an enormous amounts of time after each event repairing these areas only to have them destroyed repeatedly.

Revenue Detail:

Food Tax Revenue

Impact on Operating Budget:

None

GL Account	Description	Previous 3 Years	2016 Actual	2017 Revised Budget	2018	2019	2020	2021	2022	Grand Total
Revenue										
6106	Operating Transfer From Sales And Use Tax	-	-	-	103,944	-	-	-	-	103,944
Total Revenue		-	-	-	\$103,944	-	-	-	-	\$103,944
Expense										
8202	Construction	-	-	-	93,450	-	-	-	-	93,450
8214	Legal Publications	-	-	-	100	-	-	-	-	100
8232	Project Management	-	-	-	10,394	-	-	-	-	10,394
Total Expense		-	-	-	\$103,944	-	-	-	-	\$103,944
Net Total		-	-	-	-	-	-	-	-	-



Boomerang - Cart Path Improvements

Project Number:	136	Budget Year:	2018
Division:	Golf	Council Priority:	Image- Quality of Life
Project Type:	Parks Maintenance/Improvements	Regions:	4 - 10 St North/23 Ave West
Fund:	Food Tax	Location:	Boomerang Golf Course 7309 W 4th Street
Project Manager:	Wayne Leighton	Budget Unit #:	Unassigned
Project Status:	Funded		

Description:

Take out existing asphalt cart paths on Holes #1, #10, #14, & #17 at Boomerang Links GC and replacing with 7' concrete paths (total estimate of 600 ft.). Existing asphalt paths have eroded away.

Discussion of Progress:

No additional information

Justification:

This helps in the safety of the golf course customers who rent the electric golf carts and reduces the wear and tear of the electric golf carts. Designated paths also prevent overuse and wear/tear of turf and soil compaction issues.

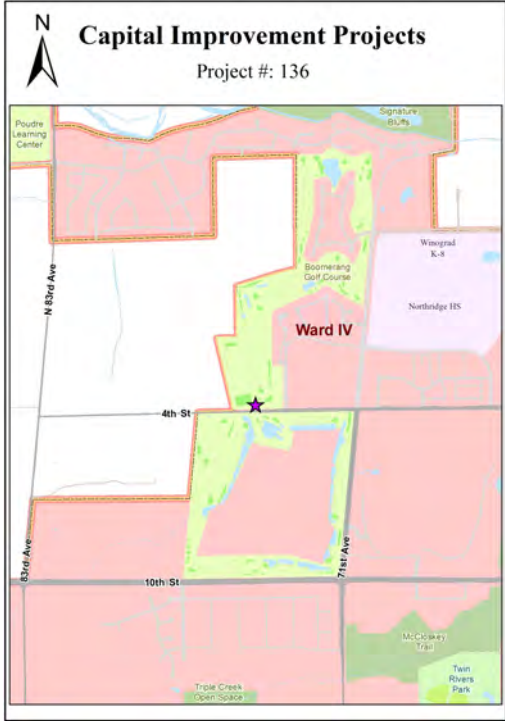
Revenue Detail:

Food Tax Revenue

Impact on Operating Budget:

None

GL Account	Description	Previous 3 Years	2016 Actual	2017 Revised Budget	2018	2019	2020	2021	2022	Grand Total
Revenue										
6106	Operating Transfer From Sales And Use Tax	-	-	-	201,835	151,387	-	-	-	353,222
Total Revenue		-	-	-	\$201,835	\$151,387	-	-	-	\$353,222
Expense										
8202	Construction	-	-	-	181,551	136,148	-	-	-	317,699
8214	Legal Publications	-	-	-	100	100	-	-	-	200
8232	Project Management	-	-	-	20,184	15,139	-	-	-	35,323
Total Expense		-	-	-	\$201,835	\$151,387	-	-	-	\$353,222
Net Total		-	-	-	-	-	-	-	-	-



Recreation Center Pool - Paint Interior & Lighting Upgrades

Project Number:	1011	Budget Year:	2018
Division:	Parks-Culture, Parks & Recreation	Council Priority:	Infrastructure & Growth- Public Facilities & Equip
Project Type:	Parks Maintenance/Improvements	Regions:	1- 16 St North/35 Ave East
Fund:	Food Tax	Location:	Recreation Center 651 10th Avenue
Project Manager:	Dale Elder	Budget Unit #:	Unassigned
Project Status:	Funded		

Description:

Paint Recreation Center pool area to update the aesthetics and appearance for the general public. Project is to include base paint and an addition of colorful graphics to brighten up the facility. Project will also include cleaning of the existing duct work which has a build-up of dust and debris from over 27 years of use.

Discussion of Progress:

No additional information

Justification:

The Rec Center was built in 1985, and the pool is used 50 weeks a year hosting 3 high school as well as 4 middle school swim teams. The pool area walls have not been re-painted since the original construction, and new colors and aesthetics are needed to ""renew"" the look of the pool area. In addition, past fixtures were removed from the walls and touch-up paint was used to try and match colors with poor results.

Revenue Detail:

Food Tax Revenue

Impact on Operating Budget:

None

GL Account	Description	Previous 3 Years	2016 Actual	2017 Revised Budget	2018	2019	2020	2021	2022	Grand Total
Revenue										
6106	Operating Transfer From Sales And Use Tax	-	-	-	-	330,000	-	-	-	330,000
Total Revenue		-	-	-	-	\$330,000	-	-	-	\$330,000
Expense										
8202	Construction	-	-	-	-	296,900	-	-	-	296,900
8214	Legal Publications	-	-	-	-	100	-	-	-	100
8232	Project Management	-	-	-	-	33,000	-	-	-	33,000
Total Expense		-	-	-	-	\$330,000	-	-	-	\$330,000
Net Total		-	-	-	-	-	-	-	-	-



Linn Grove Cemetery Roadway Repairs

Project Number:	304.1527	Budget Year:	2018
Division:	Parks	Council Priority:	Infrastructure & Growth- Public Facilities & Equip
Project Type:	Parks Maintenance/Improvements	Regions:	5- Outside City
Fund:	Food Tax	Location:	Linn Grove Cemetery
Project Manager:	Sarah Boyd	Budget Unit #:	Unassigned
Project Status:	Funded		

Description:

Road repairs

Discussion of Progress:

No additional information

Justification:

Ongoing budget needed to be in place to repair current roadways. Enhancement of roadways will greatly improve the appearance of the cemetery.

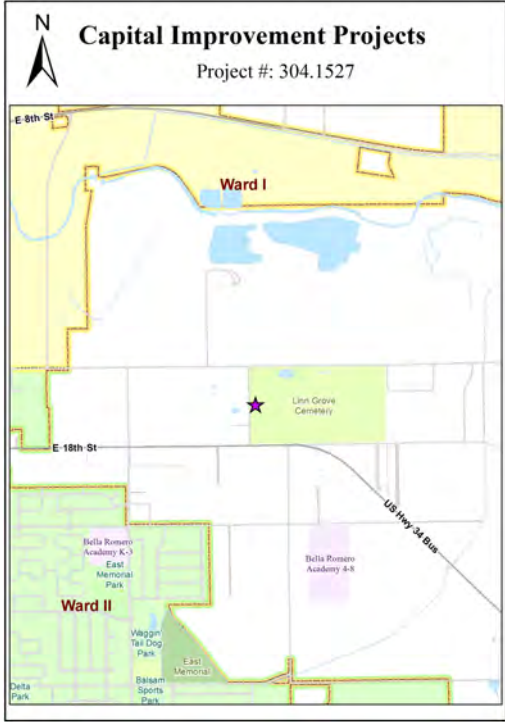
Revenue Detail:

Food Tax Revenue

Impact on Operating Budget:

None

GL Account	Description	Previous 3 Years	2016 Actual	2017 Revised Budget	2018	2019	2020	2021	2022	Grand Total
Revenue										
6106	Operating Transfer From Sales And Use Tax	-	-	-	-	-	350,000	-	-	350,000
Total Revenue		-	-	-	-	-	\$350,000	-	-	\$350,000
Expense										
8202	Construction	-	-	-	-	-	314,900	-	-	314,900
8214	Legal Publications	-	-	-	-	-	100	-	-	100
8232	Project Management	-	-	-	-	-	35,000	-	-	35,000
Total Expense		-	-	-	-	-	\$350,000	-	-	\$350,000
Net Total		-	-	-	-	-	-	-	-	-



FunPlex Field House Sport Court Flooring

Project Number:	304.1533	Budget Year:	2018
Division:	Parks-Culture, Parks & Recreation	Council Priority:	Infrastructure & Growth- Public Facilities & Equip
Project Type:	Parks Maintenance/Improvements	Regions:	3- 10 St South/23 Ave West
Fund:	Food Tax	Location:	Funplex 1501 65th Avenue
Project Manager:	Andy McRoberts	Budget Unit #:	Unassigned
Project Status:	Funded		

Description:

Replace the FunPlex Fieldhouse Sport Court flooring

Discussion of Progress:

No additional information

Justification:

Current Sport Court tiles were installed during original construction in 2006. Tiles wear out and need to be regularly replaced individually. This cost would upgrade the entire floor for a consistent and safe surface. Useful life 10-15 years depending on usage. The FunPlex experiences high volume usage.

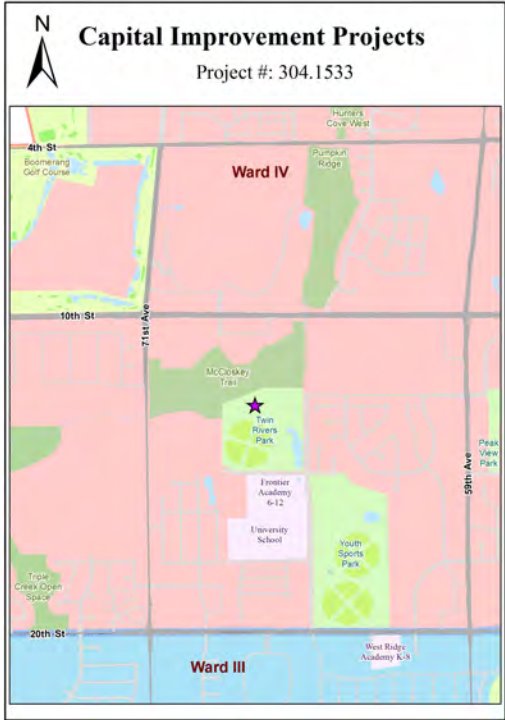
Revenue Detail:

Food Tax Revenue

Impact on Operating Budget:

None

GL Account	Description	Previous 3 Years	2016 Actual	2017 Revised Budget	2018	2019	2020	2021	2022	Grand Total
Revenue										
6106	Operating Transfer From Sales And Use Tax	-	-	-	-	-	72,770	-	-	72,770
Total Revenue		-	-	-	-	-	\$72,770	-	-	\$72,770
Expense										
8202	Construction	-	-	-	-	-	65,393	-	-	65,393
8214	Legal Publications	-	-	-	-	-	100	-	-	100
8232	Project Management	-	-	-	-	-	7,277	-	-	7,277
Total Expense		-	-	-	-	-	\$72,770	-	-	\$72,770
Net Total		-	-	-	-	-	-	-	-	-



Recreation Center Swimming Pool Deck Refinish

Project Number:	304.1531	Budget Year:	2018
Division:	Parks	Council Priority:	Infrastructure & Growth- Public Facilities & Equip
Project Type:	Parks Maintenance/Improvements	Regions:	1- 16 St North/35 Ave East
Fund:	Food Tax	Location:	Recreation Center 651 10th Avenue
Project Manager:	Andy McRoberts	Budget Unit #:	Unassigned
Project Status:	Funded		

Description:

Refinish the pool deck area in the natatorium. The current epoxy coating is wearing out and in decrepit condition. Upgrade at time of refinish to ceramic non-slip tile.

Discussion of Progress:

No additional information

Justification:

The original concrete pool deck had an epoxy "blue diamond" finish applied to it which is now degrading and has been patched numerous times creating uneven wear and color differentials in the surface. Cleaning/disinfecting is also not consistent due to the uneven/rough surface. As this is the only competitive pool in Greeley, an upgraded tile surface is desired to create a consistent and hygienic surface.

Revenue Detail:

Food Tax Revenue

Impact on Operating Budget:

None

GL Account	Description	Previous 3 Years	2016 Actual	2017 Revised Budget	2018	2019	2020	2021	2022	Grand Total
Revenue										
6106	Operating Transfer From Sales And Use Tax	-	-	-	-	-	311,873	-	-	311,873
Total Revenue		-	-	-	-	-	\$311,873	-	-	\$311,873
Expense										
8202	Construction	-	-	-	-	-	280,586	-	-	280,586
8214	Legal Publications	-	-	-	-	-	100	-	-	100
8232	Project Management	-	-	-	-	-	31,187	-	-	31,187
Total Expense		-	-	-	-	-	\$311,873	-	-	\$311,873
Net Total		-	-	-	-	-	-	-	-	-



East Lake Renovation - Highland Hills

Project Number:	270	Budget Year:	2018
Division:	Golf	Council Priority:	Image- Quality of Life
Project Type:	Parks Maintenance/Improvements	Regions:	3- 10 St South/23 Ave West
Fund:	Food Tax	Location:	Highland Hills Golf Course 2200 Clubhouse Drive
Project Manager:	Wayne Leighton	Budget Unit #:	Unassigned
Project Status:	Funded		

Description:

Project would stabilize lake banks and possibly enlarge the holding capacity of the lake. The project would greatly enhance the appearance of the lake by removing the large pieces of concrete and rip-rap that currently surround the lake. The lake has dried up the last couple of years when Loveland/Greeley ditch goes out.

Discussion of Progress:

No additional information

Justification:

The course has been open for over 50 years, and the lake has never been dredged. Project will consist of dredging, clean-up and installation of retaining wall. Dredging will increase the storage capacity of the lake.

Revenue Detail:

Food Tax Revenue

Impact on Operating Budget:

None

GL Account	Description	Previous 3 Years	2016 Actual	2017 Revised Budget	2018	2019	2020	2021	2022	Grand Total
Revenue										
6106	Operating Transfer From Sales And Use Tax	-	-	-	-	-	306,024	-	-	306,024
Total Revenue		-	-	-	-	-	\$306,024	-	-	\$306,024
Expense										
8202	Construction	-	-	-	-	-	275,322	-	-	275,322
8214	Legal Publications	-	-	-	-	-	100	-	-	100
8232	Project Management	-	-	-	-	-	30,602	-	-	30,602
Total Expense		-	-	-	-	-	\$306,024	-	-	\$306,024
Net Total		-	-	-	-	-	-	-	-	-



Funplex Interior Pool Area Ceiling, Paint & Lighting Upgrades

Project Number:	14063	Budget Year:	2018
Division:	Facilities Management	Council Priority:	Infrastructure & Growth- Public Facilities & Equip
Project Type:	Parks Maintenance/Improvements	Regions:	3- 10 St South/23 Ave West
Fund:	Food Tax	Location:	Funplex 1501 65th Avenue
Project Manager:	Terry Griebe	Budget Unit #:	Unassigned
Project Status:	Funded		

Description:

The interior ceiling at Funplex pool area needs to be cleaned, primed and painted. The building was built in 2007.

Discussion of Progress:

No additional information

Justification:

Because of the high humidity associated with the swimming pool, the metal roof supports are starting to rust. The metal beams will need to be cleaned and repainted with high moisture environment paint. The original product was not rated for high humidity areas.

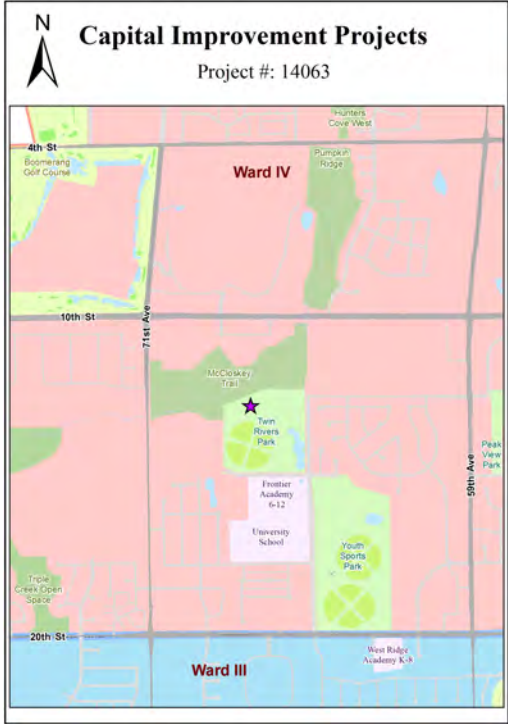
Revenue Detail:

Food Tax Revenue

Impact on Operating Budget:

None

GL Account	Description	Previous 3 Years	2016 Actual	2017 Revised Budget	2018	2019	2020	2021	2022	Grand Total
Revenue										
6106	Operating Transfer From Sales And Use Tax	-	-	-	-	-	-	351,072	-	351,072
Total Revenue		-	-	-	-	-	-	\$351,072	-	\$351,072
Expense										
8202	Construction	-	-	-	-	-	-	315,865	-	315,865
8214	Legal Publications	-	-	-	-	-	-	100	-	100
8232	Project Management	-	-	-	-	-	-	35,107	-	35,107
Total Expense		-	-	-	-	-	-	\$351,072	-	\$351,072
Net Total		-	-	-	-	-	-	-	-	-



Monfort Concert Hall - Seat Upholstery Replacement

Project Number:	718	Budget Year:	2018
Division:	Parks-Culture, Parks & Recreation	Council Priority:	Infrastructure & Growth- Public Facilities & Equip
Project Type:	Parks Maintenance/Improvements	Regions:	1- 16 St North/35 Ave East
Fund:	Food Tax	Location:	Union Colony Civic Center 701 10th Avenue
Project Manager:	Jason Evenson	Budget Unit #:	Unassigned
Project Status:	Funded		

Description:

This project will reupholster the approximate 2000 seats in the Monfort Concert Hall (in-place seats and stock replacement parts).

Discussion of Progress:

No additional information

Justification:

The upholstery on the seating in the Monfort Concert Hall is 20 years old and is wearing out. The cost estimate for this project was derived by the per seat cost provided by the staff at the Lincoln Center in Fort Collins who managed their replacement during their 20 year anniversary. The price was then adjusted by Union Colony Civic Center staff for inflation.

Revenue Detail:

Food Tax Revenue

Impact on Operating Budget:

None

GL Account	Description	Previous 3 Years	2016 Actual	2017 Revised Budget	2018	2019	2020	2021	2022	Grand Total
Revenue										
6106	Operating Transfer From Sales And Use Tax	-	-	-	-	-	-	209,984	-	209,984
Total Revenue		-	-	-	-	-	-	\$209,984	-	\$209,984
Expense										
8202	Construction	-	-	-	-	-	-	188,886	-	188,886
8214	Legal Publications	-	-	-	-	-	-	100	-	100
8232	Project Management	-	-	-	-	-	-	20,998	-	20,998
Total Expense		-	-	-	-	-	-	\$209,984	-	\$209,984
Net Total		-	-	-	-	-	-	-	-	-



Museum Safety & Security

Project Number:	450	Budget Year:	2018
Division:	Parks-Culture, Parks & Recreation	Council Priority:	Image- Quality of Life
Project Type:	Parks Maintenance/Improvements	Regions:	1- 16 St North/35 Ave East
Fund:	Food Tax	Location:	Greeley History Museum 714 8th Street Centennial Village 1475 A Street Meeker Home 1324 9th Avenue
Project Manager:	Bill Armstrong	Budget Unit #:	Unassigned
Project Status:	Funded		

Description:

At the Greeley History Museum, this project will upgrade aging equipment as well as add security cameras and proxy card readers. At Centennial Village Museum, the system will be upgraded, motion detectors will be added to several buildings and several exterior cameras will also be added to monitor the parking lot and security-sensitive areas on the site. The Meeker Home will have security sensors added to the outbuilding (storage and restroom), and cameras will be added to monitor the building exterior.

Discussion of Progress:

No additional information

Justification:

Recent breaches of security, including vandalism inside the Greeley History Museum, broken windows and vandalism at the Meeker Home, fence hopping at Centennial Village, and theft of photographs from the Archives have emphasized the need to increase security at these three sites. Some buildings at Centennial Village lack security monitoring and lighting at night needs to be improved. Reductions in the Greeley History Museum's budget during construction limited the ability to install appropriate security at the museum. We are unable to borrow exhibits from traveling exhibit companies without the ability to provide a certain standard of security access. Project costs were estimated by DictoGuard which has the security contract for these three sites, with amounts added to account for inflation.

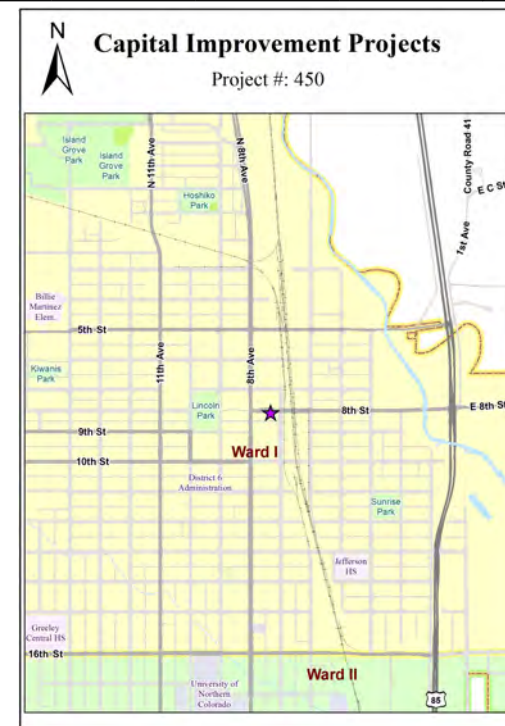
Revenue Detail:

Food Tax Revenue

Impact on Operating Budget:

None

GL Account	Description	Previous 3 Years	2016 Actual	2017 Revised Budget	2018	2019	2020	2021	2022	Grand Total
Revenue										
6106	Operating Transfer From Sales And Use Tax	-	-	-	-	-	-	121,860	-	121,860
Total Revenue		-	-	-	-	-	-	\$121,860	-	\$121,860
Expense										
8202	Construction	-	-	-	-	-	-	109,574	-	109,574
8214	Legal Publications	-	-	-	-	-	-	100	-	100
8232	Project Management	-	-	-	-	-	-	12,186	-	12,186
Total Expense		-	-	-	-	-	-	\$121,860	-	\$121,860
Net Total		-	-	-	-	-	-	-	-	-



UCCC Relocation of Sound Booth in Hensel Phelps Theatre

Project Number:	304.1541	Budget Year:	2018
Division:	Parks-Culture, Parks & Recreation	Council Priority:	Infrastructure & Growth- Public Facilities & Equip
Project Type:	Parks Maintenance/Improvements	Regions:	1- 16 St North/35 Ave East
Fund:	Food Tax	Location:	Union Colony Civic Center 701 10th Avenue
Project Manager:	Andy McRoberts	Budget Unit #:	Unassigned
Project Status:	Funded		

Description:

Relocation of sound booth in Hensel-Phelps Theatre

Discussion of Progress:

No additional information

Justification:

The current location of the sound booth in Hensel Phelps Theatre (HPT) is within a closed room (with a very small window that can be opened to the performance space). This arrangement is not workable for live reinforcement situations. Creating an in-house mix area would broaden the usefulness and rent-ability of HPT.

Revenue Detail:

Food Tax Revenue

Impact on Operating Budget:

None

GL Account	Description	Previous 3 Years	2016 Actual	2017 Revised Budget	2018	2019	2020	2021	2022	Grand Total
Revenue										
6106	Operating Transfer From Sales And Use Tax	-	-	-	-	-	-	20,798	-	20,798
Total Revenue		-	-	-	-	-	-	\$20,798	-	\$20,798
Expense										
8202	Construction	-	-	-	-	-	-	18,718	-	18,718
8232	Project Management	-	-	-	-	-	-	2,080	-	2,080
Total Expense		-	-	-	-	-	-	\$20,798	-	\$20,798
Net Total		-	-	-	-	-	-	-	-	-



Greeley History Museum Carpet Replacement

Project Number:	304.1601	Budget Year:	2018
Division:	Parks-Culture, Parks & Recreation	Council Priority:	Infrastructure & Growth- Public Facilities & Equip
Project Type:	Parks Maintenance/Improvements	Regions:	1- 16 St North/35 Ave East
Fund:	Food Tax	Location:	Greeley History Museum
Project Manager:	Dan Perry	Budget Unit #:	Unassigned
Project Status:	Funded		

Description:

New carpet in public areas and offices of the Greeley History Museum.

Discussion of Progress:

No additional information

Justification:

Original install from 2006. Public visitation and staff use wears down carpet over time.

Revenue Detail:

Food Tax Revenue

Impact on Operating Budget:

None

GL Account	Description	Previous 3 Years	2016 Actual	2017 Revised Budget	2018	2019	2020	2021	2022	Grand Total
Revenue										
6106	Operating Transfer From Sales And Use Tax	-	-	-	-	-	-	58,233	-	58,233
Total Revenue		-	-	-	-	-	-	\$58,233	-	\$58,233
Expense										
8202	Construction	-	-	-	-	-	-	52,410	-	52,410
8232	Project Management	-	-	-	-	-	-	5,823	-	5,823
Total Expense		-	-	-	-	-	-	\$58,233	-	\$58,233
Net Total		-	-	-	-	-	-	-	-	-



Athletic Field Scoreboard Replacements

Project Number:	304.1608	Budget Year:	2018
Division:	Parks-Culture, Parks & Recreation	Council Priority:	Infrastructure & Growth- Public Facilities & Equip
Project Type:	Parks Maintenance/Improvements	Regions:	0 - Multiple Wards
Fund:	Food Tax	Location:	Various park sites. Twin Rivers (4), IG #5 (1), Rec Ctr (3), FunPlex (3).
Project Manager:	Dale Elder/Eric Bloomer	Budget Unit #:	Unassigned
Project Status:	Funded		

Description:

Replace original scoreboards at outdoor athletic facilities; Twin Rivers (4), Island Grove #5 (1), Recreation Center (3), FunPlex (3).

Discussion of Progress:

No additional information

Justification:

Older scoreboards use incandescent bulbs and require high maintenance. Upgrade to new technology and LED.

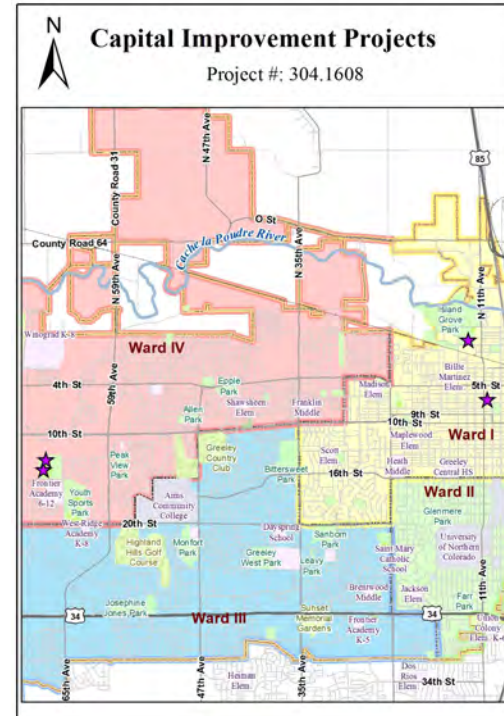
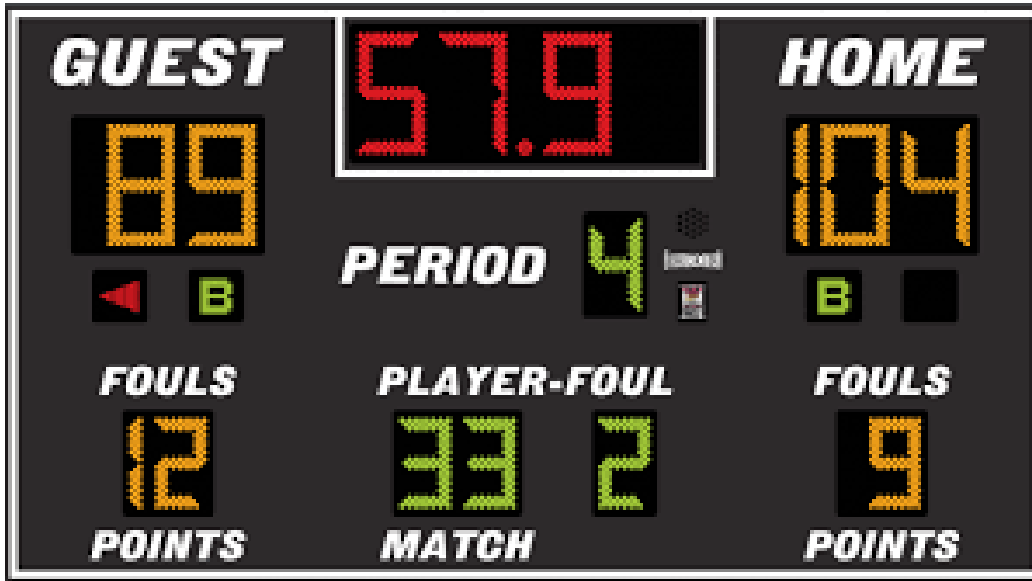
Revenue Detail:

No additional information

Impact on Operating Budget:

None

GL Account	Description	Previous 3 Years	2016 Actual	2017 Revised Budget	2018	2019	2020	2021	2022	Grand Total
Revenue										
6106	Operating Transfer From Sales And Use Tax	-	-	-	-	-	-	-	104,029	104,029
Total Revenue		-	-	-	-	-	-	-	\$104,029	\$104,029
Expense										
8202	Construction	-	-	-	-	-	-	-	93,526	93,526
8214	Legal Publications	-	-	-	-	-	-	-	100	100
8232	Project Management	-	-	-	-	-	-	-	10,403	10,403
Total Expense		-	-	-	-	-	-	-	\$104,029	\$104,029
Net Total		-	-	-	-	-	-	-	-	-



Recreation Security Camera Replacements

Project Number:	304.1610	Budget Year:	2018
Division:	Parks-Culture, Parks & Recreation	Council Priority:	Infrastructure & Growth- Public Facilities & Equip
Project Type:	Parks Maintenance/Improvements	Regions:	0 - Multiple Wards
Fund:	Food Tax	Location:	Recreation Center, Ice Haus, FunPlex
Project Manager:	Scott Schuttenberg	Budget Unit #:	Unassigned
Project Status:	Funded		

Description:

Replace security camera systems at the Ice Haus, Rec Center and Family Fun Plex. are over 10 years old.

Discussion of Progress:

No additional information

Justification:

The security camera systems at the Ice Haus, Rec Center and Family Fun Plex are over 10 years old. Although we have been able to replace cameras and even recording devices the system is dated and not as functional as it could be in providing oversight as well as monitoring of the facilities. The objective would be to remap current camera locations, upgrade cameras for motion and clarity, increase history memory of recordings (currently approximately 3 weeks) and lastly have remote access. Would also like the front desk to be able to monitor cameras at the front desk with an easy to navigate screen, this would help in proactively tracking hidden areas of the buildings.

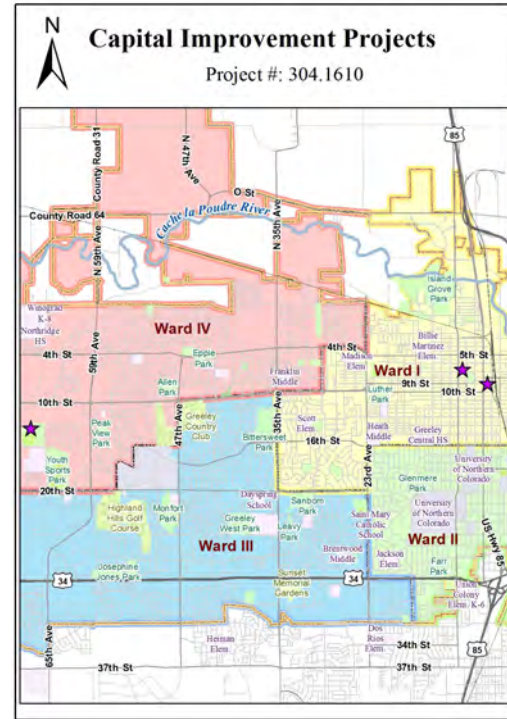
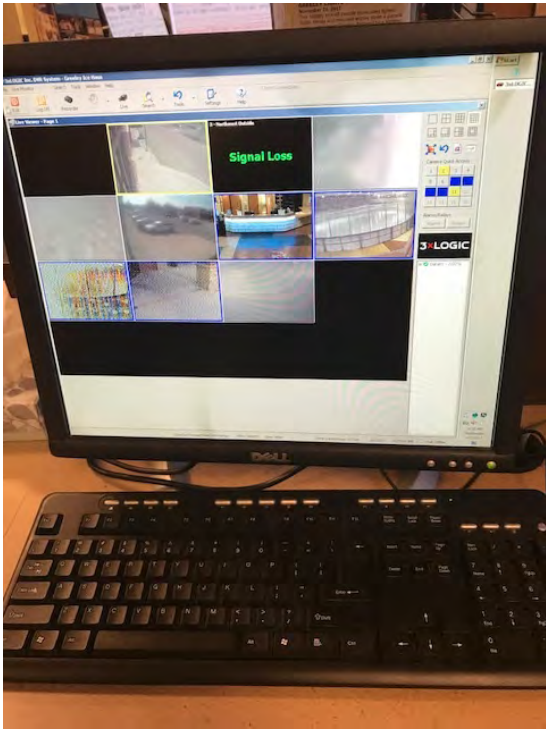
Revenue Detail:

No additional information

Impact on Operating Budget:

None

GL Account	Description	Previous 3 Years	2016 Actual	2017 Revised Budget	2018	2019	2020	2021	2022	Grand Total
Revenue										
6106	Operating Transfer From Sales And Use Tax	-	-	-	-	-	-	-	98,879	98,879
Total Revenue		-	-	-	-	-	-	-	\$98,879	\$98,879
Expense										
8202	Construction	-	-	-	-	-	-	-	88,891	88,891
8214	Legal Publications	-	-	-	-	-	-	-	100	100
8232	Project Management	-	-	-	-	-	-	-	9,888	9,888
Total Expense		-	-	-	-	-	-	-	\$98,879	\$98,879
Net Total		-	-	-	-	-	-	-	-	-



Police Station Maintenance Projects

Project Number:	14147.5	Budget Year:	2018
Division:	Facilities Management	Council Priority:	Infrastructure & Growth- Public Facilities & Equip
Project Type:	Police	Regions:	1- 16 St North/35 Ave East
Fund:	Food Tax	Location:	Police Headquarters 2875 10th Street
Project Manager:	Dale Blehm	Budget Unit #:	3040006006200942
Project Status:	Funded		

Description:

Police headquarters has an exterior wall that is separating from the main building. We are in the process of working with the structure engineer to identify corrective action. Corrective action have been provided, repairs are scheduled to be completed in early 2017 as good weather allows.

In addition, we will replace the roof-top unit on the secondary building.

Discussion of Progress:

2017 #10 Replace/install rooftop unit @ secondary building
2017 #11 HQ GENERATOR GATE REPLACE
2017 #12 PHQ REPL WALL CAPS
2017 #13 PHQ REPAINT FRONT ENTRANCE
2017 #14 PHQ RPR EXPANSION JOINTS
2017 #15 PHQ IRRIGATION
2017 #16 RTU Replacement - 2nd PHQ Building
2017 #17 Heating Unit at SWAT Bay
2018 #18 17PW010 Masonry Walls Repair on Main Bldg.
2018 #19 17PW011 Foundation Wall and Concrete Repair at PHQ
2018 #20 Replace 3 exhaust fans @ secondary building
2018 #21 Replace 6 swamp coolers @ \$11K each
2019 #22 AC Split System replace 2 large units
2019 #23 Replace 8 small units
2020 #24 Phase 1 - replace 38 Variable Air Volume (VAV) @ secondary building
2020 #25 Building automatic system upgrade (Johnson Control)
2021 #26 Phase 2 - replace 38 Variable Air Volume (VAV) @ secondary building
2022 #27 Replace commercial domestic hot water heater
2022 #28 Domestic water pressure booster
2023 #29 Replace/install 12 infrared heaters @ secondary building
2024 #30 Replace carpet @ PHQ (main level)

Justification:

Funding source is restricted to maintenance at the police station

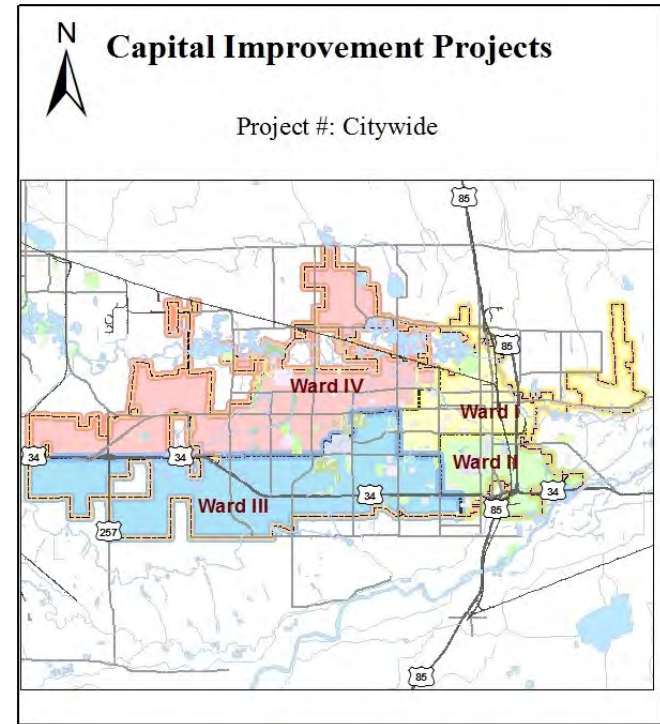
Revenue Detail:

Funding for these projects comes from the .16% sales and use tax rate. The balance after debt service on the 2005 Sales and Use Tax Revenue bonds is used for maintenance of the police station. The amount after debt service is estimated to be \$600,000. \$350,000 is used for day to day maintenance and custodial services with the balance used for major maintenance issues. This sales tax increase will expire on December 31, 2024.

Impact on Operating Budget:

None

GL Account	Description	Previous 3 Years	2016 Actual	2017 Revised Budget	2018	2019	2020	2021	2022	Grand Total
Revenue										
6108	Operating Transfer From Designated Revenue Fund	155,760	55,142	102,365	98,000	130,000	168,000	185,152	127,250	1,021,669
Total Revenue		\$155,760	\$55,142	\$102,365	\$98,000	\$130,000	\$168,000	\$185,152	\$127,250	\$1,021,669
Expense										
8202	Construction	155,226	50,258	100,415	88,100	119,900	157,900	175,052	117,150	964,001
8206	Design Fees	-	4,000	-	-	-	-	-	-	4,000
8214	Legal Publications	32	-	150	100	100	100	100	100	682
8232	Project Management	3	-	1,800	9,800	10,000	10,000	10,000	10,000	51,603
8234	Repair/Maintenance Supplies	499	884	-	-	-	-	-	-	1,383
Total Expense		\$155,760	\$55,142	\$102,365	\$98,000	\$130,000	\$168,000	\$185,152	\$127,250	\$1,021,669
Net Total		-	-	-	-	-	-	-	-	-





Transfer to Keep Greeley Moving Fund for Pavement Maintenance

Project Number:	34	Budget Year:	2018
Division:	Street Maintenance	Council Priority:	Safety- Traffic Safety
Project Type:	Street Maintenance	Regions:	0 - Multiple Wards
Fund:	Food Tax	Location:	Various Locations
Project Manager:	Pat Hill	Budget Unit #:	3040006006190930
Project Status:	Funded		

Description:

This is an operating transfer to supplement the pavement program along with the budgeted amount from Keep Greeley Moving, the sales and uses tax.

Discussion of Progress:

No additional information

Justification:

70% of food tax revenue is dedicated to maintain the quality of the city's street system of 365 miles. Recent studies and evaluations indicate a much higher level of funding is required to maintain an average PQI (pavement quality index) of 65. At the present level of funding our pavement quality is deteriorating. Even with increased funding during 2011-2015, our PQI has declined 27% from 83 in 1989 to 61 in 2014.

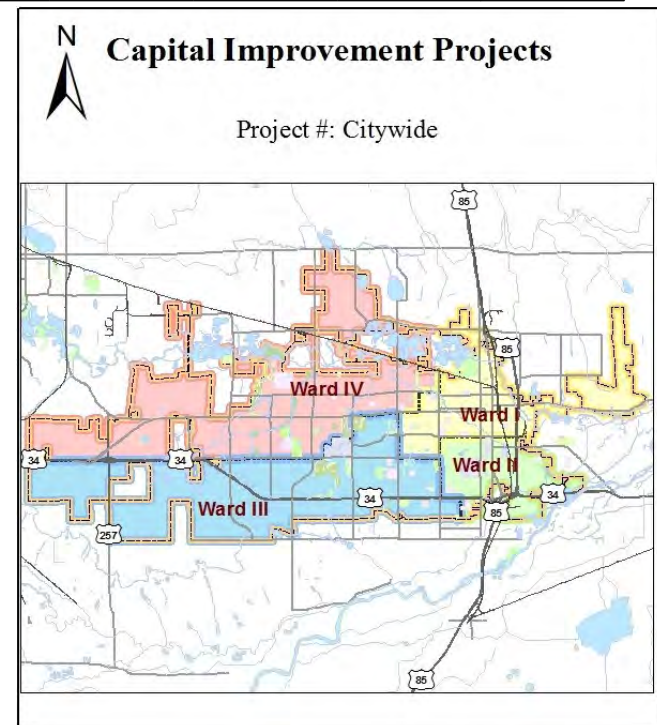
Revenue Detail:

Food Tax Revenue

Impact on Operating Budget:

None

GL Account	Description	Previous 3		2017 Revised	2018	2019	2020	2021	2022	Grand Total
		Years	2016 Actual	Budget						
Revenue										
	Fund Balance	150,539	4,961,788	-	-	-	-	-	-	5,112,327
6106	Operating Transfer From Sales And Use Tax	-	-	2,019,127	2,800,000	2,700,000	2,700,000	2,700,000	2,700,000	15,619,127
Total Revenue		\$150,539	\$4,961,788	\$2,019,127	\$2,800,000	\$2,700,000	\$2,700,000	\$2,700,000	\$2,700,000	\$20,731,454
Expense										
8216	Miscellaneous	-	-	19,127	-	-	-	-	-	19,127
8229	Professional Services	95,160	52,500	-	-	-	-	-	-	147,660
8232	Project Management	55,379	-	-	-	-	-	-	-	55,379
9321	Street Infrastructure Improvement	-	4,909,288	2,000,000	2,800,000	2,700,000	2,700,000	2,700,000	2,700,000	20,509,288
Total Expense		\$150,539	\$4,961,788	\$2,019,127	\$2,800,000	\$2,700,000	\$2,700,000	\$2,700,000	\$2,700,000	\$20,731,454
Net Total		-	-	-	-	-	-	-	-	-



Bike Path Repairs

Project Number:	724	Budget Year:	2018
Division:	Street Maintenance	Council Priority:	Image- Healthy Neighborhoods
Project Type:	Street Maintenance	Regions:	0 - Multiple Wards
Fund:	Food Tax	Location:	Sanborn Park Highland Golf Course Boomerang Golf Course 20th Street 35th Av- 47th Av
Project Manager:	Rick Dorsey	Budget Unit #:	3040006006210935
Project Status:	Funded		

Description:

This project is for the reconstruction, major and minor maintenance and improvements to the city's asphalt bike and walking paths. These paths provide the walking, riding and running public a safe travelable surface. Future work includes:

Discussion of Progress:

Path replacement was put on hold in 2016 to minimize impact on park disturbances. With the full budget in place construction can begin and end within the same year. Plans are under way and we are scheduling tentative dates as to where and when we can work at Sanborn Park and the golf courses with the least amount of interruption to citizens.

Justification:

The City has many miles of walking and bike paths that exist throughout the City. The majority of all paths are in need of major maintenance (overlay, patching, seal coating, etc.) and in some cases a total replacement is needed. Many areas are not in compliance with the ADA at corners and cross slopes. There is continuing deterioration on all of our paths with a major concern in tripping hazards and ankle twisters.

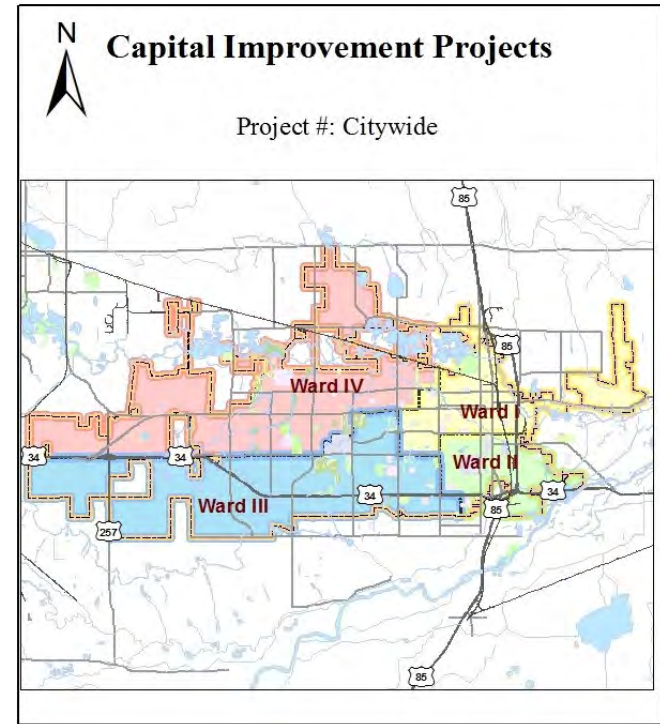
Revenue Detail:

Food Tax Revenue

Impact on Operating Budget:

None

GL Account	Description	Previous 3 Years	2016 Actual	2017 Revised Budget	2018	2019	2020	2021	2022	Grand Total
Revenue										
	Fund Balance	440,908	22,145	145,855	-	-	-	-	-	608,908
6001	Operating Transfer From General Fund	200,000	-	-	-	-	-	-	-	200,000
6106	Operating Transfer From Sales And Use Tax	-	-	144,094	200,000	200,000	200,000	200,000	200,000	1,144,094
Total Revenue		\$640,908	\$22,145	\$289,949	\$200,000	\$200,000	\$200,000	\$200,000	\$200,000	\$1,953,002
Expense										
8202	Construction	548,472	-	290,259	179,900	179,900	179,900	179,900	179,900	1,738,231
8214	Legal Publications	82	34	-	100	100	100	100	100	616
8216	Miscellaneous	245	-	-810	-	-	-	-	-	-565
8228	Printing, Copying	-	-	500	-	-	-	-	-	500
8232	Project Management	90,124	22,111	-	20,000	20,000	20,000	20,000	20,000	212,235
8240	Testing And Inspection	1,986	-	-	-	-	-	-	-	1,986
Total Expense		\$640,908	\$22,145	\$289,949	\$200,000	\$200,000	\$200,000	\$200,000	\$200,000	\$1,953,002
Net Total		-	-	-	-	-	-	-	-	-





Public Parking Lot Maintenance & Striping

Project Number:	283	Budget Year:	2018
Division:	Street Maintenance	Council Priority:	Safety- Traffic Safety
Project Type:	Street Maintenance	Regions:	0 - Multiple Wards
Fund:	Food Tax	Location:	Various Locations
Project Manager:	Pat Hill	Budget Unit #:	3040006006210929
Project Status:	Funded		

Description:

Much like the city streets, the city owned parking lots need maintenance annually. Maintenance treatments can be a minor replacement of an asphalt patch or re-striping or an improvement of an overlay, seal coating, drainage improvement or a minor reconstruction. A full audit of the parking lot system is done each year to determine the most critical needs.

2017 Senior Center Parking Lot. Delay to 2018.

Fire station #5.

2018 "A" Street Parking - Overlay and Concrete Drain pans and repair

2019 "A" Street Parking Finish - Overlay and Concrete Drain pans and repair

Centennial Pool

2020 Centennial Pool Parking lot

2021 Centennial Pool Parking lot

2022 Highland Golf Course

2022 Highland Golf Course

2021 Centennial Pool Parking lot

Highland Golf Course

2022 Highland Golf Course

Discussion of Progress:

Parking lots for 2017 are Fire Station No. 5. and Funplex.

Parking lots previously worked on include:

2016

First United Methodist Church Parking Lot , Salzmans Parking Lot, Armory Parking Lot

Justification:

The aging infrastructure continues to be an issue for parking and miscellaneous surfaces. There are 86+ locations in the City of Greeley with over 365,000 square yards to maintain at a value of \$12,500,000 M. Sites throughout the city need annual maintenance and improvements. The annual every 4th year study in December of 2016 indicates is a great need for maintenance such as striping, seal coating, and patching along with overlay and total reconstruction. Back Log of \$2,900,000.

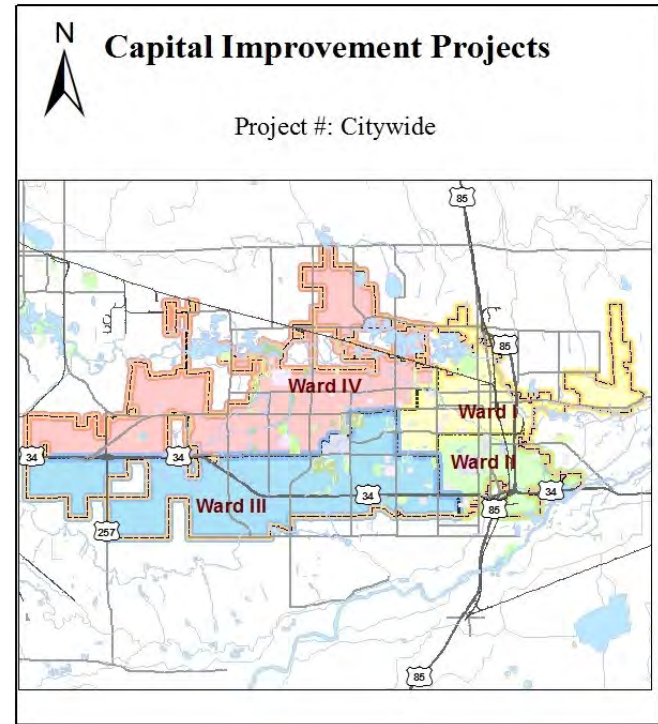
Revenue Detail:

Keep Greeley Moving

Impact on Operating Budget:

None

GL Account	Description	Previous 3 Years	2016 Actual	2017 Revised Budget	2018	2019	2020	2021	2022	Grand Total
Revenue										
	Fund Balance	84,383	86,145	-	-	-	-	-	-	170,529
6106	Operating Transfer From Sales And Use Tax	-	-	96,734	298,255	248,276	273,287	248,364	280,815	1,445,731
Total Revenue		\$84,383	\$86,145	\$96,734	\$298,255	\$248,276	\$273,287	\$248,364	\$280,815	\$1,616,260
Expense										
8202	Construction	84,383	85,387	86,000	268,329	223,348	245,858	223,428	252,633	1,469,366
8203	Construction - City Depts	-	-	10,000	-	-	-	-	-	10,000
8214	Legal Publications	-	-	-	100	100	100	100	100	500
8216	Miscellaneous	-	-	734	-	-	-	-	-	734
8232	Project Management	-	758	-	29,826	24,828	27,329	24,836	28,082	135,659
Total Expense		\$84,383	\$86,145	\$96,734	\$298,255	\$248,276	\$273,287	\$248,364	\$280,815	\$1,616,260
Net Total		-	-	-	-	-	-	-	-	-





Fiber Optic Switch Replacement

Project Number:	304.1714	Budget Year:	2018
Division:	Transportation Services	Council Priority:	Infrastructure & Growth- Public Facilities & Equip
Project Type:	Street Maintenance	Regions:	0 - Multiple Wards
Fund:	Food Tax	Location:	Various Locations
Project Manager:	Eric Bracke	Budget Unit #:	Unassigned
Project Status:	Funded		

Description:

This project is to replace 125 traffic signals that is used to conduct Traffic operations over approximately 30 miles of fiber optic communication. Each cabinet has switches and routers move the traffic signal operations through a central control facility located a the A Street Complex. A router and switch have approximately a 5 year life, and our current switches are in need of replacement and upgraded security. The IT department has also requested a switch replacement program that would enhance our and the city's digital security.

Discussion of Progress:

No additional information

Justification:

Failure to replace the switches prior to breakdown is imperative to avoid traffic communication issues. Digital security is always a priority for the protection of proprietary information. The switches will be install with our preventative maintenance program. The switches need to be replaced to avoid a breakdown in operations. Switches and routers need to be replaced prior to breakdown to avoid problems.

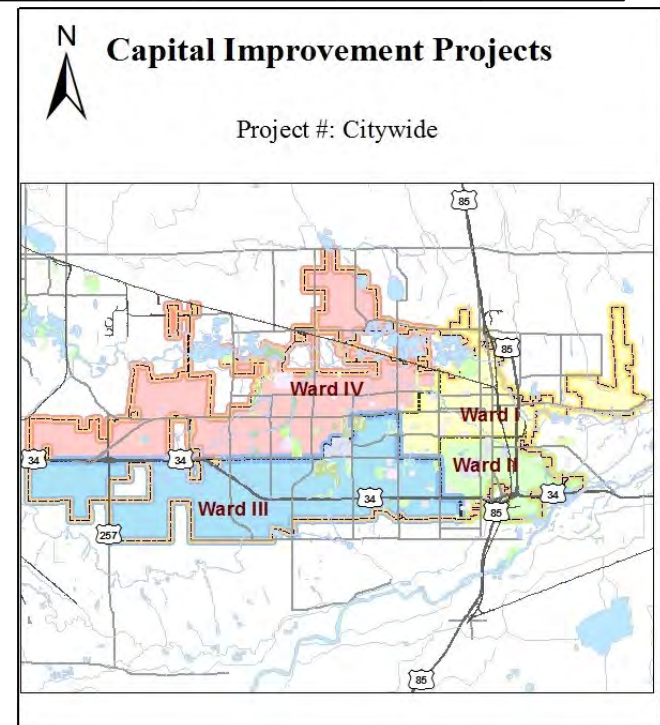
Revenue Detail:

No additional information

Impact on Operating Budget:

None

GL Account	Description	Previous 3 Years	2016 Actual	2017 Revised Budget	2018	2019	2020	2021	2022	Grand Total
Revenue										
6106	Operating Transfer From Sales And Use Tax	-	-	-	250,000	-	-	-	-	250,000
Total Revenue		-	-	-	\$250,000	-	-	-	-	\$250,000
Expense										
8202	Construction	-	-	-	232,000	-	-	-	-	232,000
8206	Design Fees	-	-	-	15,000	-	-	-	-	15,000
8232	Project Management	-	-	-	3,000	-	-	-	-	3,000
Total Expense		-	-	-	\$250,000	-	-	-	-	\$250,000
Net Total		-	-	-	-	-	-	-	-	-



Trail Capital Maintenance

Project Number:	304.1701	Budget Year:	2018
Division:	Capital Improvements	Council Priority:	Infrastructure & Growth- Environmental Infrast'r
Project Type:	Trails	Regions:	0 - Multiple Wards
Fund:	Food Tax	Location:	Citywide
Project Manager:	Eric Bloomer	Budget Unit #:	3040006004790000
Project Status:	Funded		

Description:

The City has over 30 miles of trails, including approximately 4.6 miles of the Poudre River Trail within the current City limits. The Poudre River trail is also within the Town of Windsor and Weld County. As a member of the Intergovernmental Agreement, the City must preserve the Poudre Trail within its boundaries and coordinate with the other entities to maintain the entire trail corridor. The three entities are working together to develop a long term plan for capital maintenance of this trail. In 2017, the identified amount for the Poudre River Trail within Greeley is estimated to be \$30,000. The balance of \$20,000 in 2017 will be used to conduct capital maintenance, as needed, on remaining trails within our City.

Discussion of Progress:

In 2017 the City will develop a long term capital maintenance plan for all the trails within our City

Justification:

The City has over 30 miles of trails, including approximately 4.6 miles of the Poudre River Trail within the current City limits. Budgeting \$50,000 annually, at this time, recognizes this emerging long term capital maintenance need as some of the trails are now over 20 years old.

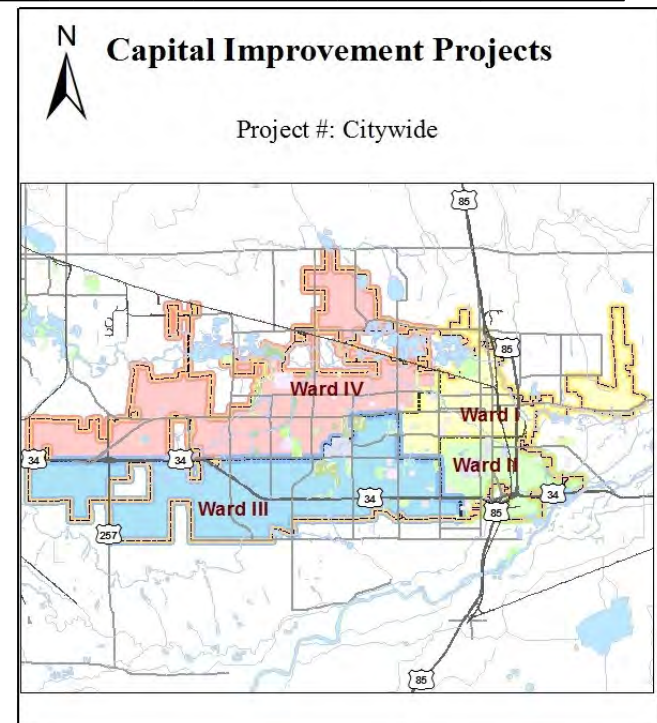
Revenue Detail:

No additional information

Impact on Operating Budget:

None

GL Account	Description	Previous 3 Years	2016 Actual	2017 Revised Budget	2018	2019	2020	2021	2022	Grand Total
Revenue										
	Fund Balance	-	-	266,940	-	-	-	-	-	266,940
6106	Operating Transfer From Sales And Use Tax	-	-	3,060	75,000	75,000	75,000	75,000	75,000	378,060
Total Revenue		-	-	\$270,000	\$75,000	\$75,000	\$75,000	\$75,000	\$75,000	\$645,000
Expense										
7455	Architectural/Engineering	-	-	200,000	-	-	-	-	-	200,000
8202	Construction	-	-	49,388	70,000	70,000	70,000	70,000	70,000	399,388
8216	Miscellaneous	-	-	612	-	-	-	-	-	612
8232	Project Management	-	-	20,000	5,000	5,000	5,000	5,000	5,000	45,000
Total Expense		-	-	\$270,000	\$75,000	\$75,000	\$75,000	\$75,000	\$75,000	\$645,000
Net Total		-	-	-	-	-	-	-	-	-



Fire Station #2 Replacement

Project Number:	383	Budget Year:	2018
Division:	Operations	Council Priority:	Infrastructure & Growth- Public Facilities & Equip
Project Type:	Replacement	Regions:	3- 10 St South/23 Ave West
Fund:	Food Tax	Location:	West of Reservoir Road & 23rd Avenue.
Project Manager:	Dale Lyman	Budget Unit #:	Unassigned
Project Status:	Unfunded		

Description:

This is for the replacement of the existing Fire Station #2 with a new building on the west end of same site (Reservoir Road/23rd Ave). The new station will accommodate the two existing fire companies and include three apparatus bays, a training room, and space for storage.

Discussion of Progress:

We based construction off of a cost of \$347 per sq ft. Project estimates were calculated using 2016 CPI and increased for a construction date of 2021.

Justification:

Fire Station 2 was constructed in 1958 and has been expanded in a random fashion several times since. The City contracted with an architectural and planning firm to evaluate a remodel versus new construction of the station. The contractor opinion is that the current station contains asbestos, that most of the mechanical systems are not code compliant, there is no public entrance and that it is generally unsafe; all of this warranting new construction. The new station will be orientated to face Reservoir Road thereby avoiding heavy traffic on 23rd Avenue and reducing the accident risk. The station should be approximately 12,200 sq. ft.

Revenue Detail:

No additional information

Impact on Operating Budget:

None

GL Account	Description	Total
Expense		
8202	Construction	7,351,063
8214	Legal Publications	100
8232	Project Management	490,767
Total Expense		\$7,841,930

Fire Station #4 Replacement

Project Number:	700	Budget Year:	2018
Division:	Operations	Council Priority:	Infrastructure & Growth- Public Facilities & Equip
Project Type:	Replacement	Regions:	1- 16 St North/35 Ave East
Fund:	Food Tax	Location:	TBD
Project Manager:	Dale Lyman	Budget Unit #:	Unassigned
Project Status:	Unfunded		

Description:

This is to replace the existing Fire Station #4, located at 2191 1st Ave, with a new building on a new site. The new station will accommodate the existing fire company with room for future expansion and will include three apparatus bays, a training room, and space for storage.

Discussion of Progress:

We based construction off of a cost of \$347 per sq ft. Project estimates were calculated using 2016 CPI and increased for a construction date of 2021.

Justification:

Station 4 was constructed in 1979. The City contracted with an architectural and planning firm to evaluate a remodel versus new construction of the station. The contractor opinion is that the current station, while structurally sound, is situated on a site much too small to accommodate a remodel or a new station. In addition, the mechanical, plumbing and electrical systems in the building have multiple deficiencies and are reaching the end of their expected life spans. The recommendation of the consultant is to find a new location, close the current station #4, and to construct a new station. The station should be approximately 11,000 sq. ft.

Revenue Detail:

No additional information

Impact on Operating Budget:

None

GL Account	Description	Total
Expense		
8202	Construction	6,712,754
8214	Legal Publications	100
8232	Project Management	442,495
Total Expense		\$7,155,349

Roof Repair - Repair Boomerang Bathroom and Pump Houses

Project Number:	14071	Budget Year:	2018
Division:	Facilities Management	Council Priority:	Infrastructure & Growth- Public Facilities & Equip
Project Type:	Building Maintenance	Regions:	4 - 10 St North/23 Ave West
Fund:	Food Tax	Location:	Boomerang Golf Course 7309 W 4th Street
Project Manager:	Terry Griebe	Budget Unit #:	Unassigned
Project Status:	Unfunded		

Description:

The 1,200 square foot roof at Boomerang bathroom and pump house is in need of replacement. Because the roof will need to be entirely rebuilt, the fascia and soffit will need to be primed and painted. These are the original buildings and roofs that were constructed in 1990.

Discussion of Progress:

No additional information

Justification:

These roofs have rotted away right through the substrate. The plywood, tar paper and shingles need replaced.

Revenue Detail:

No additional information

Impact on Operating Budget:

None

GL Account	Description	Total
Expense		
8202	Construction	12,766
8232	Project Management	1,220
Total Expense		\$13,986

Boomerang Furnace & Make-up Air Replacement

Project Number:	907	Budget Year:	2018
Division:	Facilities Management	Council Priority:	Infrastructure & Growth- Public Facilities & Equip
Project Type:	Building Maintenance	Regions:	4 - 10 St North/23 Ave West
Fund:	Food Tax	Location:	Boomerang Golf Course 7309 W 4th Street
Project Manager:	Dale Blehm	Budget Unit #:	Unassigned
Project Status:	Unfunded		

Description:

Project will replace the existing furnace for the dining area and replace the make-up air unit in the kitchen area that supplies air to the kitchen exhaust hood at Boomerang Clubhouse.

Discussion of Progress:

No additional information

Justification:

The furnace and make-up air unit are the original equipment from when the facility was built in 1991. This equipment has been repaired many times over the years and has reached its service life of 20 years. During the kitchen remodel in 2010, the furnace and make-up unit was needing replaced. At that time, funding wasn't available to complete that part of the project. To meet current building codes, the replacement of the make-up air unit will now have to be enclosed to so it is not visible from the street.

Revenue Detail:

No additional information

Impact on Operating Budget:

None

GL Account	Description	Total
Expense		
8232	Project Management	5,300
Total Expense		\$5,300

Funplex Restroom Floor Replacement

Project Number:	14074	Budget Year:	2018
Division:	Facilities Management	Council Priority:	Infrastructure & Growth- Public Facilities & Equip
Project Type:	Building Maintenance	Regions:	3- 10 St South/23 Ave West
Fund:	Food Tax	Location:	Funplex 1501 65th Avenue
Project Manager:	Dale Blehm	Budget Unit #:	Unassigned
Project Status:	Unfunded		

Description:

Repair and replace flooring in all restrooms and locker rooms. The epoxy flooring is original to the building.

Discussion of Progress:

No additional information

Justification:

Due to wet and humid conditions the flooring has separated from the sub floor. Approved funds will be used to remove and replace the original flooring.

Revenue Detail:

No additional information

Impact on Operating Budget:

None

GL Account	Description	Total
Expense		
8202	Construction	58,086
8232	Project Management	5,620
Total Expense		\$63,706

Boomerang Window Replacement and Door Caulking

Project Number:	14077	Budget Year:	2018
Division:	Facilities Management	Council Priority:	Infrastructure & Growth- Public Facilities & Equip
Project Type:	Building Maintenance	Regions:	4 - 10 St North/23 Ave West
Fund:	Food Tax	Location:	Boomerang Golf Course 7309 W 4th Street
Project Manager:	Dale Blehm	Budget Unit #:	Unassigned
Project Status:	Unfunded		

Description:

Replace the exterior doors, caulk the windows, and repair the siding at the Boomerang clubhouse.

Discussion of Progress:

No additional information

Justification:

With the building being 25 years old the doors need to be replaced and the windows weather proofed.

Revenue Detail:

No additional information

Impact on Operating Budget:

None

GL Account	Description	Total
Expense		
8202	Construction	92,694
8214	Legal Publications	100
8232	Project Management	8,980
Total Expense		\$101,774

Replacement of 7 Overhead Door Controllers at Service Center

Project Number:	14085	Budget Year:	2018
Division:	Facilities Management	Council Priority:	Infrastructure & Growth- Public Facilities & Equip
Project Type:	Building Maintenance	Regions:	1- 16 St North/35 Ave East
Fund:	Food Tax	Location:	Service Center 1300 A Street
Project Manager:	Terry Griebe	Budget Unit #:	Unassigned
Project Status:	Unfunded		

Description:

Replace aged components to insure the proper operation of seven emergency overhead doors located at the Service Center. Repairs include replacing aged components such as spring, bearing, rollers, weather stripping, upgrade photo eyes and replace operators on doors.

Discussion of Progress:

No additional information

Justification:

These components are only rated for a specific number of cycles per hour and have exceeded that in many buildings. The springs are rated for 50,000 cycles. The life cycle is 10 years, and the industry standard is that after 10 years the controller should be replaced.

Revenue Detail:

No additional information

Impact on Operating Budget:

None

GL Account	Description	Total
Expense		
8202	Construction	13,096
8232	Project Management	1,252
Total Expense		\$14,348

Roof Repair - UCCC Level E, Level D, and Ticket Office

Project Number:	14087	Budget Year:	2018
Division:	Facilities Management	Council Priority:	Infrastructure & Growth- Public Facilities & Equip
Project Type:	Building Maintenance	Regions:	1- 16 St North/35 Ave East
Fund:	Food Tax	Location:	Union Colony Civic Center 701 10th Avenue
Project Manager:	Terry Griebe	Budget Unit #:	Unassigned
Project Status:	Unfunded		

Description:

3,000 square feet for Level E and level D at UCCC are in need of replacement. Level E is a rubber roof and was last replaced in 1996. Level D is a concrete maintenance deck and needs to be resealed. Water from level C which is 4,000 square feet drains onto level D which is only 2,000 square feet. This has created large pools of water on Level D. Snow levels in the winter reach 6 feet deep. Both roofs have reached their life expectancy. The rubber roof over the ticket office was last replaced in 1996 and needs to be replaced as it has also reached the end of its life cycle

Discussion of Progress:

No additional information

Justification:

Leaks along the parapet wall, around the roof top units (RTUs) and around the expansion joints against the building are leaking. These roofs have exceeded their life expectancy. This cost estimate reflects repairs needed to the roof and the replacement of the east side of the main roof.

Revenue Detail:

No additional information

Impact on Operating Budget:

None

GL Account	Description	Total
Expense		
8202	Construction	43,254
8232	Project Management	4,180
Total Expense		\$47,434

Roof Repair - Public Works Maintenance Repairs

Project Number:	14090	Budget Year:	2018
Division:	Non-Departmental	Council Priority:	Infrastructure & Growth- Public Facilities & Equip
Project Type:	Building Maintenance	Regions:	1- 16 St North/35 Ave East
Fund:	Food Tax	Location:	Public Works Building 1001 9th Avenue
Project Manager:	Terry Griebe	Budget Unit #:	Unassigned
Project Status:	Unfunded		

Description:

The Public Works roof has reach the end of its life cycle and needs to be replaced. Holes in hard ceilings need patched and painted. Ceiling tiles that have water damage need replaced. Due to the poor condition of the roof, areas within the building required ongoing replacement of tiles. This roof is 5,000 square feet and has not been replaced since the City purchased it in 2002. It is believed that the roof was last replaced in the 70s.

Discussion of Progress:

No additional information

Justification:

This cost estimate reflects a total replacement due to the age of the roof. There have been repairs done to the existing roof, but a complete roof replacement has not been done since the City purchased the building in 2002. Roof service life or warranties are 15 to 20 years. Leaks are found nearly every time it rains or snows. There are other items on the roof that need to be removed and replaced at the same time that have impacted the budget cost of this repair.

Revenue Detail:

No additional information

Impact on Operating Budget:

None

GL Account	Description	Total
Expense		
8202	Construction	79,510
8214	Legal Publications	100
8232	Project Management	7,700
Total Expense		\$87,310

Replace Duct Work in Public Works Building

Project Number:	14091	Budget Year:	2018
Division:	Non-Departmental	Council Priority:	Infrastructure & Growth- Public Facilities & Equip
Project Type:	HVAC	Regions:	1- 16 St North/35 Ave East
Fund:	Food Tax	Location:	Public Works Building 1001 9th Avenue
Project Manager:	Troy Dart	Budget Unit #:	Unassigned
Project Status:	Unfunded		

Description:

Replace all exterior ductwork on the Public Works roof. The exterior roof ductwork system and supports are falling apart and need to be replaced. The replacement of this ductwork system will need to be done at the same time as the roof replacement or before.

Discussion of Progress:

No additional information

Justification:

Due to the age of the ductwork and being on the exterior of the building this will need to be replaced.

Revenue Detail:

No additional information

Impact on Operating Budget:

None

GL Account	Description	Total
Expense		
8202	Construction	58,086
8232	Project Management	5,620
Total Expense		\$63,706

Ice Haus Floor Replacement (Rubber Flooring)

Project Number:	14092	Budget Year:	2018
Division:	Facilities Management	Council Priority:	Infrastructure & Growth- Public Facilities & Equip
Project Type:	Parks Maintenance/Improvements	Regions:	1- 16 St North/35 Ave East
Fund:	Food Tax	Location:	Ice Haus 900 8th Avenue
Project Manager:	Dale Blehm	Budget Unit #:	Unassigned
Project Status:	Unfunded		

Description:

Replace rubber flooring in lobby area of the Ice Haus. This cost is to repair and replace damage to carpet, VCT tile, linoleum, ceramic tile, cove base and rubber sports court flooring in this building.

Discussion of Progress:

No additional information

Justification:

This rubber floor was installed new in 2005, Due the use of the facility, the floor is signs of extreme wear.

Revenue Detail:

No additional information

Impact on Operating Budget:

None

GL Account	Description	Total
Expense		
8202	Construction	136,366
8214	Legal Publications	100
8232	Project Management	13,220
Total Expense		\$149,686

Electrical Upgrade - Energy Efficient Upgrades

Project Number:	14101	Budget Year:	2018
Division:	Facilities Management	Council Priority:	Infrastructure & Growth- Public Facilities & Equip
Project Type:	Building Maintenance	Regions:	0 - Multiple Wards
Fund:	Food Tax	Location:	Various Locations
Project Manager:	Dale Blehm	Budget Unit #:	Unassigned
Project Status:	Unfunded		

Description:

This project is to upgrade electrical issues that were identified during the building audit in 2012. These items are to change and update occupancy sensors in the restrooms, office areas, and exterior lighting of the facilities for energy saving.

Discussion of Progress:

No additional information

Justification:

This building was identified during the 2012 building audit as a building envelope savings need. Energy audits assist in identifying future energy cost savings projects due to the rising energy costs. The energy saving target should be (10% to 20% on energy costs) and (60% on maintenance costs).

Revenue Detail:

No additional information

Impact on Operating Budget:

None

GL Account	Description	Total
Expense		
8202	Construction	14,101
8214	Legal Publications	100
8232	Project Management	7,500
Total Expense		\$21,701

Centennial Park - Replace Cabinet, Base, and Conduit

Project Number:	14116	Budget Year:	2018
Division:	Facilities Management	Council Priority:	Safety- Traffic Safety
Project Type:	Building Maintenance	Regions:	0 - Multiple Wards
Fund:	Food Tax	Location:	Centennial Park 23rd Avenue and Reservoir Rd
Project Manager:	Eric Bracke	Budget Unit #:	Unassigned
Project Status:	Unfunded		

Description:

23rd Ave. at Reservoir Rd- replace cabinet, base, and conduit

Discussion of Progress:

No additional information

Justification:

Revenue Detail:

No additional information

Impact on Operating Budget:

None

GL Account	Description	Total
Expense		
8232	Project Management	3,400
Total Expense		\$3,400

Replace Work Surfaces at Depot

Project Number:	304.1507	Budget Year:	2018
Division:	Facilities Management	Council Priority:	Infrastructure & Growth- Public Facilities & Equip
Project Type:	Building Maintenance	Regions:	1- 16 St North/35 Ave East
Fund:	Food Tax	Location:	Depot 902 7th Avenue
Project Manager:	Dale Blehm	Budget Unit #:	Unassigned
Project Status:	Unfunded		

Description:

Replace the hard surface materials on the counter-tops in the offices, where the hard surface materials are peeling up.

Discussion of Progress:

No additional information

Justification:

The counter-tops in the offices continue to lift making the counter-tops extremely hard to work on with the uneven surfaces.

Revenue Detail:

No additional information

Impact on Operating Budget:

None

GL Account	Description	Total
Expense		
8202	Construction	15,450
8232	Project Management	1,500
Total Expense		\$16,950

CCTV Camera Replacement

Project Number:	304.1713	Budget Year:	2018
Division:	Facilities Management	Council Priority:	Infrastructure & Growth- Public Facilities & Equip
Project Type:	Infrastructure Maintenance	Regions:	0 - Multiple Wards
Fund:	Food Tax	Location:	Various Locations
Project Manager:	Eric L. Bracke	Budget Unit #:	Unassigned
Project Status:	Unfunded		

Description:

The traffic division operates 20 CCTV cameras (Closed-circuit television, also known as video surveillance) as part of their traffic operations program. These cameras are used are all analog operation and this particular program would change out to digital cameras. The cameras are used to monitor traffic, produce images for traveler web page, and used in emergencies such as snow and floods. Several of the cameras are old and need replacement while the others need to be upgraded to better quality and management capabilities

Discussion of Progress:

Justification:

The world has become digital, and there is a higher expectation from the public for high quality imaging of traffic conditions and dispersement of traveler information. Under our existing system, this is difficult if not impossible to provide. Newer and better cameras will produce higher quality images and management capabilities.

Revenue Detail:

No additional information

Impact on Operating Budget:

None

GL Account	Description	Total
Expense		
8202	Construction	125,000
8206	Design Fees	45,000
8229	Professional Services	10,000
8232	Project Management	5,000
Total Expense		\$185,000

ADA - Recreation Center Locker Rooms remodel

Project Number:	304.1727	Budget Year:	2018
Division:	Facilities Management	Council Priority:	Infrastructure & Growth- Public Facilities & Equip
Project Type:	ADA	Regions:	1- 16 St North/35 Ave East
Fund:	Food Tax	Location:	Recreation Center
Project Manager:	Dale Blehm	Budget Unit #:	Unassigned
Project Status:	Unfunded		

Description:

This project will include a complete remodel of the men's and women locker rooms. Provide new sinks , toilets and urinals. Locker rooms flooring to be provide will be should non-slip materials in all areas including the shower areas.

Discussion of Progress:

No additional information

Justification:

Project is needed to accessible locker room to meet ADA Standards by providing accessible showers, sinks, toilets, urinals and changing areas.

Revenue Detail:

No additional information

Impact on Operating Budget:

None

GL Account	Description	Total
Expense		
8202	Construction	400,000
Total Expense		\$400,000

ADA - Boomerang Golf Fairway Restroom Replacements (2 x \$250,000 ea.)

Project Number:	304.1728	Budget Year:	2018
Division:	Facilities Management	Council Priority:	Infrastructure & Growth- Public Facilities & Equip
Project Type:	ADA	Regions:	3- 10 St South/23 Ave West
Fund:	Food Tax	Location:	Boomerang Golf Course at 7309 W. 4th Street
Project Manager:	Dale Blehm	Budget Unit #:	Unassigned
Project Status:	Unfunded		

Description:

Project would replace two golf course fairway restrooms to meet current ADA Standards. Restrooms currently only open during spring and summer month.

Discussion of Progress:

No additional information

Justification:

These restrooms are original restrooms to the golf course which are in need of replacement in order to provide restrooms for the customers and meet current ADA Standards.

Revenue Detail:

No additional information

Impact on Operating Budget:

None

GL Account	Description	Total
Expense		
8202	Construction	500,000
Total Expense		\$500,000

ADA - UCCC Monfort Hall Dressing Rooms

Project Number:	304.1729	Budget Year:	2018
Division:	Facilities Management	Council Priority:	Infrastructure & Growth- Public Facilities & Equip
Project Type:	ADA	Regions:	1- 16 St North/35 Ave East
Fund:	Food Tax	Location:	UCCC Monfort Concert Hall
Project Manager:	Dale Blehm	Budget Unit #:	Unassigned
Project Status:	Unfunded		

Description:

Project will include a complete remodel of all the dressing rooms that service the Monfort theater. These dressing rooms and restrooms including the shower areas need remodel update to accommodate the contracted vendors needs.

Discussion of Progress:

No additional information

Justification:

The remodel of the existing dressing rooms would be to provide the necessary up-grade the performance vendors request and meet current ADA Standards.

Revenue Detail:

No additional information

Impact on Operating Budget:

None

GL Account	Description	Total
Expense		
8202	Construction	15,099
Total Expense		\$15,099

ADA - UCCC Ticket Office Accessibility

Project Number:	304.1730	Budget Year:	2018
Division:	Facilities Management	Council Priority:	Infrastructure & Growth- Public Facilities & Equip
Project Type:	ADA	Regions:	1- 16 St North/35 Ave East
Fund:	Food Tax	Location:	UCCC Monfort Concert Hall
Project Manager:	Dale Blehm	Budget Unit #:	Unassigned
Project Status:	Unfunded		

Description:

This project will remodel the entrance and office area need to provide accessibility to the ticket windows and increase the work area of the staff that work out of this area.

Discussion of Progress:

No additional information

Justification:

This project will provide accessibility to the ticket windows and increase the staff work space to accommodate the needs for the customers

Revenue Detail:

No additional information

Impact on Operating Budget:

None

GL Account	Description	Total
Expense		
8202	Construction	350,999
Total Expense		\$350,999

Monfort Concert Hall - Lighting Improvements

Project Number:	897	Budget Year:	2018
Division:	Facilities Management	Council Priority:	Infrastructure & Growth- Public Facilities & Equip
Project Type:	Building Maintenance	Regions:	1- 16 St North/35 Ave East
Fund:	Food Tax	Location:	Union Colony Civic Center 701 10th Avenue
Project Manager:	Jason Evenson	Budget Unit #:	Unassigned
Project Status:	Unfunded		

Description:

Add a lighting hanging position over the pit, to facilitate this purchase 2 additional chain motors and a chain motor controller, 40 feet of box truss, associated extension cable and rigging supplies. Install a balcony rail position on the 1st balcony bull nose.

Discussion of Progress:

No additional information

Justification:

Adding a lighting position over the pit would increase the ability to adequately light activity happening on or in the orchestra pit. Adding a balcony rail position would provide a ""required"" lighting position and we could stop putting lighting equipment in the sound area that blocks paying customers from seeing what's happening on the pit. This project is 50% new and 50% rehabilitation of what should have been installed when the facility was opened.

Revenue Detail:

No additional information

Impact on Operating Budget:

None

GL Account	Description	Total
Expense		
8202	Construction	86,660
8214	Legal Publications	100
8232	Project Management	7,200
Total Expense		\$93,960

37th Ave Ct and 10th St Signal Rebuild

Project Number:	304.1748	Budget Year:	2018
Division:	Transportation Services	Council Priority:	Safety- Traffic Safety
Project Type:	Street Maintenance	Regions:	0 - Multiple Wards
Fund:	Food Tax	Location:	37th Ave Ct and 10th St
Project Manager:	Eric Bracke	Budget Unit #:	Unassigned
Project Status:	Unfunded		

Description:

Replacement of poles and mast arms for the eastbound and westbound traffic so that protected/permitted left turns can be added to the intersection.

Discussion of Progress:

No additional information

Justification:

Eastbound and westbound left turns currently experience backups and delays at this intersection due to lack of left turn phasing on the traffic signals. The existing poles and mast arms lack sufficient length and structural integrity to allow additional heads and phasing.

Revenue Detail:

No additional information

Impact on Operating Budget:

None

GL Account	Description	Total
Expense		
8202	Construction	130,000
8232	Project Management	5,000
Total Expense		\$135,000

Park Shop Relocation/Replacement

Project Number:	304.1609	Budget Year:	2018
Division:	Parks-Culture, Parks & Recreation	Council Priority:	Infrastructure & Growth- Public Facilities & Equip
Project Type:	Parks Maintenance/Improvements	Regions:	0 - Multiple Wards
Fund:	Food Tax	Location:	Site to be determined - Island Grove Park is an option but additional property expansion is needed
Project Manager:	Sarah Boyd	Budget Unit #:	Unassigned
Project Status:	Unfunded		

Description:

Replace antiquated and undersized Parks shop and Administration Offices

Discussion of Progress:

No additional information

Justification:

Revenue Detail:

No additional information

Impact on Operating Budget:

None

GL Account	Description	Total
Expense		
8202	Construction	4,500,000
8214	Legal Publications	100
8232	Project Management	300,000
Total Expense		\$4,800,100

UCCC Power Split

Project Number:	304.1612	Budget Year:	2018
Division:	Parks-Culture, Parks & Recreation	Council Priority:	Infrastructure & Growth- Public Facilities & Equip
Project Type:	Parks Maintenance/Improvements	Regions:	1- 16 St North/35 Ave East
Fund:	Food Tax	Location:	Union Colony Civic Center 701 10th Avenue
Project Manager:	Neal Johnson	Budget Unit #:	Unassigned
Project Status:	Unfunded		

Description:

This project initially proposed in 2007 would separate the power currently shared between the UCCC and the Downtown Recreation Center. Increasing the capacity in both buildings and allowing the UCCC to expand its electrical service and bring in larger shows. Run new power supply lines from 11th Avenue in to the UCCC, install new pad mounted transformers, install new service gear, metering, and install new power disconnects.

Discussion of Progress:

No additional information

Justification:

Revenue Detail:

No additional information

Impact on Operating Budget:

None

GL Account	Description	Total
Expense		
8202	Construction	1,546,029
8214	Legal Publications	100
8232	Project Management	150,100
Total Expense		\$1,696,229

UCCC Acoustic Panel Replacements

Project Number:	304.1615	Budget Year:	2018
Division:	Parks-Culture, Parks & Recreation	Council Priority:	Infrastructure & Growth- Public Facilities & Equip
Project Type:	Parks Maintenance/Improvements	Regions:	1- 16 St North/35 Ave East
Fund:	Food Tax	Location:	Union Colony Civic Center 701 10th Avenue
Project Manager:	Neal Johnson	Budget Unit #:	Unassigned
Project Status:	Unfunded		

Description:

Update and/or replace the existing customized acoustical panel systems. The existing custom system in place (original from 1988) is beginning to break down and is costly to repair.

Discussion of Progress:

No additional information

Justification:

Revenue Detail:

No additional information

Impact on Operating Budget:

None

GL Account	Description	Total
Expense		
8202	Construction	50,000
8232	Project Management	1,000
Total Expense		\$51,000

UCCC Theatrical LEDS Replacement

Project Number:	304.1616	Budget Year:	2018
Division:	Parks-Culture, Parks & Recreation	Council Priority:	Infrastructure & Growth- Public Facilities & Equip
Project Type:	Parks Maintenance/Improvements	Regions:	1- 16 St North/35 Ave East
Fund:	Food Tax	Location:	Union Colony Civic Center 701 10th Avenue
Project Manager:	Neal Johnson	Budget Unit #:	Unassigned
Project Status:	Unfunded		

Description:

Replace the most commonly used theatrical lighting fixtures in Monfort Concert Hall and Hensel Phelps Theatre with LED fixtures. Substantially reducing electrical use, reducing heat loads in the buildings (and subsequently air conditioning reductions and savings), as well as labor and replacement cost savings from the extended lamp life of an LED compared with conventional lamps.

Discussion of Progress:

No additional information

Justification:

Revenue Detail:

No additional information

Impact on Operating Budget:

None

GL Account	Description	Total
Expense		
8202	Construction	500,000
8214	Legal Publications	100
8232	Project Management	60,100
Total Expense		\$560,200

UCCC Digital Projector Replacements

Project Number:	304.1617	Budget Year:	2018
Division:	Parks-Culture, Parks & Recreation	Council Priority:	Infrastructure & Growth- Public Facilities & Equip
Project Type:	Capital Equipment	Regions:	1- 16 St North/35 Ave East
Fund:	Food Tax	Location:	Union Colony Civic Center 701 10th Avenue
Project Manager:	Neal Johnson	Budget Unit #:	Unassigned
Project Status:	Unfunded		

Description:

Replace current unmatched analog and SD projectors with new, matching, HD 4K projector, 14,000 lumens, minimum.

Discussion of Progress:

No additional information

Justification:

Revenue Detail:

No additional information

Impact on Operating Budget:

None

GL Account	Description	Total
Expense		
8202	Construction	155,529
8214	Legal Publications	100
8232	Project Management	15,100
Total Expense		\$170,729

UCCC Video Security System

Project Number:	902	Budget Year:	2018
Division:	Parks-Culture, Parks & Recreation	Council Priority:	Infrastructure & Growth- Public Facilities & Equip
Project Type:	Parks Maintenance/Improvements	Regions:	1- 16 St North/35 Ave East
Fund:	Food Tax	Location:	Union Colony Civic Center 701 10th Avenue
Project Manager:	Jason Evenson	Budget Unit #:	Unassigned
Project Status:	Unfunded		

Description:

Hire a vendor to design and install a video security system at the UCCC.

Discussion of Progress:

No additional information

Justification:

Frequently there are only two or three paid staff working large events at the UCCC, frequently from isolated remote positions in the building. At times it is impossible for them to see what is happening at the entrances to the building during that event. It is important for the security of the building for the staff to be aware of what is happening in the hallways, entries, and other areas of the building without leaving their assigned locations.

Revenue Detail:

No additional information

Impact on Operating Budget:

None

GL Account	Description	Total
Expense		
8202	Construction	103,000
8214	Legal Publications	100
8232	Project Management	10,000
Total Expense		\$113,100

Island Grove - Event Center - LED Conversion

Project Number:	14026	Budget Year:	2018
Division:	Parks-Culture, Parks & Recreation	Council Priority:	Infrastructure & Growth- Public Facilities & Equip
Project Type:	Parks Maintenance/Improvements	Regions:	1- 16 St North/35 Ave East
Fund:	Food Tax	Location:	Island Grove Event Center 425 N 25th Avenue
Project Manager:	Tom Welch	Budget Unit #:	Unassigned
Project Status:	Unfunded		

Description:

Replace 170 existing lighting fixtures with new LED fixtures.

Discussion of Progress:

No additional information

Justification:

High energy cost gives this project an 88 month payback. The electrical bill in 2013 was \$103,000 and this could potentially reduce the City electrical bill by \$25,000 per year with an 8 year payback. The Xcel rebate could cover the \$20,000 labor cost.

Revenue Detail:

No additional information

Impact on Operating Budget:

None

GL Account	Description	Total
Expense		
8202	Construction	169,326
8214	Legal Publications	100
8232	Project Management	16,420
Total Expense		\$185,846

Island Grove - Arena Parking Lot Paving Repairs

Project Number:	14031	Budget Year:	2018
Division:	Parks-Culture, Parks & Recreation	Council Priority:	Safety- Traffic Safety
Project Type:	Parks Maintenance/Improvements	Regions:	1- 16 St North/35 Ave East
Fund:	Food Tax	Location:	Island Grove Arena 600 N 14th Avenue
Project Manager:	Tom Welch	Budget Unit #:	Unassigned
Project Status:	Unfunded		

Description:

Overlay and stripe main arena parking lot. Some areas will need to be replaced.

Discussion of Progress:

No additional information

Justification:

Heavy use of parking area by several regional agencies for training is taking a toll on this lot. This was last overlaid in early 90s. Heavy equipment used by Greeley Police, Greeley Fire, Public Works Weld County and the National Guard for training because it is one of the few parking lots in Greeley without islands. In addition, the carnival sits on this parking lot which causes additional wear and tear.

Revenue Detail:

No additional information

Impact on Operating Budget:

None

GL Account	Description	Total
Expense		
8202	Construction	508,196
8214	Legal Publications	100
8232	Project Management	49,320
Total Expense		\$557,616

Museum Exhibit Production Efficiency

Project Number:	387	Budget Year:	2018
Division:	Parks-Culture, Parks & Recreation	Council Priority:	Infrastructure & Growth- Public Facilities & Equip
Project Type:	Parks Maintenance/Improvements	Regions:	1- 16 St North/35 Ave East
Fund:	Food Tax	Location:	Centennial Village 1475 A Street
Project Manager:	TBD	Budget Unit #:	Unassigned
Project Status:	Unfunded		

Description:

This project provides for an electric scissor lift to reach high ceilings, additional electrical outlets, rewiring non-track lights into an accessible switch and prep for LEDs, repair pipes in the east gallery, add solar powered lights to lobby and atrium, retrofit track lights in Mezzanine gallery and Monfort House at Centennial Village with LED, add cabinets in Shipping & Receiving for the storage of exhibit material and exhibit production material.

Discussion of Progress:

No additional information

Justification:

This project will complete the retrofitting of all the museum’s track lighting with LEDs and should save us another \$400/year plus the savings in staff time changing and purchasing light bulbs (12 yrs. vs. 18 mos.). Further, adding solar lights to the atrium and skylight will be cost effective in energy savings and bulb replacement which currently costs \$160/each. There are a variety of electric wiring that will be accomplished to increase staff efficiency and will make us ADA-accessible for staff members. Currently light switches that are not on the main switch requires a long stick to turn off. The pipe joint replacement will ensure that a faulty part will not cause damage to artifacts on exhibit. The current lift we use was recently broken and is fixed enough to be able to use it but will likely not last another year. Cabinetry will allow more exhibit materials to be purchased in bulk reducing costs.

Revenue Detail:

No additional information

Impact on Operating Budget:

None

GL Account	Description	Total
Expense		
8202	Construction	59,225
8232	Project Management	5,750
Total Expense		\$64,975

Relocate Shell to Dock at UCCC

Project Number:	719	Budget Year:	2018
Division:	Parks-Culture, Parks & Recreation	Council Priority:	Infrastructure & Growth- Public Facilities & Equip
Project Type:	Parks Maintenance/Improvements	Regions:	1- 16 St North/35 Ave East
Fund:	Food Tax	Location:	Union Colony Civic Center 701 10th Avenue
Project Manager:	Jason Evenson	Budget Unit #:	Unassigned
Project Status:	Unfunded		

Description:

Enlarge the doors in the upstage wall of the Monfort Concert Hall stage so the orchestra shell walls can be taken out of the backstage theatre wings when they are not being used. See attached documentation.

Discussion of Progress:

No additional information

Justification:

Having the shell always stored on stage left is a safety problem for performers who must navigate that area backstage during a show, in the near dark, and not run into the shell. The shell storage onstage is a violation of more than six large road show contracts each year. For larger shows, it also takes up valuable backstage area for sets, sound and lighting equipment, and costume quick changes for performers. This estimate generated by UCCC staff.

Revenue Detail:

No additional information

Impact on Operating Budget:

None

GL Account	Description	Total
Expense		
8202	Construction	120,120
8214	Legal Publications	100
8232	Project Management	10,400
Total Expense		\$130,620

Irrigation System Replacement - Allen Park

Project Number:	304.1521	Budget Year:	2018
Division:	Parks-Culture, Parks & Recreation	Council Priority:	Infrastructure & Growth- Public Facilities & Equip
Project Type:	Irrigation	Regions:	4 - 10 St North/23 Ave West
Fund:	Food Tax	Location:	Allen Park 47th Avenue and W 9th Street
Project Manager:	Andy McRoberts	Budget Unit #:	Unassigned
Project Status:	Unfunded		

Description:

Replace irrigation system for 7 acre park turf

Discussion of Progress:

No additional information

Justification:

Irrigation system will reach the end of its programed useful life.

Revenue Detail:

No additional information

Impact on Operating Budget:

None

GL Account	Description	Total
Expense		
8202	Construction	252,350
8214	Legal Publications	100
8232	Project Management	24,500
Total Expense		\$276,950

Delta Park Basketball Courts (Asphalt to Concrete)

Project Number:	304.1523	Budget Year:	2018
Division:	Parks-Culture, Parks & Recreation	Council Priority:	Infrastructure & Growth- Public Facilities & Equip
Project Type:	Building Maintenance	Regions:	2- 16 St South/23 Ave East
Fund:	Food Tax	Location:	Delta Park
Project Manager:	Andy McRoberts	Budget Unit #:	Unassigned
Project Status:	Unfunded		

Description:

Replace asphalt basketball courts with concrete courts

Discussion of Progress:

No additional information

Justification:

Constant repairs to asphalt courts is becoming costly on a yearly basis. Safety is an issue.

Revenue Detail:

No additional information

Impact on Operating Budget:

None

GL Account	Description	Total
Expense		
8202	Construction	102,999
8214	Legal Publications	100
8232	Project Management	10,000
Total Expense		\$113,099

Sherwood Park Resurface Tennis Courts

Project Number:	304.1526	Budget Year:	2018
Division:	Parks-Culture, Parks & Recreation	Council Priority:	Infrastructure & Growth- Public Facilities & Equip
Project Type:	Parks Maintenance/Improvements	Regions:	3- 10 St South/23 Ave West
Fund:	Food Tax	Location:	Sherwood Park 28th Avenue and 13th Street
Project Manager:	Andy McRoberts	Budget Unit #:	Unassigned
Project Status:	Unfunded		

Description:

Resurface tennis courts

Discussion of Progress:

No additional information

Justification:

Court is reaching the end of its programmed useful life.

Revenue Detail:

No additional information

Impact on Operating Budget:

None

GL Account	Description	Total
Expense		
8202	Construction	43,260
8232	Project Management	4,200
Total Expense		\$47,460

Recreation Center Gym Floors Wood Refinishing

Project Number:	304.1532	Budget Year:	2018
Division:	Parks-Culture, Parks & Recreation	Council Priority:	Infrastructure & Growth- Public Facilities & Equip
Project Type:	Parks Maintenance/Improvements	Regions:	1- 16 St North/35 Ave East
Fund:	Food Tax	Location:	Recreation Center 651 10th Avenue
Project Manager:	Andy McRoberts	Budget Unit #:	Unassigned
Project Status:	Unfunded		

Description:

Refinish the gym maple wood floors in the main gym and auxiliary gym. Needs to be done regularly.

Discussion of Progress:

No additional information

Justification:

The gym floors at the Recreation Center are maple hardwood and require regular refinishing with a urethane surface to keep the wood from wearing and to provide a safe and non-slip surface for players.

Revenue Detail:

No additional information

Impact on Operating Budget:

None

GL Account	Description	Total
Expense		
8202	Construction	103,000
8214	Legal Publications	100
8232	Project Management	10,000
Total Expense		\$113,100

Irrigation System Replacement - East Memorial Park

Project Number:	304.1544	Budget Year:	2018
Division:	Parks-Culture, Parks & Recreation	Council Priority:	Infrastructure & Growth- Public Facilities & Equip
Project Type:	Irrigation	Regions:	1- 16 St North/35 Ave East
Fund:	Food Tax	Location:	East Memorial Park
Project Manager:	Andy McRoberts	Budget Unit #:	Unassigned
Project Status:	Unfunded		

Description:

Irrigation System Replacement

Discussion of Progress:

No additional information

Justification:

Irrigation system will reach the end of its programed useful life.

Revenue Detail:

No additional information

Impact on Operating Budget:

None

GL Account	Description	Total
Expense		
8202	Construction	540,750
8214	Legal Publications	100
8232	Project Management	52,500
Total Expense		\$593,350

Irrigation System Replacement - Epple Park

Project Number:	304.1545	Budget Year:	2018
Division:	Parks-Culture, Parks & Recreation	Council Priority:	Infrastructure & Growth- Public Facilities & Equip
Project Type:	Irrigation	Regions:	4 - 10 St North/23 Ave West
Fund:	Food Tax	Location:	Epple Park
Project Manager:	Andy McRoberts	Budget Unit #:	Unassigned
Project Status:	Unfunded		

Description:

Irrigation System Replacement

Discussion of Progress:

No additional information

Justification:

Irrigation system will reach the end of its programed useful life.

Revenue Detail:

No additional information

Impact on Operating Budget:

None

GL Account	Description	Total
Expense		
8202	Construction	252,350
8214	Legal Publications	100
8232	Project Management	24,500
Total Expense		\$276,950

Forbes Field Parking Lot Upgrades

Project Number:	304.1547	Budget Year:	2018
Division:	Parks-Culture, Parks & Recreation	Council Priority:	Infrastructure & Growth- Public Facilities & Equip
Project Type:	Parks Maintenance/Improvements	Regions:	4 - 10 St North/23 Ave West
Fund:	Food Tax	Location:	Forbes Field 23rd Avenue and 8th Street
Project Manager:	Andy McRoberts	Budget Unit #:	Unassigned
Project Status:	Unfunded		

Description:

Upgrade parking lot from "dirt" unimproved surface

Discussion of Progress:

No additional information

Justification:

Revenue Detail:

No additional information

Impact on Operating Budget:

None

GL Account	Description	Total
Expense		
8202	Construction	205,999
8214	Legal Publications	100
8232	Project Management	20,000
Total Expense		\$226,099

Irrigation System Replacement - Boomerang Golf Course

Project Number:	304.1546	Budget Year:	2018
Division:	Golf	Council Priority:	Infrastructure & Growth- Public Facilities & Equip
Project Type:	Irrigation	Regions:	4 - 10 St North/23 Ave West
Fund:	Food Tax	Location:	Boomerang Golf Course 7309 W 4th Street
Project Manager:	Sarah Boyd	Budget Unit #:	Unassigned
Project Status:	Unfunded		

Description:

Irrigation System Replacement

Discussion of Progress:

No additional information

Justification:

Irrigation system will reach the end of its programed useful life.

Revenue Detail:

No additional information

Impact on Operating Budget:

None

GL Account	Description	Total
Expense		
8202	Construction	3,090,000
8214	Legal Publications	100
8232	Project Management	300,000
Total Expense		\$3,390,100

Playground Replacement - JB Jones Park

Project Number:	14048	Budget Year:	2018
Division:	Parks	Council Priority:	Image- Quality of Life
Project Type:	Parks Maintenance/Improvements	Regions:	3- 10 St South/23 Ave West
Fund:	Food Tax	Location:	JB Jones 52nd Avenue Court
Project Manager:	Sarah Boyd	Budget Unit #:	Unassigned
Project Status:	Unfunded		

Description:

This project will replace the existing playground at JB Jones Park. Input for playground design will be collected through public engagement. Vendor will supply playground design, subsurface drainage design, playground installation, drainage installation and safety surfacing installation.

Discussion of Progress:

No additional information

Justification:

The existing playground is over 15 years old and beyond its useful life.

Revenue Detail:

No additional information

Impact on Operating Budget:

None

GL Account	Description	Total
Expense		
8202	Construction	185,806
8214	Legal Publications	100
8232	Project Management	18,020
Total Expense		\$203,926

Anna Gimmestad Replace Restrooms in Modular Building

Project Number:	304.1509	Budget Year:	2018
Division:	Parks	Council Priority:	Infrastructure & Growth- Public Facilities & Equip
Project Type:	Parks Maintenance/Improvements	Regions:	2- 16 St South/23 Ave East
Fund:	Food Tax	Location:	Anna Gimmestad Park 19th Avenue and 31st Street Road
Project Manager:	Sarah Boyd	Budget Unit #:	Unassigned
Project Status:	Unfunded		

Description:

Design/build commercial grade park restroom to replace facilities currently offered inside the youth enrichment facility.

Discussion of Progress:

No additional information

Justification:

The public restrooms located within the modular building provided by the youth enrichment program are not suitable for public use. The bathrooms are residential grade and have repeatedly been vandalized due to a lack of typical public restroom features such as vandal resistant fixtures and timed door locks. Facilities are currently unavailable due to extensive damage. An independent restroom facility is proposed to meet the needs of the neighborhood park.

Revenue Detail:

No additional information

Impact on Operating Budget:

None

GL Account	Description	Total
Expense		
8202	Construction	360,500
8214	Legal Publications	100
8232	Project Management	35,000
Total Expense		\$395,600

Anna Gimmestad Youth Enrichment Facility

Project Number:	304.1510	Budget Year:	2018
Division:	Parks	Council Priority:	Infrastructure & Growth- Public Facilities & Equip
Project Type:	Parks Maintenance/Improvements	Regions:	2- 16 St South/23 Ave East
Fund:	Food Tax	Location:	Anna Gimmestad Park 19th Avenue and 31st Street Road
Project Manager:	Sarah Boyd	Budget Unit #:	Unassigned
Project Status:	Unfunded		

Description:

Replace modular building used as classroom space for Youth Enrichment.

Discussion of Progress:

No additional information

Justification:

Existing facility is deteriorating and in need of maintenance and repair beyond what is considered a typical maintenance regimen. Youth enrichment programs continue to run out of the facility and are recommended for continuation in the community.

Revenue Detail:

No additional information

Impact on Operating Budget:

None

GL Account	Description	Total
Expense		
8202	Construction	309,000
8214	Legal Publications	100
8232	Project Management	30,000
Total Expense		\$339,100

Glenmere Park Restrooms Remodel

Project Number:	304.1512	Budget Year:	2018
Division:	Parks	Council Priority:	Infrastructure & Growth- Public Facilities & Equip
Project Type:	Parks Maintenance/Improvements	Regions:	2- 16 St South/23 Ave East
Fund:	Food Tax	Location:	Glenmere Park 14th Avenue and Glenmere Blvd
Project Manager:	Sarah Boyd	Budget Unit #:	Unassigned
Project Status:	Unfunded		

Description:

Remodel restroom facilities located below the historic gazebo. Design/architect will need to be hired to review the historic integrity of the building and decipher if the existing restrooms can be remodeled or if it will be necessary to construct a separate stand-alone facility for the park (possibly closer to the playground area).

Discussion of Progress:

No additional information

Justification:

Current restroom fixtures are over 35yrs old. Plumbing is exposed and subject to vandalism and freezing weather conditions. The lack of timed door locking mechanisms as well as adequate lighting further exposes this facility damage. Remodeling the facility will work toward providing adequate ADA accessible facilities that serve one of Greeley's most visited historic parks.

Revenue Detail:

No additional information

Impact on Operating Budget:

None

GL Account	Description	Total
Expense		
8202	Construction	205,999
8214	Legal Publications	100
8232	Project Management	20,000
Total Expense		\$226,099

Irrigation System Replacement - Leavy Park

Project Number:	304.1515	Budget Year:	2018
Division:	Parks	Council Priority:	Infrastructure & Growth- Public Facilities & Equip
Project Type:	Irrigation	Regions:	4 - 10 St North/23 Ave West
Fund:	Food Tax	Location:	Leavy Park
Project Manager:	Andy McRoberts	Budget Unit #:	Unassigned
Project Status:	Unfunded		

Description:

Replace irrigation system for 4 acre park turf area

Discussion of Progress:

No additional information

Justification:

Irrigation system has reached the end of its programmed useful life. Current system is 30+ years old.

Revenue Detail:

No additional information

Impact on Operating Budget:

None

GL Account	Description	Total
Expense		
8202	Construction	144,200
8214	Legal Publications	100
8232	Project Management	14,000
Total Expense		\$158,300

Irrigation System Replacement - Promontory Park

Project Number:	304.1516	Budget Year:	2018
Division:	Parks	Council Priority:	Infrastructure & Growth- Public Facilities & Equip
Project Type:	Irrigation	Regions:	5- Outside City
Fund:	Food Tax	Location:	Promontory Park 1630 Promontory Circle
Project Manager:	Andy McRoberts	Budget Unit #:	Unassigned
Project Status:	Unfunded		

Description:

Replace irrigation system for 23 acre park turf area

Discussion of Progress:

No additional information

Justification:

Current system was never installed to specifications. Continue to have main-line and valve issues, averaging 8 to 10 breaks per season. A major "Scale" infestation is producing valve and head deterioration.

Revenue Detail:

No additional information

Impact on Operating Budget:

None

GL Account	Description	Total
Expense		
8202	Construction	829,150
8214	Legal Publications	100
8232	Project Management	80,500
Total Expense		\$909,750

Irrigation System Replacement - Sanborn Park

Project Number:	304.1517	Budget Year:	2018
Division:	Parks	Council Priority:	Infrastructure & Growth- Public Facilities & Equip
Project Type:	Irrigation	Regions:	3- 10 St South/23 Ave West
Fund:	Food Tax	Location:	Sanborn Park W 20th Street and 28th Avenue
Project Manager:	Andy McRoberts	Budget Unit #:	Unassigned
Project Status:	Unfunded		

Description:

Replace irrigation system for 18 acre park turf

Discussion of Progress:

No additional information

Justification:

Irrigation system will reach the end of its programed useful life.

Revenue Detail:

No additional information

Impact on Operating Budget:

None

GL Account	Description	Total
Expense		
8202	Construction	648,900
8214	Legal Publications	100
8232	Project Management	63,000
Total Expense		\$712,000

Irrigation System Replacement - Meeker Museum

Project Number:	304.1520	Budget Year:	2018
Division:	Parks	Council Priority:	Infrastructure & Growth- Public Facilities & Equip
Project Type:	Irrigation	Regions:	1- 16 St North/35 Ave East
Fund:	Food Tax	Location:	Meeker Museum
Project Manager:	Andy McRoberts	Budget Unit #:	Unassigned
Project Status:	Unfunded		

Description:

Replace irrigation system for 1 acre park turf

Discussion of Progress:

No additional information

Justification:

Irrigation system will reach the end of its programmed useful life.

Revenue Detail:

No additional information

Impact on Operating Budget:

None

GL Account	Description	Total
Expense		
8202	Construction	36,050
8232	Project Management	3,500
Total Expense		\$39,550

UCCC Grand Drape Rehang/Replace

Project Number:	304.1611	Budget Year:	2018
Division:	Parks-Culture, Parks & Recreation	Council Priority:	Infrastructure & Growth- Public Facilities & Equip
Project Type:	Parks Maintenance/Improvements	Regions:	1- 16 St North/35 Ave East
Fund:	Food Tax	Location:	Union Colony Civic Center 701 10th Avenue
Project Manager:	Neal Johnson	Budget Unit #:	Unassigned
Project Status:	Unfunded		

Description:

This project would convert the currently static Grand Drape mounting to a flown line set. The replacement of the Fire Curtain would be a prerequisite to this project, as building codes have changed and the existing setup would no longer be compliant.

Discussion of Progress:

No additional information

Justification:

Revenue Detail:

No additional information

Impact on Operating Budget:

None

GL Account	Description	Total
Expense		
8202	Construction	600,999
8232	Project Management	5,100
Total Expense		\$606,099

Landscaping around pond - Youth Sports Complex

Project Number:	304.1721	Budget Year:	2018
Division:	Parks-Culture, Parks & Recreation	Council Priority:	Image- Quality of Life
Project Type:	Parks Maintenance/Improvements	Regions:	3- 10 St South/23 Ave West
Fund:	Food Tax	Location:	Youth Sports Complex, 65th Ave, Greeley, CO 80634
Project Manager:	Eric Bloomer	Budget Unit #:	Unassigned
Project Status:	Unfunded		

Description:

Removal of fence around pond and landscaped banks to provide an aesthetic and accessible amenity of the Complex.

Discussion of Progress:

No additional information

Justification:

Removal of fencing will allow the pond to be a feature of the park with fishing access. This is the only fenced-in pond within any park currently. Minimal landscaping will be needed to make the site accessible for patrons and to create a safe environment.

Revenue Detail:

No additional information

Impact on Operating Budget:

None

GL Account	Description	Total
Expense		
8202	Construction	150,000
8214	Legal Publications	100
8232	Project Management	15,000
Total Expense		\$165,100

Lincoln Park - replace electrical panels (2 x \$25,000 ea.)

Project Number:	304.1731	Budget Year:	2018
Division:	Parks-Culture, Parks & Recreation	Council Priority:	Infrastructure & Growth- Public Facilities & Equip
Project Type:	Parks Maintenance/Improvements	Regions:	1- 16 St North/35 Ave East
Fund:	Food Tax	Location:	Lincoln Park
Project Manager:	Eric Bloomer	Budget Unit #:	Unassigned
Project Status:	Unfunded		

Description:

There are two 480v supply panels with associated switch gear and equipment located in Lincoln Park to operate all the service boxes for special events. These supply panels are mounted to wooden brackets and these set-ups have been in the park for approximately 25 years and are experiencing extreme degradation. These funds will replace the support structure with powder coated steel supports, new conduit, and updated supply panels .

Discussion of Progress:

No additional information

Justification:

The wooden support structures are rotting at ground level, the plywood that is holding the supply panels has begun to rot and the panels are pulling away from the support structure. The panels themselves are rusting and need updated to current electrical codes. If these units fail there will be impacts to special events and the potential for more expensive damage to wire and components of the system, not to mention an extreme danger to citizens near the units if they fail during an event.

Revenue Detail:

No additional information

Impact on Operating Budget:

None

GL Account	Description	Total
Expense		
8202	Construction	50,000
Total Expense		\$50,000

Island Grove Arena Sound System Replacement

Project Number:	304.1744	Budget Year:	2018
Division:	Parks-Culture, Parks & Recreation	Council Priority:	Infrastructure & Growth- Public Facilities & Equip
Project Type:	Building Maintenance	Regions:	1- 16 St North/35 Ave East
Fund:	Food Tax	Location:	Island Grove Arena
Project Manager:	Tom Welch	Budget Unit #:	Unassigned
Project Status:	Unfunded		

Description:

Design and replace the existing Island Grove sound system which was installed in 2005.

Discussion of Progress:

No additional information

Justification:

This system is outdated and has horrible acoustics. The Stampede completely bypasses this system and brings in a portable system during their events.

Revenue Detail:

No additional information

Impact on Operating Budget:

None

GL Account	Description	Total
Expense		
8202	Construction	300,000
Total Expense		\$300,000

UCCC Master Plan

Project Number:	304.1733	Budget Year:	2018
Division:	Parks-Culture, Parks & Recreation	Council Priority:	Infrastructure & Growth- Public Facilities & Equip
Project Type:	Building Maintenance	Regions:	1- 16 St North/35 Ave East
Fund:	Food Tax	Location:	Union Colony Civic Center 701 10th Avenue
Project Manager:	Jason Evenson	Budget Unit #:	Unassigned
Project Status:	Unfunded		

Description:

Funds to estimate and plan the long term projects and viability of unfunded projects at the Union Colony Civic Center.

Discussion of Progress:

No additional information

Justification:

Technicians and administrators know about their specialized fields to know that certain projects are necessary to drive rentals or improve efficiency. They don't however have the estimating and construction background to price and scope major CIP projects accurately.

Revenue Detail:

No additional information

Impact on Operating Budget:

None

GL Account	Description	Total
Expense		
8202	Construction	75,999
Total Expense		\$75,999

Highland Hills Golf Parking Lot Improvements

Project Number:	304.1747	Budget Year:	2018
Division:	Parks-Culture, Parks & Recreation	Council Priority:	Infrastructure & Growth- Public Facilities & Equip
Project Type:	Building Maintenance	Regions:	3- 10 St South/23 Ave West
Fund:	Food Tax	Location:	Highland Hills Golf Course
Project Manager:	Wayne Leighton	Budget Unit #:	Unassigned
Project Status:	Unfunded		

Description:

310 ft. x 400 ft. Golf course asphalt parking lot with new striping. Total cost in 2017-\$164,657.42

Discussion of Progress:

No additional information

Justification:

No upkeep in over 30 years. Cracks are unrepairable

Revenue Detail:

No additional information

Impact on Operating Budget:

None

GL Account	Description	Total
Expense		
8202	Construction	850,999
Total Expense		\$850,999

Island Grove Arena Livestock Pen Replacements

Project Number:	304.1745	Budget Year:	2018
Division:	Parks-Culture, Parks & Recreation	Council Priority:	Infrastructure & Growth- Public Facilities & Equip
Project Type:	Building Maintenance	Regions:	1- 16 St North/35 Ave East
Fund:	Food Tax	Location:	Island Grove Arena
Project Manager:	Tom Welch	Budget Unit #:	Unassigned
Project Status:	Unfunded		

Description:

Replacement of the livestock holding pens used for rodeo stock that will be used in rodeo, cutting and roping events. Will be completed by staff over a two year period.

Discussion of Progress:

No additional information

Justification:

The existing pens were installed in the late 1980's and have reached the end of there life cycle. Many of the panels are bent/broken and have been repaired many times over the years.

Revenue Detail:

No additional information

Impact on Operating Budget:

None

GL Account	Description	Total
Expense		
8202	Construction	75,000
Total Expense		\$75,000

Centennial Village Irrigation Replacement

Project Number:	304.1735	Budget Year:	2018
Division:	Parks-Culture, Parks & Recreation	Council Priority:	Infrastructure & Growth- Public Facilities & Equip
Project Type:	Parks Maintenance/Improvements	Regions:	1- 16 St North/35 Ave East
Fund:	Food Tax	Location:	Centennial Village
Project Manager:	Jason Evenson	Budget Unit #:	Unassigned
Project Status:	Unfunded		

Description:

Replace the existing irrigation system on the 4 acre site with a system meeting the City of Greeley Parks standards, utilizing the stock parts and on the timing and control system of the Parks department.

Discussion of Progress:

No additional information

Justification:

The current system is a patchwork of commercial and consumer grade parts pieced together by staff and volunteers of the museums systems. Maintenance of the system is time consuming and inefficient. The city has professionals on staff that could be more efficient in the maintenance of this system.

Revenue Detail:

No additional information

Impact on Operating Budget:

None

GL Account	Description	Total
Expense		
8202	Construction	1,500,000
Total Expense		\$1,500,000

UCCC Monfort Concert Hall Lighting Console Replacement

Project Number:	304.1736	Budget Year:	2018
Division:	Parks-Culture, Parks & Recreation	Council Priority:	Infrastructure & Growth- Public Facilities & Equip
Project Type:	Building Maintenance	Regions:	1- 16 St North/35 Ave East
Fund:	Food Tax	Location:	UCCC Monfort Concert Hall
Project Manager:	Jason Evenson	Budget Unit #:	Unassigned
Project Status:	Unfunded		

Description:

Replace the existing lighting control console in Monfort Concert Hall to stay current with technology and remain a leader in regional entertainment venues.

Discussion of Progress:

No additional information

Justification:

Lighting technology is just like all other computer based technology and is outdated more frequently every year. Theatres that replace their equipment regularly with the updated equipment are more competitive and attract better employees that want to work on current technology.

Revenue Detail:

No additional information

Impact on Operating Budget:

None

GL Account	Description	Total
Expense		
8202	Construction	55,000
Total Expense		\$55,000

UCCC Curtain Replacement

Project Number:	304.1737	Budget Year:	2018
Division:	Parks-Culture, Parks & Recreation	Council Priority:	Infrastructure & Growth- Public Facilities & Equip
Project Type:	Building Maintenance	Regions:	1- 16 St North/35 Ave East
Fund:	Food Tax	Location:	UCCC Monfort Concert Hall
Project Manager:	Jason Evenson	Budget Unit #:	Unassigned
Project Status:	Unfunded		

Description:

Replace the curtains that hide the activities that are not intended to be seen by the patrons in the audience.

Discussion of Progress:

No additional information

Justification:

The curtain's in the theatre are treated with flame resistant chemicals and the longer the drapes are in use the dirtier and less resistant to fire they become. At some point they become a safety hazard and funding needs to be in place to replace this critical piece of equipment.

Revenue Detail:

No additional information

Impact on Operating Budget:

None

GL Account	Description	Total
Expense		
8202	Construction	100,000
Total Expense		\$100,000

UCCC Monfort Concert Hall Rigging Overhaul

Project Number:	304.1738	Budget Year:	2018
Division:	Parks-Culture, Parks & Recreation	Council Priority:	Infrastructure & Growth- Public Facilities & Equip
Project Type:	Building Maintenance	Regions:	1- 16 St North/35 Ave East
Fund:	Food Tax	Location:	UCCC Monfort Concert Hall
Project Manager:	Jason Evenson	Budget Unit #:	Unassigned
Project Status:	Unfunded		

Description:

Replace existing safety-critical components of the manual rigging system including; headblcoks, loft blocks, arbors, ropes.

Discussion of Progress:

No additional information

Justification:

As the venue approaches 40 years of usage, many of the safety-critical aspects of the manual rigging system will be do to be replaced and upgraded to meet the latest safety standards for the industry.

Revenue Detail:

No additional information

Impact on Operating Budget:

None

GL Account	Description	Total
Expense		
8202	Construction	250,999
Total Expense		\$250,999

UCCC Monfort Concert Hall Line Array Speakers

Project Number:	304.1739	Budget Year:	2018
Division:	Parks-Culture, Parks & Recreation	Council Priority:	Infrastructure & Growth- Public Facilities & Equip
Project Type:	Building Maintenance	Regions:	1- 16 St North/35 Ave East
Fund:	Food Tax	Location:	UCCC Monfort Concert Hall
Project Manager:	Jason Evenson	Budget Unit #:	Unassigned
Project Status:	Unfunded		

Description:

Replace the current line array speakers, amps and rigging with new up to date models. This would also include a new system design that would integrate better with the other technology advances that have been added through the years.

Discussion of Progress:

No additional information

Justification:

Speaker technology is always evolving. With the goal of the UCCC to be providing the best programming possible, a larger, modernized system would allow us to bring in bigger shows. New speakers would also increase the sonic quality of all the events that utilize the building. Newer doesn't mean louder, the newer technology can be aimed so overall volumes actually go down since the listener isn't confused by reflected sound.

Revenue Detail:

No additional information

Impact on Operating Budget:

None

GL Account	Description	Total
Expense		
8202	Construction	25,000
Total Expense		\$25,000

UCCC Monfort Concert Hall Electrical Raceway Dedicated Power and Data

Project Number:	304.1740	Budget Year:	2018
Division:	Parks-Culture, Parks & Recreation	Council Priority:	Infrastructure & Growth- Public Facilities & Equip
Project Type:	Building Maintenance	Regions:	1- 16 St North/35 Ave East
Fund:	Food Tax	Location:	UCCC Monfort Concert Hall
Project Manager:	Jason Evenson	Budget Unit #:	Unassigned
Project Status:	Unfunded		

Description:

Replace or alter existing electrical conduits to integrate digital controls. Separate out some circuits to add more outlets on the stage right using "drops". Replace existing drop boxes with "Socopex" connections.

Discussion of Progress:

No additional information

Justification:

As we move away from conventional fixtures, we need to have the ability to connect LED lighting technology via different methods than when the building electrical systems were originally designed. This project would convert some of the raceway circuits to powercon (a constant power connector) and adds dmx splitters with dmx drops (digital control) along multiple positions along each raceway.

Revenue Detail:

No additional information

Impact on Operating Budget:

None

GL Account	Description	Total
Expense		
8202	Construction	15,000
Total Expense		\$15,000

UCCC Monfort Concert Hall Digital Camera Replace (technology evolved)

Project Number:	304.1741	Budget Year:	2018
Division:	Parks-Culture, Parks & Recreation	Council Priority:	Infrastructure & Growth- Public Facilities & Equip
Project Type:	Building Maintenance	Regions:	1- 16 St North/35 Ave East
Fund:	Food Tax	Location:	UCCC Monfort Concert Hall
Project Manager:	Jason Evenson	Budget Unit #:	Unassigned
Project Status:	Unfunded		

Description:

Replace all of the current Image Magnification (IMAG) cameras with updated and upgraded technology. Potentially go to all human operated cameras instead of robo cameras.

Discussion of Progress:

No additional information

Justification:

Technology has evolved greatly. New cameras would increase the level of our visual package, and provide much higher quality to both the audience seeing the show but also the client that pays for us to record their show. We would be able to offer more video services for clients.

Revenue Detail:

No additional information

Impact on Operating Budget:

None

GL Account	Description	Total
Expense		
8202	Construction	75,000
Total Expense		\$75,000

UCCC Lobby Sound System Replace

Project Number:	304.1742	Budget Year:	2018
Division:	Parks-Culture, Parks & Recreation	Council Priority:	Infrastructure & Growth- Public Facilities & Equip
Project Type:	Building Maintenance	Regions:	1- 16 St North/35 Ave East
Fund:	Food Tax	Location:	UCCC Monfort Concert Hall
Project Manager:	Jason Evenson	Budget Unit #:	Unassigned
Project Status:	Unfunded		

Description:

Replace all speakers, amps and mixers for the 70v audio system in the lobby. Replace with a new user friendly and fully integrated interface too.

Discussion of Progress:

No additional information

Justification:

The lobby sound system is one of the oldest and most pieced together systems that we have. A replacement would allow us to add in functionality and quality to raise the level and flexibility of events in the lobby. This would also allow us to be more flexible with conferences and trade events, important as the new conference center begins sending events to the UCCC.

Revenue Detail:

No additional information

Impact on Operating Budget:

None

GL Account	Description	Total
Expense		
8202	Construction	50,000
Total Expense		\$50,000

UCCC Monfort Concert Hall 2nd Dock Doorway

Project Number:	304.1743	Budget Year:	2018
Division:	Parks-Culture, Parks & Recreation	Council Priority:	Infrastructure & Growth- Public Facilities & Equip
Project Type:	Building Maintenance	Regions:	1- 16 St North/35 Ave East
Fund:	Food Tax	Location:	UCCC Monfort Concert Hall
Project Manager:	Jason Evenson	Budget Unit #:	Unassigned
Project Status:	Unfunded		

Description:

Create a second roll door and adjustable dock plate to in the place where our current double dock doors are.

Discussion of Progress:

No additional information

Justification:

We regularly get requests to unload 2 trucks at a time, but with the restrictions that we have with our current door it is almost unusable. With shows getting bigger and needing to get more done fast, this would increase efficiency greatly.

Revenue Detail:

No additional information

Impact on Operating Budget:

None

GL Account	Description	Total
Expense		
8202	Construction	100,999
Total Expense		\$100,999

UCCC Fire Curtain/Upgrade to Code

Project Number:	304.1618	Budget Year:	2018
Division:	Parks-Culture, Parks & Recreation	Council Priority:	Infrastructure & Growth- Public Facilities & Equip
Project Type:	Parks Maintenance/Improvements	Regions:	1- 16 St North/35 Ave East
Fund:	Food Tax	Location:	Union Colony Civic Center 701 10th Avenue
Project Manager:	Neal Johnson	Budget Unit #:	Unassigned
Project Status:	Unfunded		

Description:

Initially sound and airflow studies would need to be conducted to determine the feasibility of bringing the Monfort Concert Hall fire curtain up to current building standards. If acceptable from a building mechanics and performance audio perspectives investigation would need to occur into installation of a permanent fire wall above the stage, and then replacement of the existing fire curtain with a new, compliant system.

Discussion of Progress:

No additional information

Justification:

Revenue Detail:

No additional information

Impact on Operating Budget:

None

GL Account	Description	Total
Expense		
8232	Project Management	10,999
Total Expense		\$10,999

Roof Repair - City Hall Roof Replacement

Project Number:	35	Budget Year:	2018
Division:	Non-Departmental	Council Priority:	Infrastructure & Growth- Public Facilities & Equip
Project Type:	Building Maintenance	Regions:	1- 16 St North/35 Ave East
Fund:	Food Tax	Location:	City Hall 1000 10th Street
Project Manager:	Terry Griebe	Budget Unit #:	Unassigned
Project Status:	Unfunded		

Description:

This project is to replace the aging roof at City Hall, this roof is in poor condition and has only minor repairs over the past few years due to roof leaks.

Discussion of Progress:

No additional information

Justification:

This cost estimate reflects a total replacement due to the age of the roof. There have been repairs done to the existing roof, but a complete roof replacement has not been done since the roof was last replaced in 1985. Roof service life or warranties are 15 to 20 years. Leaks are found nearly every time it rains or snows. This roof is 10,000 square feet.

Revenue Detail:

No additional information

Impact on Operating Budget:

None

GL Account	Description	Total
Expense		
8202	Construction	119,268
8214	Legal Publications	100
8232	Project Management	11,560
Total Expense		\$130,928

ADA - City Hall Elevator

Project Number:	37	Budget Year:	2018
Division:	Non-Departmental	Council Priority:	Image- Quality of Life
Project Type:	ADA	Regions:	1- 16 St North/35 Ave East
Fund:	Food Tax	Location:	City Hall 1000 10th Street
Project Manager:	Ziggy Moertl	Budget Unit #:	Unassigned
Project Status:	Unfunded		

Description:

The current elevator for City Hall does not meet current requirements for ADA. Construction of a new elevator would be needed to meet those requirements.

Discussion of Progress:

No additional information

Justification:

To become compliant with Federal Regulations under ADA. In 2012 the City conducted a City-wide ADA audit of all the City facilities to update the City needs to meet the new ADA requirements City-wide.

Revenue Detail:

No additional information

Impact on Operating Budget:

None

GL Account	Description	Total
Expense		
8202	Construction	528,500
8214	Legal Publications	100
8232	Project Management	45,000
Total Expense		\$573,600

HVAC - City Hall Boiler Replacement (Secondary Boiler)

Project Number:	731	Budget Year:	2018
Division:	Non-Departmental	Council Priority:	Infrastructure & Growth- Public Facilities & Equip
Project Type:	HVAC	Regions:	1- 16 St North/35 Ave East
Fund:	Food Tax	Location:	City Hall 1000 10th Street
Project Manager:	Troy Dart	Budget Unit #:	Unassigned
Project Status:	Unfunded		

Description:

In 2013, Facilities Management replaced the primary boiler at City Hall, due to the age of the primary boiler that was installed in 1993. The secondary boiler appeared to be ok at that time, but will also need to be replaced within the next few years.

Discussion of Progress:

No additional information

Justification:

Secondary boiler and heating system equipment which includes 4 pumps has exceeded its life expectancy. Service life of the boiler and pumps are 15 to 20 years. Based on the service life of this boiler system and the many repairs over the past few years the system is due to be replaced.

Replacement is needed due to the age of this building. Facility Management has done many up-grades to the heating and cooling system over the years with the boiler and pumps with the last upgrade being in 1993.

Revenue Detail:

No additional information

Impact on Operating Budget:

None

GL Account	Description	Total
Expense		
8202	Construction	76,190
8214	Legal Publications	100
8232	Project Management	7,300
Total Expense		\$83,590

Electrical Upgrade - Lighting Retrofits at City Hall & City Hall Annex

Project Number:	730	Budget Year:	2018
Division:	Non-Departmental	Council Priority:	Infrastructure & Growth- Public Facilities & Equip
Project Type:	Building Maintenance	Regions:	1- 16 St North/35 Ave East
Fund:	Food Tax	Location:	Various Locations
Project Manager:	Dale Blehm	Budget Unit #:	Unassigned
Project Status:	Unfunded		

Description:

In 2000 and 2001, City Hall and City Hall Annex lighting fixtures were retrofitted to electronic ballasts and 32 watt lamps for energy savings. Normal life expectancy is 10 years. This project would upgrade the lighting fixture lamps and ballasts to LED technology.

Discussion of Progress:

No additional information

Justification:

This building was identified during the 2012 building audit as a building needing newer energy saving technology. Energy audits assist in identifying future energy cost savings projects due to the raising energy costs. The energy saving target should be (10% to 20% on energy costs) and (60% on maintenance costs).

Revenue Detail:

No additional information

Impact on Operating Budget:

None

GL Account	Description	Total
Expense		
8202	Construction	69,618
8232	Project Management	6,060
Total Expense		\$75,678

HVAC Repair/Replacement-Variable Air Volume Boxes at City Hall Annex

Project Number:	313	Budget Year:	2018
Division:	Non-Departmental	Council Priority:	Infrastructure & Growth- Public Facilities & Equip
Project Type:	HVAC	Regions:	1- 16 St North/35 Ave East
Fund:	Food Tax	Location:	City Hall Annex 1100 10th Street
Project Manager:	Dale Blehm	Budget Unit #:	Unassigned
Project Status:	Unfunded		

Description:

VAV (variable air volume) boxes at City Hall Annex are becoming outdated, and the repair costs to maintain are more than the cost to replace the unit. This must be done to help with energy savings costs and to reduce breakdown time and loss of revenues during breakdowns. The boxes were installed in 1982. The new VAV boxes will allow adjustment of air flow from the building automation system, which will allow us to diagnose and trouble shoot maintenance issues in City Hall Annex.

Discussion of Progress:

No additional information

Justification:

Equipment in the buildings are becoming outdated and the repair costs of maintaining them are more than the cost to replace the unit. This must be done to help with energy savings costs and to reduce breakdown time and loss of revenues during breakdowns. All equipment has exceeded its life expectancy.

Revenue Detail:

No additional information

Impact on Operating Budget:

None

GL Account	Description	Total
Expense		
8202	Construction	249,230
8214	Legal Publications	100
8232	Project Management	24,100
Total Expense		\$273,430

HVAC - City Hall Baseboard Piping

Project Number:	14098	Budget Year:	2018
Division:	Non-Departmental	Council Priority:	Infrastructure & Growth- Public Facilities & Equip
Project Type:	HVAC	Regions:	1- 16 St North/35 Ave East
Fund:	Food Tax	Location:	City Hall 1000 10th Street
Project Manager:	Troy Dart	Budget Unit #:	Unassigned
Project Status:	Unfunded		

Description:

This project would replace all the exterior wall baseboard heating system. These baseboard heaters are the original system from the original construction. The piping supplying the system has been repaired many time over the past few years due to leaks because of weak pipes.

The piping is original to the building in 1969 and is becoming extremely thin and subject to breakage.

Discussion of Progress:

No additional information

Justification:

Equipment in buildings are becoming outdated and the repair costs to maintain are more than the cost to replace the unit. This must be done to help with energy savings costs and to reduce breakdown time resulting in lost revenue. All equipment has exceeded its life expectancy.

Replacement is needed due to the age of this building. Facility Management has done many up-grades to the heating and cooling system over the years with the boiler and pumps being last upgraded in 1993. Service life of the boiler and pumps are 15 to 20 years. Based on the service life of this boiler system and the many repairs over the past few years the system is due to be replaced.

Revenue Detail:

No additional information

Impact on Operating Budget:

None

GL Account	Description	Total
Expense		
8202	Construction	283,250
8214	Legal Publications	100
8232	Project Management	27,500
Total Expense		\$310,850

HVAC - Public Works 1st Floor Ductwork

Project Number:	14100	Budget Year:	2018
Division:	Non-Departmental	Council Priority:	Infrastructure & Growth- Public Facilities & Equip
Project Type:	HVAC	Regions:	1- 16 St North/35 Ave East
Fund:	Food Tax	Location:	Public Works Building 1001 9th Avenue
Project Manager:	Troy Dart	Budget Unit #:	Unassigned
Project Status:	Unfunded		

Description:

Replace 1st floor ductwork at Public Works. The current ductwork is fiber glass which is no longer allowed by code. This ductwork was previously re-done in the 80s.

Discussion of Progress:

No additional information

Justification:

Equipment in buildings are becoming outdated and the repair costs to maintain are more than the cost to replace the unit. This must be done to help with energy savings costs and to reduce breakdown time and loss of revenues during breakdowns. All equipment has exceeded its life expectancy.

Replacement is needed due to the age of this building. Facility Management has done many up-grades to the heating and cooling system over the years with the boiler and pumps being last upgraded in 1993. Service life of the boiler and pumps are 15 to 20 years. Based on the service life of this boiler system and the many repairs over the past few years the system is due to be replaced.

Revenue Detail:

No additional information

Impact on Operating Budget:

None

GL Account	Description	Total
Expense		
8202	Construction	77,250
8214	Legal Publications	100
8232	Project Management	7,500
Total Expense		\$84,850

ADA - City Hall Bathrooms

Project Number:	14057	Budget Year:	2018
Division:	Non-Departmental	Council Priority:	Image- Quality of Life
Project Type:	ADA	Regions:	1- 16 St North/35 Ave East
Fund:	Food Tax	Location:	City Hall 1000 10th Street
Project Manager:	Ziggy Moertl	Budget Unit #:	Unassigned
Project Status:	Unfunded		

Description:

The lower level male and female restrooms will be reconfigured in order to provide the correct levels of accessibility. The second floor restrooms will be completely remodeled and turned into single user restrooms in order to provide the required levels of accessibility.

Discussion of Progress:

No additional information

Justification:

The purpose of the project is to become complaint with Federal Regulations under the ADA. Both the lower and second floor restrooms do not meet the requirements of the ADA. There is also an issue with the accessible route to the restrooms. A new ADA compliant elevator will need to be constructed in order to have a completely accessible restroom. This does not indicate that we should not do the restroom upgrades as the regulations clearly state that we are required to make elements accessible to the maximum level possible.

The male restroom stall on the lower level is an incorrect size and devices are at incorrect location or height. Female restroom on the lower level have no access to stall, and the approach is too narrow. The Changing room opening is too small and has no approach. Restrooms on the second floor have a blocked route to entrance, doors are too small sinks are wrong, no accessible stalls and all devices and controls are incorrect.

Revenue Detail:

No additional information

Impact on Operating Budget:

None

GL Account	Description	Total
Expense		
8202	Construction	77,038
8214	Legal Publications	100
8232	Project Management	7,460
Total Expense		\$84,598

Roof Repair - City Hall Maintenance Repairs

Project Number:	14089	Budget Year:	2018
Division:	Non-Departmental	Council Priority:	Infrastructure & Growth- Public Facilities & Equip
Project Type:	Building Maintenance	Regions:	1- 16 St North/35 Ave East
Fund:	Food Tax	Location:	City Hall 1000 10th Street
Project Manager:	Terry Griebe	Budget Unit #:	Unassigned
Project Status:	Unfunded		

Description:

Because of roof leaks and the age of City Hall, small ceiling replacement and repairs are needed. This will repair various areas to make it water tight. This is a built up roof and the parapet wall is leaking. The roof was last replaced in 1985 and is 10,000 square feet.

Discussion of Progress:

No additional information

Justification:

This roof needs to have the parapet wall repaired and several areas in the field of the roof redone as well as the drains cleaned.

Revenue Detail:

No additional information

Impact on Operating Budget:

None

GL Account	Description	Total
Expense		
8202	Construction	8,646
8232	Project Management	820
Total Expense		\$9,466



Softball Improvement

Fund 305



2018 - 2022 Five Year Plan

305 - Softball Improvement

	2016 Actual	2017 Original Budget	2017 Revised Budget	2018	2019	2020	2021	2022	Total 2018 - 2022
Beginning Available Cash Balance	\$29,869	\$42,929	\$42,929	\$54,449	\$66,499	\$78,849	\$91,499	\$104,474	

Revenues

GL	Description	2016 Actual	2017 Original	2017	2018	2019	2020	2021	2022	2018-2022
4431	Advertising Contract	500	-	-	-	-	-	-	-	-
4811	Registration Fees	6,975	7,250	7,250	7,350	7,450	7,550	7,650	7,750	37,750
4834	Tournament Fees	5,400	4,100	4,100	4,200	4,300	4,400	4,500	4,600	22,000
56**	Investment Earnings	211	200	200	600	725	850	1,000	1,125	4,300
Total Revenue		\$13,086	\$11,550	\$11,550	\$12,150	\$12,475	\$12,800	\$13,150	\$13,475	\$64,050

Expenditures

Page	Project	Title	2016 Actual	2017 Original	2017	2018	2019	2020	2021	2022	2018 - 2022
	2053	Investment Charges	26	30	30	100	125	150	175	200	750
Total Expenditures			\$26	\$30	\$30	\$100	\$125	\$150	\$175	\$200	\$750

Ending Available Cash Balance	\$42,929	\$54,449	\$54,449	\$66,499	\$78,849	\$91,499	\$104,474	\$117,749
-------------------------------	----------	----------	----------	----------	----------	----------	-----------	-----------

2018 - 2022 Five Year Plan Comparison to Previous Budget Year

305 - Softball Improvement

	2018 Original	2018	2019 Original	2019	2020 Original	2020	2021 Original	2021	2022 Original	2022	Total 2018 - 2022 Original	2018-2022
Beginning Available Cash Balance	\$54,449	\$54,449	\$66,214	\$66,499	\$78,219	\$78,849	\$90,469	\$91,499	\$102,959	\$104,474		

Revenues

GL	Description	2018 Original	2018	2019 Original	2019	2020 Original	2020	2021 Original	2021	2022 Original	2022	2018-2022 Original	2018-2022
4811	Registration Fees	7,350	7,350	7,450	7,450	7,550	7,550	7,650	7,650	-	7,750	30,000	37,750
4834	Tournament Fees	4,200	4,200	4,300	4,300	4,400	4,400	4,500	4,500	-	4,600	17,400	22,000
56**	Investment Earnings	250	600	300	725	350	850	400	1,000	-	1,125	1,300	4,300
Total Revenue		\$11,800	\$12,150	\$12,050	\$12,475	\$12,300	\$12,800	\$12,550	\$13,150	-	\$13,475	\$48,700	\$64,050

Expenditures

Page	Project	Title	2018 Original	2018	2019 Original	2019	2020 Original	2020	2021 Original	2021	2022 Original	2022	2018-2022 Original	2018 - 2022
	2053	Investment Charges	35	100	45	125	50	150	60	175	-	200	190	750
Total Expenditures			\$35	\$100	\$45	\$125	\$50	\$150	\$60	\$175	-	\$200	\$190	\$750

Ending Available Cash Balance	\$66,214	\$66,499	\$78,219	\$78,849	\$90,469	\$91,499	\$102,959	\$104,474	\$102,959	\$117,749		
-------------------------------	----------	----------	----------	----------	----------	----------	-----------	-----------	-----------	-----------	--	--





Fire Equipment & Acquisition Replacement Fund 306



2018 - 2022 Five Year Plan

306 - Fire Equip & Acquisition Replacement

	2016 Actual	2017 Original Budget	2017 Revised Budget	2018	2019	2020	2021	2022	Total 2018 - 2022
Beginning Available Cash Balance	(\$449,540)	(\$75,617)	(\$75,617)	(\$626,914)	(\$708,624)	(\$712,652)	(\$713,152)	(\$713,653)	

Revenues

GL	Description	2016 Actual	2017 Original	2017	2018	2019	2020	2021	2022	2018-2022
4342	Intergovernmental Agreement	471,987	476,707	476,707	481,474	486,289	491,152	496,063	501,024	2,456,002
56**	Investment Earnings	3,610	1,287	1,287	1,300	1,313	1,326	1,339	1,353	6,631
5759	Other	530,088	53,524	53,524	230,728	369,181	482,809	462,696	607,665	2,153,079
5801	Sales Of Fixed Assets	17,935	-	-	-	-	-	-	-	-
5901	Loan Proceeds	673,650	-	-	-	-	-	-	-	-
5903	Lease Purchase Proceeds	-	1,130,831	1,130,831	275,834	787,451	653,132	1,050,820	1,660,469	4,427,706
Total Revenue		\$1,697,270	\$1,662,349	\$1,662,349	\$989,336	\$1,644,234	\$1,628,419	\$2,010,918	\$2,770,511	\$9,043,418

Expenditures

Page	Project	Title	2016 Actual	2017 Original	2017	2018	2019	2020	2021	2022	2018 - 2022
	418	2009 Fire Truck Lease	35,556	-	-	-	-	-	-	-	-
	306.1	2010 Fire Truck Lease	75,206	103,420	103,420	50,952	-	-	-	-	50,952
	443	2014 Suntrust(Fire)	232,232	193,436	193,436	193,436	193,436	193,436	-	-	580,308
	3800	Investment Charges	401	70	70	500	500	500	500	500	2,500
320	306	Fire Equipment & Apparatus Replacement	807,086	1,150,118	1,511,864	445,121	946,738	784,952	1,191,282	1,681,544	5,049,637
	306.6	2015 Equipment Loan	96,326	124,700	124,700	122,469	120,237	118,023	115,773	113,541	590,043
	306.7	2016 Bancorp Loan	76,541	102,055	102,055	102,055	102,055	102,055	102,055	102,055	510,275
	381	Debt Service	-	178,101	178,101	52,957	181,740	326,397	498,253	769,813	1,829,160
	306.12	2017 Signature Public	-	-	-	103,556	103,556	103,556	103,556	103,556	517,780
Total Expenditures			\$1,323,347	\$1,851,900	\$2,213,646	\$1,071,046	\$1,648,262	\$1,628,919	\$2,011,419	\$2,771,009	\$9,130,655

Ending Available Cash Balance	(\$75,617)	(\$265,168)	(\$626,914)	(\$708,624)	(\$712,652)	(\$713,152)	(\$713,653)	(\$714,151)
-------------------------------	------------	-------------	-------------	-------------	-------------	-------------	-------------	-------------

2018 - 2022 Five Year Plan Comparison to Previous Budget Year

306 - Fire Equip & Acquisition Replacement

	2018 Original	2018	2019 Original	2019	2020 Original	2020	2021 Original	2021	2022 Original	2022	Total 2018 - 2022 Original	2018-2022
Beginning Available Cash Balance	(\$626,914)	(\$626,914)	(\$626,987)	(\$708,624)	(\$627,061)	(\$712,652)	(\$627,136)	(\$713,152)	(\$627,214)	(\$713,653)		

Revenues

GL	Description	2018 Original	2018	2019 Original	2019	2020 Original	2020	2021 Original	2021	2022 Original	2022	2018-2022 Original	2018-2022
4342	Intergovernmental Agreement	481,474	481,474	486,289	486,289	491,152	491,152	496,063	496,063	-	501,024	1,954,978	2,456,002
56**	Investment Earnings	1,300	1,300	1,313	1,313	1,326	1,326	1,339	1,339	-	1,353	5,278	6,631
5759	Other	230,728	230,728	305,758	369,181	598,337	482,809	349,235	462,696	-	607,665	1,484,058	2,153,079
5903	Lease Purchase Proceeds	260,000	275,834	813,487	787,451	467,800	653,132	985,806	1,050,820	-	1,660,469	2,527,093	4,427,706
Total Revenue		\$973,502	\$989,336	\$1,606,847	\$1,644,234	\$1,558,615	\$1,628,419	\$1,832,443	\$2,010,918	-	\$2,770,511	\$5,971,407	\$9,043,418

Expenditures

Page	Project	Title	2018 Original	2018	2019 Original	2019	2020 Original	2020	2021 Original	2021	2022 Original	2022	2018-2022 Original	2018 - 2022
	306.1	2010 Fire Truck Lease	50,952	50,952	-	-	-	-	-	-	-	-	50,952	50,952
	443	2014 Suntrust(Fire)	193,436	193,436	193,436	193,436	193,436	193,436	-	-	-	-	580,308	580,308
	3800	Investment Charges	72	500	74	500	76	500	78	500	-	500	300	2,500
320	306	Fire Equipment & Apparatus Replacement	279,287	445,121	832,774	946,738	690,744	784,952	996,014	1,191,282	-	1,681,544	2,798,819	5,049,637
	306.6	2015 Equipment Loan	122,469	122,469	120,237	120,237	118,023	118,023	115,773	115,773	-	113,541	476,502	590,043
	306.7	2016 Bancorp Loan	102,055	102,055	102,055	102,055	102,055	102,055	102,055	102,055	-	102,055	408,220	510,275
	381	Debt Service	225,304	52,957	358,345	181,740	454,356	326,397	618,601	498,253	-	769,813	1,656,606	1,829,160
	306.12	2017 Signature Public	-	103,556	-	103,556	-	103,556	-	103,556	-	103,556	-	517,780
	Total Expenditures		\$973,575	\$1,071,046	\$1,606,921	\$1,648,262	\$1,558,690	\$1,628,919	\$1,832,521	\$2,011,419	-	\$2,771,009	\$5,971,707	\$9,130,655

Ending Available Cash Balance	(\$626,987)	(\$708,624)	(\$627,061)	(\$712,652)	(\$627,136)	(\$713,152)	(\$627,214)	(\$713,653)	(\$627,214)	(\$714,151)		
-------------------------------	-------------	-------------	-------------	-------------	-------------	-------------	-------------	-------------	-------------	-------------	--	--

Fire Equipment & Apparatus Replacement

Project Number:	306	Budget Year:	2018
Division:	Capital Improvements	Council Priority:	Safety- Emergency Readiness & Response
Project Type:	Capital Equipment	Regions:	0 - Multiple Wards
Fund:	Fire Equip & Acquisition Replacement	Location:	Various Locations
Project Manager:	Dale Lyman	Budget Unit #:	3060006008000000
Project Status:	Funded		

Description:

2018: CG834 2001 International 4900 Tender 4 (\$ 275,834) Alternative Response Vehicle for Squad 1 (\$150,000)

Discussion of Progress:

No additional information

Justification:

Fire Department Apparatus/Equipment Replacements, as scheduled.

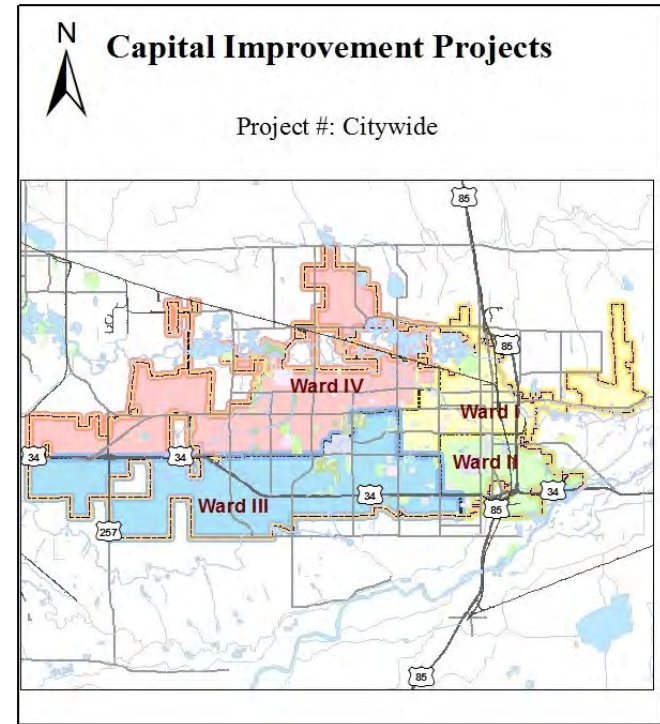
Revenue Detail:

Lease Proceeds and General Fund will be used to create the necessary fund balance.

Impact on Operating Budget:

None

GL Account	Description	Previous 3		2017 Revised	2018	2019	2020	2021	2022	Grand Total
		Years	2016 Actual	Budget						
Revenue										
	Fund Balance	1,372,737	-	981,633	-	460,449	293,800	695,219	1,180,520	4,735,081
4342	Intergovernmental Agreement	1,454,154	471,987	476,707	481,474	486,289	491,152	496,063	501,024	4,858,850
5759	Other	277,599	530,088	53,524	-	-	-	-	-	861,211
5801	Sales Of Fixed Assets	19,065	17,935	-	-	-	-	-	-	37,000
Total Revenue		\$3,123,555	\$1,020,010	\$1,511,864	\$481,474	\$946,738	\$784,952	\$1,191,282	\$1,681,544	\$10,492,142
Expense										
7362	Small Items of Equipment \$100 - \$5,000	-	-	63,972	-	-	-	-	-	63,972
7644	Equipment Pool (Fund 512)	-	-	19,287	19,287	19,287	19,866	20,462	21,075	119,264
8142	Construction and Maintenance	1,396,119	754,969	1,428,605	-	-	-	-	-	3,579,693
8144	Transportation/Vehicles	833,945	-	-	425,834	927,451	765,086	1,170,820	1,660,469	5,783,605
8149	Other	137,705	-	-	-	-	-	-	-	137,705
8232	Project Management	755,786	52,117	-	-	-	-	-	-	807,902
Total Expense		\$3,123,555	\$807,086	\$1,511,864	\$445,121	\$946,738	\$784,952	\$1,191,282	\$1,681,544	\$10,492,142
Net Total		-	\$212,924	-	\$36,353	-	-	-	-	-





Fire Protection Development

Fund 307



2018 - 2022 Five Year Plan

307 - Fire Protection Development

	2016 Actual	2017 Original Budget	2017 Revised Budget	2018	2019	2020	2021	2022	Total 2018 - 2022
Beginning Available Cash Balance	\$1,361,662	\$1,680,471	\$1,680,471	\$2,077,750	\$2,257,088	\$2,854,822	\$3,453,606	\$4,065,244	

Revenues

GL	Description	2016 Actual	2017 Original	2017	2018	2019	2020	2021	2022	2018-2022
4611	Development Fees	365,215	390,669	390,669	167,988	585,184	585,184	596,888	614,794	2,550,038
56**	Investment Earnings	15,230	7,686	7,686	13,350	14,750	16,000	17,350	18,750	80,200
Total Revenue		\$380,445	\$398,355	\$398,355	\$181,338	\$599,934	\$601,184	\$614,238	\$633,544	\$2,630,238

Expenditures

Page	Project	Title	2016 Actual	2017 Original	2017	2018	2019	2020	2021	2022	2018 - 2022
	384	Investment Charges	1,637	1,076	1,076	2,000	2,200	2,400	2,600	2,800	12,000
	307.1	Operating Transfers	60,000	-	-	-	-	-	-	-	-
Total Expenditures			\$61,637	\$1,076	\$1,076	\$2,000	\$2,200	\$2,400	\$2,600	\$2,800	\$12,000

Ending Available Cash Balance	\$1,680,471	\$2,077,750	\$2,077,750	\$2,257,088	\$2,854,822	\$3,453,606	\$4,065,244	\$4,695,988
-------------------------------	-------------	-------------	-------------	-------------	-------------	-------------	-------------	-------------

Future Projects

Page	Rank	Project	Description	Total Unfunded
326	1	169	Fire Station 8	7,593,269
Total Future Projects				\$7,593,269

2018 - 2022 Five Year Plan Comparison to Previous Budget Year

307 - Fire Protection Development

	2018 Original	2018	2019 Original	2019	2020 Original	2020	2021 Original	2021	2022 Original	2022	Total 2018 - 2022 Original	2018-2022
Beginning Available Cash Balance	\$2,077,750	\$2,077,750	\$2,253,877	\$2,257,088	\$2,432,824	\$2,854,822	\$2,768,633	\$3,453,606	\$3,138,195	\$4,065,244		

Revenues

GL	Description	2018 Original	2018	2019 Original	2019	2020 Original	2020	2021 Original	2021	2022 Original	2022	2018-2022 Original	2018-2022
4611	Development Fees	167,988	167,988	169,668	585,184	325,762	585,184	358,338	596,888	-	614,794	1,021,756	2,550,038
56**	Investment Earnings	9,464	13,350	10,789	14,750	11,682	16,000	13,051	17,350	-	18,750	44,986	80,200
Total Revenue		\$177,452	\$181,338	\$180,457	\$599,934	\$337,444	\$601,184	\$371,389	\$614,238	-	\$633,544	\$1,066,742	\$2,630,238

Expenditures

Page	Project	Title	2018 Original	2018	2019 Original	2019	2020 Original	2020	2021 Original	2021	2022 Original	2022	2018-2022 Original	2018 - 2022
	384	Investment Charges	1,325	2,000	1,510	2,200	1,635	2,400	1,827	2,600	-	2,800	6,297	12,000
Total Expenditures			\$1,325	\$2,000	\$1,510	\$2,200	\$1,635	\$2,400	\$1,827	\$2,600	-	\$2,800	\$6,297	\$12,000

Ending Available Cash Balance	\$2,253,877	\$2,257,088	\$2,432,824	\$2,854,822	\$2,768,633	\$3,453,606	\$3,138,195	\$4,065,244	\$3,138,195	\$4,695,988
-------------------------------	-------------	-------------	-------------	-------------	-------------	-------------	-------------	-------------	-------------	-------------

Future Projects

Page	Current Rank	Previous Rank	Project	Description	Total Unfunded	2018 Total Unfunded
326	1	1	169	Fire Station 8	7,593,269	7,593,269
Total Future Projects					\$7,593,269	\$7,593,269

Fire Station 8

Project Number:	169	Budget Year:	2018
Division:	Operations	Council Priority:	Safety- Emergency Readiness & Response
Project Type:	Infrastructure Maintenance	Regions:	3- 10 St South/23 Ave West
Fund:	Fire Protection Development	Location:	Area within a radius of approximately 2-3 miles of Promontory
Project Manager:	TBD	Budget Unit #:	Unassigned
Project Status:	Unfunded		

Description:

This project is for an additional fire station, staff and equipment to serve the area within a radius of approximately 2-3 miles of Promontory. This would include a three-bay fire station, one pumper truck, one ladder truck, two lieutenants, two engineers, and fire fighters per shift (salaries, benefits, overtime) to meet Rapid Intervention Crew (RIC) requirements when supporting stations are some distance away (refer to current APFA developed by Community Planning). The station will be developed on land provided by Promontory, using the basic plan used for Station #3. It will include a community room, facilities for two companies, and a small district office for Police. It will also include the initial equipment and supplies needed for the new station and new personnel.

Discussion of Progress:

No additional information

Justification:

Growth in West Greeley will produce an increasing demand for fire and Emergency Medical Services (EMS). This will be particularly important as residential units are built and as the employment corridor is developed. The closest fire station (#7) is approximately four miles from the center of the Promontory Planned Unit Development (PUD) and will be even further from development west of Highway 257. Response times from Station #7 will be well beyond the 4-5 minute target. The closest ladder truck is nearly eight miles away through heavy traffic.

Revenue Detail:

Use of Fund Balance and Development Fees

Impact on Operating Budget:

None

GL Account	Description	Total
Expense		
8202	Construction	4,296,067
8204	Contingency	429,607
8206	Design Fees	42,961
8208	Furniture, Fixtures & Equipment	257,764
8210	HAZMAT	11,255
8212	Land/Building Cost/Demolition	128,882
8214	Legal Publications	1,688
8216	Miscellaneous	56,275
8220	Moving	4,502
8222	Off-Site Improve/Development Fees	11,255
8226	Permits, Fees, Etc	214,803
8228	Printing, Copying	16,883
8232	Project Management	42,961
8234	Repair/Maintenance Supplies	11,255
8236	Soils Investigation	11,255
8238	Surveying	11,255
8240	Testing And Inspection	42,961
8242	Utility Services	128,882
8244	Capital Equipment >\$5,000	1,829,797
9301	Public Improvement Fund	42,961
Total Expense		\$7,593,269





Police Development

Fund 308



2018 - 2022 Five Year Plan

308 - Police Development

	2016 Actual	2017 Original Budget	2017 Revised Budget	2018	2019	2020	2021	2022	Total 2018 - 2022
Beginning Available Cash Balance	\$277,499	\$336,076	\$336,076	\$401,725	\$413,952	\$562,848	\$667,919	\$821,800	

Revenues

GL	Description	2016 Actual	2017 Original	2017	2018	2019	2020	2021	2022	2018-2022
4611	Development Fees	90,789	114,250	114,250	49,127	145,471	145,471	148,381	152,832	641,282
56**	Investment Earnings	2,416	1,627	1,627	3,650	4,000	5,400	6,500	8,200	27,750
Total Revenue		\$93,205	\$115,877	\$115,877	\$52,777	\$149,471	\$150,871	\$154,881	\$161,032	\$669,032

Expenditures

Page	Project	Title	2016 Actual	2017 Original	2017	2018	2019	2020	2021	2022	2018 - 2022
	347	Investment Charges	259	228	228	550	575	800	1,000	1,225	4,150
332	14148	Police Equipment	34,369	-	50,000	40,000	-	45,000	-	-	85,000
Total Expenditures			\$34,628	\$228	\$50,228	\$40,550	\$575	\$45,800	\$1,000	\$1,225	\$89,150

Ending Available Cash Balance	\$336,076	\$451,725	\$401,725	\$413,952	\$562,848	\$667,919	\$821,800	\$981,607
-------------------------------	-----------	-----------	-----------	-----------	-----------	-----------	-----------	-----------

2018 - 2022 Five Year Plan Comparison to Previous Budget Year

308 - Police Development

	2018 Original	2018	2019 Original	2019	2020 Original	2020	2021 Original	2021	2022 Original	2022	Total 2018 - 2022 Original	2018-2022
Beginning Available Cash Balance	\$401,725	\$401,725	\$452,687	\$413,952	\$504,471	\$562,848	\$602,125	\$667,919	\$709,648	\$821,800		

Revenues

GL	Description	2018 Original	2018	2019 Original	2019	2020 Original	2020	2021 Original	2021	2022 Original	2022	2018-2022 Original	2018-2022
4611	Development Fees	49,127	49,127	49,619	145,471	95,268	145,471	104,795	148,381	-	152,832	298,809	641,282
56**	Investment Earnings	2,134	3,650	2,518	4,000	2,775	5,400	3,172	6,500	-	8,200	10,599	27,750
Total Revenue		\$51,261	\$52,777	\$52,137	\$149,471	\$98,043	\$150,871	\$107,967	\$154,881	-	\$161,032	\$309,408	\$669,032

Expenditures

Page	Project	Title	2018 Original	2018	2019 Original	2019	2020 Original	2020	2021 Original	2021	2022 Original	2022	2018-2022 Original	2018 - 2022
	347	Investment Charges	299	550	353	575	389	800	444	1,000	-	1,225	1,485	4,150
332	14148	Police Equipment	-	40,000	-	-	-	45,000	-	-	-	-	-	85,000
Total Expenditures			\$299	\$40,550	\$353	\$575	\$389	\$45,800	\$444	\$1,000	-	\$1,225	\$1,485	\$89,150

Ending Available Cash Balance	\$452,687	\$413,952	\$504,471	\$562,848	\$602,125	\$667,919	\$709,648	\$821,800	\$709,648	\$981,607		
-------------------------------	-----------	-----------	-----------	-----------	-----------	-----------	-----------	-----------	-----------	-----------	--	--

Police Equipment

Project Number:	14148	Budget Year:	2018
Division:	Non-Departmental	Council Priority:	Safety- Crime Prevention & Suppression
Project Type:	Capital Equipment	Regions:	4 - 10 St North/23 Ave West
Fund:	Police Development	Location:	Police Headquarters 2875 10th Street
Project Manager:	Mark Jones	Budget Unit #:	3080006007150000
Project Status:	Funded		

Description:

license plate readers (1 in 2018, 1 in 2020)

Discussion of Progress:

No additional information

Justification:

Revenue Detail:

Police Impact (development) fees. Fees collected to offset new demand for equipment generated by new development.

Impact on Operating Budget:

None

GL Account	Description	Previous 3 Years	2016 Actual	2017 Revised Budget	2018	2019	2020	2021	2022	Grand Total
Revenue										
	Fund Balance	-	-	-	-	-	-	-	-	-
4611	Development Fees	293,420	90,789	114,250	49,127	145,471	145,471	148,381	152,832	1,139,741
Total Revenue		\$293,420	\$90,789	\$114,250	\$49,127	\$145,471	\$145,471	\$148,381	\$152,832	\$1,139,741
Expense										
7325	Clothing And Uniforms	-	-	47,500	-	-	-	-	-	47,500
7362	Small Items of Equipment \$100 - \$5,000	-	-	2,500	-	-	-	-	-	2,500
8149	Other	126,820	31,020	-	40,000	-	45,000	-	-	242,840
8232	Project Management	17,327	3,349	-	-	-	-	-	-	20,676
Total Expense		\$144,147	\$34,369	\$50,000	\$40,000	-	\$45,000	-	-	\$313,516
Net Total		\$149,273	\$56,420	\$64,250	\$9,127	\$145,471	\$100,471	\$148,381	\$152,832	\$826,225







Island Grove Development

Fund 309



2018 - 2022 Five Year Plan

309 - Island Grove Development

	2016 Actual	2017 Original Budget	2017 Revised Budget	2018	2019	2020	2021	2022	Total 2018 - 2022
Beginning Available Cash Balance	(\$232,774)	(\$280,858)	(\$280,858)	(\$210,876)	(\$128,009)	(\$37,789)	\$76,997	\$233,257	

Revenues

GL	Description	2016 Actual	2017 Original	2017	2018	2019	2020	2021	2022	2018-2022
4722	Concessions	25,483	20,500	20,500	21,000	21,500	22,000	22,500	23,000	110,000
4871	Facility Use Fee	116,355	100,000	100,000	102,000	104,040	106,121	108,243	110,408	530,812
56**	Investment Earnings	636	400	400	800	900	1,000	1,100	1,200	5,000
5633	Rents From Facilities	22,858	20,000	20,000	20,400	20,808	21,224	21,649	22,082	106,163
6106	Operating Transfer From Sales And Use Tax	17,494	26,000	26,000	26,520	27,050	27,591	28,143	28,706	138,010
Total Revenue		\$182,827	\$166,900	\$166,900	\$170,720	\$174,298	\$177,936	\$181,635	\$185,396	\$889,985

Expenditures

Page	Project	Title	2016 Actual	2017 Original	2017	2018	2019	2020	2021	2022	2018 - 2022
	386	Investment Charges	53	75	75	110	135	150	175	200	770
	419	Cemetery Endowment Loan	99,698	43,893	43,893	39,393	37,643	18,750	-	-	95,786
	420	Water Replacement Loan	105,043	52,950	52,950	48,350	46,300	44,250	25,200	-	164,100
	331	Island Grove Master Plan	26,117	-	-	-	-	-	-	-	-
Total Expenditures			\$230,911	\$96,918	\$96,918	\$87,853	\$84,078	\$63,150	\$25,375	\$200	\$260,656

Ending Available Cash Balance	(\$280,858)	(\$210,876)	(\$210,876)	(\$128,009)	(\$37,789)	\$76,997	\$233,257	\$418,453
-------------------------------	-------------	-------------	-------------	-------------	------------	----------	-----------	-----------

Future Projects

Page	Rank	Project	Description	Total Unfunded
338	1	309	Island Grove - Marquees	195,000
339	2	311	Parking Improvements - Western Island Grove Parking Lots	1,214,000
340	3	312	Event Center Interior Street Improvements	3,775,624
341	4	307	Indoor Arena and User Storage Building at Island Grove	12,000,000
343	5	308	Event Center Bleachers	464,000
Total Future Projects				\$17,648,624

2018 - 2022 Five Year Plan Comparison to Previous Budget Year

309 - Island Grove Development

	2018 Original	2018	2019 Original	2019	2020 Original	2020	2021 Original	2021	2022 Original	2022	Total 2018 - 2022 Original	2018-2022
Beginning Available Cash Balance	(\$210,876)	(\$210,876)	(\$133,674)	(\$128,009)	(\$49,194)	(\$37,789)	\$42,624	\$76,997	\$141,841	\$233,257		

Revenues

GL	Description	2018 Original	2018	2019 Original	2019	2020 Original	2020	2021 Original	2021	2022 Original	2022	2018-2022 Original	2018-2022
4722	Concessions	21,000	21,000	21,500	21,500	22,000	22,000	22,500	22,500	-	23,000	87,000	110,000
4871	Facility Use Fee	102,000	102,000	104,040	104,040	106,121	106,121	108,243	108,243	-	110,408	420,404	530,812
56**	Investment Earnings	400	800	400	900	400	1,000	400	1,100	-	1,200	1,600	5,000
5633	Rents From Facilities	20,400	20,400	20,808	20,808	21,224	21,224	21,649	21,649	-	22,082	84,081	106,163
6106	Operating Transfer From Sales And Use Tax	26,520	26,520	27,050	27,050	27,591	27,591	28,143	28,143	-	28,706	109,304	138,010
Total Revenue		\$170,320	\$170,720	\$173,798	\$174,298	\$177,336	\$177,936	\$180,935	\$181,635	-	\$185,396	\$702,389	\$889,985

Expenditures

Page	Project	Title	2018 Original	2018	2019 Original	2019	2020 Original	2020	2021 Original	2021	2022 Original	2022	2018-2022 Original	2018 - 2022
	386	Investment Charges	75	110	75	135	75	150	75	175	-	200	300	770
	419	Cemetery Endowment Loan	42,143	39,393	40,393	37,643	38,643	18,750	36,893	-	-	-	158,072	95,786
	420	Water Replacement Loan	50,900	48,350	48,850	46,300	46,800	44,250	44,750	25,200	-	-	191,300	164,100
Total Expenditures			\$93,118	\$87,853	\$89,318	\$84,078	\$85,518	\$63,150	\$81,718	\$25,375	-	\$200	\$349,672	\$260,656

Ending Available Cash Balance	(\$133,674)	(\$128,009)	(\$49,194)	(\$37,789)	\$42,624	\$76,997	\$141,841	\$233,257	\$141,841	\$418,453
-------------------------------	-------------	-------------	------------	------------	----------	----------	-----------	-----------	-----------	-----------

Future Projects

Page	Current Rank	Previous Rank	Project	Description	Total Unfunded	2018 Total Unfunded
338	1	1	309	Island Grove - Marquees	195,000	195,000
339	2	2	311	Parking Improvements - Western Island Grove Parking Lots	1,214,000	1,214,000
340	3	3	312	Event Center Interior Street Improvements	3,775,624	3,775,624
341	4	4	307	Indoor Arena and User Storage Building at Island Grove	12,000,000	12,000,000
343	5	5	308	Event Center Bleachers	464,000	464,000
Total Future Projects					\$17,648,624	\$17,648,624

Island Grove - Marquees

Project Number:	309	Budget Year:	2018
Division:	Island Grove	Council Priority:	Image- Quality of Life
Project Type:	Parks Maintenance/Improvements	Regions:	1- 16 St North/35 Ave East
Fund:	Island Grove Development	Location:	Island Grove
Project Manager:	Tom Welch	Budget Unit #:	Unassigned
Project Status:	Unfunded		

Description:

Purchase and installation of two marquees for advertising events in Island Grove

Discussion of Progress:

No additional information

Justification:

This project is identified in the Island Grove Master Plan and is part of the City's 20 year Stampede Ground Lease Contract.

Revenue Detail:

No additional information

Impact on Operating Budget:

None

GL Account	Description	Total
Expense		
8202	Construction	195,000
Total Expense		\$195,000

Parking Improvements - Western Island Grove Parking Lots

Project Number:	311	Budget Year:	2018
Division:	Island Grove	Council Priority:	Image- Quality of Life
Project Type:	Parks Maintenance/Improvements	Regions:	1- 16 St North/35 Ave East
Fund:	Island Grove Development	Location:	Island Grove
Project Manager:	Tom Welch	Budget Unit #:	Unassigned
Project Status:	Unfunded		

Description:

Lighting and landscaping of the western parking lots in Island Grove Park. Lights need to be added for patron safety for events like the Stampede. This includes the lots south and west of Centennial Village.

Discussion of Progress:

No additional information

Justification:

This project is identified in the Island Grove Master Plan and is part of the City's 20 year Stampede Ground Lease Contract.

Revenue Detail:

No additional information

Impact on Operating Budget:

None

GL Account	Description	Total
Expense		
8202	Construction	1,214,000
Total Expense		\$1,214,000

Event Center Interior Street Improvements

Project Number:	312	Budget Year:	2018
Division:	Island Grove	Council Priority:	Image- Quality of Life
Project Type:	Parks Maintenance/Improvements	Regions:	1- 16 St North/35 Ave East
Fund:	Island Grove Development	Location:	Island Grove
Project Manager:	Tom Welch	Budget Unit #:	Unassigned
Project Status:	Unfunded		

Description:

Improvements to interior Island Grove streets including purchasing the Duran property and extending A Street from 14th Avenue to 21st Avenue, 15th Avenue and 16th Avenue from A Street to C Street. Project includes sidewalks and Street lighting.

Discussion of Progress:

No additional information

Justification:

This project is identified in the Island Grove Master Plan and is part of the City's 20 year Stampede Ground Lease Contract.

Revenue Detail:

No additional information

Impact on Operating Budget:

None

GL Account	Description	Total
Expense		
8202	Construction	3,775,624
Total Expense		\$3,775,624

Indoor Arena and User Storage Building at Island Grove

Project Number:	307	Budget Year:	2018
Division:	Island Grove	Council Priority:	Image- Quality of Life
Project Type:	Parks/Recreation	Regions:	1- 16 St North/35 Ave East
Fund:	Island Grove Development	Location:	Island Grove
Project Manager:	Tom Welch	Budget Unit #:	Unassigned
Project Status:	Unfunded		

Description:

Construction of an indoor arena and multi-use facility replacing the Island Grove Livestock Building. Will have a minimum of 1,500 retractable seats, restrooms, small office, concession stands, animal wash, outdoor pens, and a dirt floor covering. Construction of a storage facility for Island Grove equipment. We have had discussions with other Departments within the City that would like to join in this project including Public Works and Water Departments.

Discussion of Progress:

No additional information

Justification:

This project is identified in the Island Grove Master Plan and is part of the City's 20 year Stampede Ground Lease Contract.

Revenue Detail:

No additional information

Impact on Operating Budget:

None

GL Account	Description	Total
Expense		
8202	Construction	10,899,500
8204	Contingency	400,000
8206	Design Fees	75,000
8208	Furniture, Fixtures & Equipment	250,000
8210	HAZMAT	60,000
8212	Land/Building Cost/Demolition	50,000
8214	Legal Publications	500
8216	Miscellaneous	10,000
8218	Miscellaneous Design	15,000
8228	Printing, Copying	1,000
8232	Project Management	50,000
8236	Soils Investigation	2,000
8238	Surveying	2,000
8240	Testing And Inspection	5,000
8242	Utility Services	60,000
9301	Public Improvement Fund	120,000
Total Expense		\$12,000,000

Event Center Bleachers

Project Number:	308	Budget Year:	2018
Division:	Island Grove	Council Priority:	Image- Quality of Life
Project Type:	Parks Maintenance/Improvements	Regions:	1- 16 St North/35 Ave East
Fund:	Island Grove Development	Location:	Island Grove
Project Manager:	Tom Welch	Budget Unit #:	Unassigned
Project Status:	Unfunded		

Description:

Purchase 10 portable hydraulic, 280 seat bleachers to be used in Island Grove and for community events.

Discussion of Progress:

No additional information

Justification:

This project is identified in the Island Grove Master Plan and is part of the City's 20 year Stampede Ground Lease Contract.

Revenue Detail:

No additional information

Impact on Operating Budget:

None

GL Account	Description	Total
Expense		
8204	Contingency	34,000
8208	Furniture, Fixtures & Equipment	430,000
Total Expense		\$464,000





Transportation Development

Fund 312



2018 - 2022 Five Year Plan

312 - Transportation Development

	2016 Actual	2017 Original Budget	2017 Revised Budget	2018	2019	2020	2021	2022	Total 2018 - 2022
Beginning Available Cash Balance	\$6,371,190	\$7,798,388	\$7,798,388	\$5,447,187	\$214,330	\$1,995,161	\$5,143,007	\$42,130	

Revenues

GL	Description	2016 Actual	2017 Original	2017	2018	2019	2020	2021	2022	2018-2022
4322	State Pass Through	795,302	-	1,228,906	-	-	-	1,431,000	-	1,431,000
4342	Intergovernmental Agreement	5,986	-	-	-	-	-	35,000	-	35,000
4611	Development Fees	2,549,213	2,947,972	2,947,972	1,267,628	4,084,604	4,084,604	4,166,296	4,291,285	17,894,417
56**	Investment Earnings	61,900	16,401	16,401	1,684	9,816	9,473	12,445	12,445	45,863
6321	Operating Transfer From Street Infrastructure	5,800,000	3,600,000	3,600,000	3,600,000	3,600,000	3,600,000	3,600,000	3,600,000	18,000,000
Total Revenue		\$9,212,401	\$6,564,373	\$7,793,279	\$4,869,312	\$7,694,420	\$7,694,077	\$9,244,741	\$7,903,730	\$37,406,280

Expenditures

Page	Project	Title	2016 Actual	2017 Original	2017	2018	2019	2020	2021	2022	2018 - 2022
	127	20th Street Phase I: 71st to 74th Avenue (Construction)	23,611	-	-	-	-	-	-	-	-
	2134	20th Street: 71st to 86th Avenue (Design and right of way)	362,976	-	156,571	-	-	-	-	-	-
	14104	59th Avenue: 20th Street to Hwy 34 Bypass	9,095	-	-	-	-	-	-	-	-
	388	Investment Charges	6,620	2,132	2,132	2,169	1,276	1,231	1,618	1,618	7,912
	410A	65th Avenue: 29th Street to City of Evans city limits (Design and construction)	1,233,682	-	4,876,353	-	-	-	-	-	-
	312.1501	20th Street at 47th Avenue Intersection Turn Lane Improvements (Construction)	803,303	-	-	-	-	-	-	-	-
	127B	20th Street Phase II: 74th to 83rd Avenues (Construction)	5,352,433	-	938,000	-	-	-	-	-	-
350	799	71st Ave: Bridge/Road Widening from 12th to 22nd St	16,576	2,525,000	3,363,424	6,565,000	1,010,000	-	-	-	7,575,000
354	312.1601	65th Ave/34 Bypass - Frontage Rd Relocation and North 65th Ave road widening	-	808,000	808,000	-	3,144,913	-	-	-	3,144,913
356	127D	20th Street Phase IV: Widening 83rd to 86th Avenue	-	-	-	3,535,000	-	-	-	-	3,535,000
358	312.1504	Intersection Improvements at 35th Avenue and "O" Street	-	-	-	-	303,000	1,212,000	-	-	1,515,000
360	312.1739	Turn Lanes on 20th St at & Clubhouse Dr from Aims Blvd to 59th Ave	-	-	-	-	151,500	1,515,000	-	-	1,666,500
362	312.1603	O Street - Road Widening and Turn Lanes from 11th to 23rd Ave	-	-	-	-	555,500	202,000	6,264,000	-	7,021,500
364	882	35th Avenue Road Widening: 4th Street to "F" Street	-	-	-	-	404,000	606,000	8,080,000	-	9,090,000
366	312.1602	83rd Ave - 18th St to 34 Bypass - Road widening and Traffic Signal	-	-	-	-	343,400	606,000	-	3,942,500	4,891,900
368	312.2	20th Street: 86th to 95th Avenue - relocation and road widening	-	-	-	-	-	404,000	-	505,000	909,000

Page	Project	Title	2016 Actual	2017 Original	2017	2018	2019	2020	2021	2022	2018 - 2022
372	312.3	95th Avenue: Hwy 34 Bypass to 20th Street Road widening (Design)	-	-	-	-	-	-	-	303,000	303,000
374	312.1505	Intersection Improvements at 59th Avenue and "O" Street	-	-	-	-	-	-	-	1,515,000	1,515,000
376	312.1737	Traffic Signal @ 10th Street and 63rd Avenue (Pumpkin Ridge) - new signal	-	-	-	-	-	-	-	505,000	505,000
378	312.1713	Traffic Signal at 37th Street and Two Rivers Parkway - new signal	-	-	-	-	-	-	-	350,000	350,000
380	312.1706	CDOT Partnership Projects	-	-	-	-	-	-	-	750,000	750,000
Total Expenditures			\$7,808,297	\$3,335,132	\$10,144,480	\$10,102,169	\$5,913,589	\$4,546,231	\$14,345,618	\$7,872,118	\$42,779,725

Ending Available Cash Balance	\$7,775,294	\$11,027,629	\$5,447,187	\$214,330	\$1,995,161	\$5,143,007	\$42,130	\$73,742
-------------------------------	-------------	--------------	-------------	-----------	-------------	-------------	----------	----------

Future Projects

Page	Rank	Project	Description	Total Unfunded
382	1	312.1724	Interchange Construction - Highway 34 & 35th Avenue	30,000,000
383	2	312.1502	35th Avenue at 29th Street Intersection Relocation	4,040,000
368	3	312.2	20th Street: 86th to 95th Avenue - relocation and road widening	10,100,000
384	4	312.1731	Highway 34 & Highway 85 Interchange Construction	120,000,000
385	5	312.1725	Interchange Construction - Highway 34 & 47th Avenue	30,000,000
386	6	312.1728	"O" St:35th Ave to 83rd Ave - Road Widening	21,700,000
387	7	312.173	Traffic Signal Promontory Parkway & Hwy 34 By-pass - new signal	500,000
388	8	312.1735	37th Street Improvements: 65th Ave to 83rd Ave - Road Widening	6,000,000
372	9	312.3	95th Avenue: Hwy 34 Bypass to 20th Street Road widening (Design)	5,555,000
389	10	793	23rd Avenue: 4th Street to "C" Street - Road widening and complete streets upgrade	212,100
390	11	406	4th Street: 23rd to 30th Avenue - Road widening and complete streets upgrade	2,525,000
392	12	312.1727	83rd Ave:18th St to 10th St - Road widening	4,000,000
393	13	312.1729	Traffic Signal 10th St at Promontory Parkway - new signal	500,000
394	14	312.1512	Traffic Signal at 20th Street and 50th Avenue - new signal	303,000
395	15	312.1732	95th Ave: 20th St to 10th St - Road Widening	6,000,000
396	16	312.1733	47th Ave: "F St to "B" St (New Street)	3,000,000
397	17	312.1736	37th Street Improvements: 83rd Ave to SH 257 - Road Widening	18,000,000
398	18	301.7	Additional Roadway Street Lighting at Various Locations	202,000
Total Future Projects				\$262,637,100

2018 - 2022 Five Year Plan Comparison to Previous Budget Year

312 - Transportation Development

	2018 Original	2018	2019 Original	2019	2020 Original	2020	2021 Original	2021	2022 Original	2022	Total 2018 - 2022 Original	2018-2022
Beginning Available Cash Balance	\$5,447,187	\$5,447,187	\$351,917	\$214,330	\$1,608,761	\$1,995,161	\$2,311,187	\$5,143,007	\$243,017	\$42,130		

Revenues

GL	Description	2018 Original	2018	2019 Original	2019	2020 Original	2020	2021 Original	2021	2022 Original	2022	2018-2022 Original	2018-2022
4322	State Pass Through	-	-	-	-	1,700,000	-	-	1,431,000	-	-	1,700,000	1,431,000
4342	Intergovernmental Agreement	-	-	-	-	-	-	-	35,000	-	-	-	35,000
4611	Development Fees	1,267,628	1,267,628	1,280,304	4,084,604	2,458,184	4,084,604	2,704,003	4,166,296	-	4,291,285	7,710,119	17,894,417
56**	Investment Earnings	1,684	1,684	9,816	9,816	9,473	9,473	12,445	12,445	-	12,445	33,418	45,863
6321	Operating Transfer From Street Infrastructure	3,600,000	3,600,000	3,600,000	3,600,000	3,600,000	3,600,000	3,600,000	3,600,000	-	3,600,000	14,400,000	18,000,000
Total Revenue		\$4,869,312	\$4,869,312	\$4,890,120	\$7,694,420	\$7,767,657	\$7,694,077	\$6,316,448	\$9,244,741	-	\$7,903,730	\$23,843,537	\$37,406,280

Expenditures

Page	Project	Title	2018 Original	2018	2019 Original	2019	2020 Original	2020	2021 Original	2021	2022 Original	2022	2018-2022 Original	2018 - 2022
	388	Investment Charges	2,169	2,169	1,276	1,276	1,231	1,231	1,618	1,618	-	1,618	6,294	7,912
350	799	71st Ave: Bridge/Road Widening from 12th to 22nd St	5,757,000	6,565,000	-	1,010,000	-	-	-	-	-	-	5,757,000	7,575,000
354	312.1601	65th Ave/34 Bypass - Frontage Rd Relocation and North 65th Ave road widening	3,144,913	-	-	3,144,913	-	-	-	-	-	-	3,144,913	3,144,913
356	127D	20th Street Phase IV: Widening 83rd to 86th Avenue	505,000	3,535,000	3,030,000	-	-	-	-	-	-	-	3,535,000	3,535,000
358	312.1504	Intersection Improvements at 35th Avenue and "O" Street	-	-	-	303,000	-	1,212,000	-	-	-	-	-	1,515,000
360	312.1739	Turn Lanes on 20th St at & Clubhouse Dr from Aims Blvd to 59th Ave	-	-	-	151,500	-	1,515,000	-	-	-	-	-	1,666,500
362	312.1603	O Street - Road Widening and Turn Lanes from 11th to 23rd Ave	555,500	-	202,000	555,500	6,464,000	202,000	-	6,264,000	-	-	7,221,500	7,021,500
364	882	35th Avenue Road Widening: 4th Street to "F" Street	-	-	400,000	404,000	600,000	606,000	8,080,000	8,080,000	-	-	9,080,000	9,090,000
366	312.1602	83rd Ave - 18th St to 34 Bypass - Road widening and Traffic Signal	-	-	-	343,400	-	606,000	303,000	-	-	3,942,500	303,000	4,891,900
368	312.2	20th Street: 86th to 95th Avenue - relocation and road widening	-	-	-	-	-	404,000	-	-	-	505,000	-	909,000
372	312.3	95th Avenue: Hwy 34 Bypass to 20th Street Road widening (Design)	-	-	-	-	-	-	-	-	-	303,000	-	303,000
374	312.1505	Intersection Improvements at 59th Avenue and "O" Street	-	-	-	-	-	-	-	-	-	1,515,000	-	1,515,000
376	312.1737	Traffic Signal @ 10th Street and 63rd Avenue (Pumpkin Ridge) - new signal	-	-	-	-	-	-	-	-	-	505,000	-	505,000
378	312.1713	Traffic Signal at 37th Street and Two Rivers Parkway - new signal	-	-	-	-	-	-	-	-	-	350,000	-	350,000
380	312.1706	CDOT Partnership Projects	-	-	-	-	-	-	-	-	-	750,000	-	750,000
Total Expenditures			\$9,964,582	\$10,102,169	\$3,633,276	\$5,913,589	\$7,065,231	\$4,546,231	\$8,384,618	\$14,345,618	-	\$7,872,118	\$29,047,707	\$42,779,725

Ending Available Cash Balance	\$351,917	\$214,330	\$1,608,761	\$1,995,161	\$2,311,187	\$5,143,007	\$243,017	\$42,130	\$243,017	\$73,742		
-------------------------------	-----------	-----------	-------------	-------------	-------------	-------------	-----------	----------	-----------	----------	--	--

Future Projects

Page	Current Rank	Previous Rank	Project	Description	Total Unfunded	2018 Total Unfunded
382	1		312.1724	Interchange Construction - Highway 34 & 35th Avenue	-	30,000,000
383	2	2	312.1502	35th Avenue at 29th Street Intersection Relocation	4,040,000	4,040,000
368	3	5	312.2	20th Street: 86th to 95th Avenue - relocation and road widening	11,839,127	10,100,000
384	4		312.1731	Highway 34 & Highway 85 Interchange Construction	-	120,000,000
385	5		312.1725	Interchange Construction - Highway 34 & 47th Avenue	-	30,000,000
386	6		312.1728	"O" St:35th Ave to 83rd Ave - Road Widening	-	21,700,000
387	7		312.173	Traffic Signal Promontory Parkway & Hwy 34 By-pass - new signal	-	500,000
388	8		312.1735	37th Street Improvements: 65th Ave to 83rd Ave - Road Widening	-	6,000,000
372	9	6	312.3	95th Avenue: Hwy 34 Bypass to 20th Street Road widening (Design)	5,100,500	5,555,000
389	10	8	793	23rd Avenue: 4th Street to "C" Street - Road widening and complete streets upgrade	212,100	212,100
390	11	10	406	4th Street: 23rd to 30th Avenue - Road widening and complete streets upgrade	2,341,180	2,525,000
392	12		312.1727	83rd Ave:18th St to 10th St - Road widening	-	4,000,000
393	13		312.1729	Traffic Signal 10th St at Promontory Parkway - new signal	-	500,000
394	14	9	312.1512	Traffic Signal at 20th Street and 50th Avenue - new signal	300,000	303,000
395	15		312.1732	95th Ave: 20th St to 10th St - Road Widening	-	6,000,000
396	16		312.1733	47th Ave: "F St to "B" St (New Street)	-	3,000,000
397	17		312.1736	37th Street Improvements: 83rd Ave to SH 257 - Road Widening	-	18,000,000
398	18	11	301.7	Additional Roadway Street Lighting at Various Locations	272,700	202,000
Total Future Projects					\$24,105,607	\$262,637,100

71st Ave: Bridge/Road Widening from 12th to 22nd St

Project Number:	799	Budget Year:	2018
Division:	Engineering	Council Priority:	Safety- Traffic Safety
Project Type:	Road Development	Regions:	3- 10 St South/23 Ave West
Fund:	Transportation Development	Location:	71st Avenue from 12th to 20th Street
Project Manager:	Dave Wells	Budget Unit #:	3120006083390000
Project Status:	Funded		

Description:

This project will replace the bridge at Sheep Draw and then widen 71st Avenue between 12th and 22nd Street. This portion of 71st Avenue needs to be improved to minor arterial standards. Completion of this project will be phased over three years (2016-2018) to allow final design and right of way acquisition the first year, the Sheep Draw bridge replacement the second year, and roadway construction the third year. This road will have one travel lane in each direction and a center turn lane. Sidewalks and bike lanes will also be constructed and connect to the Sheep Draw trail under the 71st Ave bridge.

Discussion of Progress:

1/30/17

The project design "kick-off" meeting was held December 20, 2016. The initial design work is primarily information gathering including topography, utility, and property surveys. Survey work was delayed due to weather (snow) but is now complete. The design will complete by September 2017. The first mile stone is to complete 30% plans on April 7, 2017. Construction is planned for 2018.

Justification:

In 2010, 71st Avenue was widened to city standards from 10th to 12th Street in accordance with a development agreement with King Soopers in the Northgate Development. The existing Sheep Draw bridge is undersized for passing major flood water, and the roadway from 12th to 22nd Street is a rural 2-lane paved road in deteriorating condition. Additionally, a sidewalk is needed because pedestrians have been walking along the road in unsafe traffic conditions. The corridor is primarily developed with residences on both sides, and the poor condition of the road warrants its improvement.

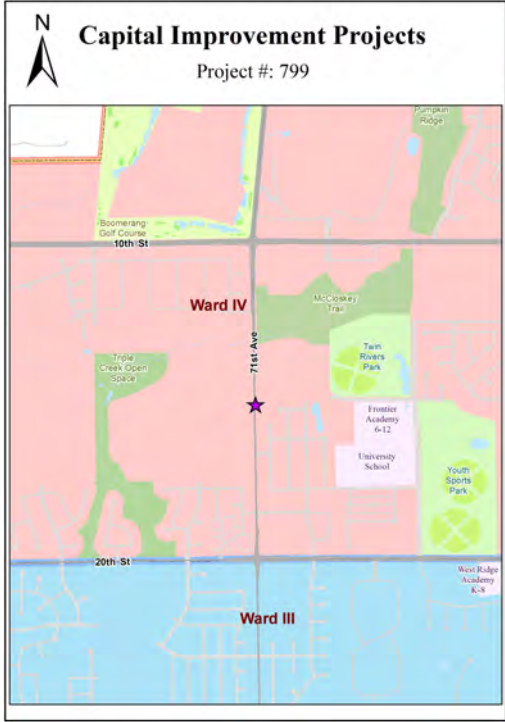
Revenue Detail:

The road development fee is imposed by the City for the impact a new development has on city infrastructure.

Impact on Operating Budget:

An increase to the General fund for annual operating maintenance cost has been included in the budget. This includes landscape maintenance in the median as well as side landscaping when applicable. Also included is the cost of utility expense for additional street lighting, additional snow removal and street sweeping costs.

GL Account	Description	Previous 3 Years	2016 Actual	2017 Revised Budget	2018	2019	2020	2021	2022	Grand Total
Revenue										
	Fund Balance	-	16,576	838,424	-	-	-	-	-	855,000
6321	Operating Transfer From Street Infrastructure Improvement	-	-	2,525,000	6,565,000	1,010,000	-	-	-	10,100,000
Total Revenue		-	\$16,576	\$3,363,424	\$6,565,000	\$1,010,000	-	-	-	\$10,955,000
Expense										
8202	Construction	-	-	2,119,224	6,361,400	989,900	-	-	-	9,470,524
8206	Design Fees	-	3,695	800,000	-	-	-	-	-	803,695
8212	Land/Building Cost/Demolition	-	-	338,000	5,000	-	-	-	-	343,000
8214	Legal Publications	-	31	-	800	100	-	-	-	931
8232	Project Management	-	7,851	53,600	80,000	10,000	-	-	-	151,451
8236	Soils Investigation	-	-	17,600	4,800	-	-	-	-	22,400
8240	Testing And Inspection	-	-	-	48,000	-	-	-	-	48,000
8242	Utility Services	-	-	10,000	-	-	-	-	-	10,000
9303	Public Art Fund	-	5,000	25,000	65,000	10,000	-	-	-	105,000
Total Expense		-	\$16,576	\$3,363,424	\$6,565,000	\$1,010,000	-	-	-	\$10,955,000
Net Total		-	-	-	-	-	-	-	-	-





65th Ave/34 Bypass - Frontage Rd Relocation and North 65th Ave road widening

Project Number:	312.1601	Budget Year:	2018
Division:	Engineering	Council Priority:	Safety- Traffic Safety
Project Type:	Road Development	Regions:	3- 10 St South/23 Ave West
Fund:	Transportation Development	Location:	Highway 34 Bypass Frontage road from 71st Ave to 65th Ave
Project Manager:	Rafael Samaniego	Budget Unit #:	3120006006280630
Project Status:	Funded		

Description:

This project is to relieve the congestion and safety concerns due to the close location of the frontage road to the signal at 65th Avenue and Highway 34 Bypass. Design will include widening 65th Ave on the north leg of the intersection approximately 500 feet to improve traffic flow onto Highway 34 and to the south and with realignment of the frontage road to remove the direct impact at the traffic signal.

Discussion of Progress:

Project design is underway with JUB Engineers with final plans by September, 2017. Anticipate ROW acquisition beginning in August, bidding in January, 2018 followed by construction.

Justification:

This area presents a real safety concern due to the amount of traffic presently at this intersection and the ability to enter the flow of traffic safely.

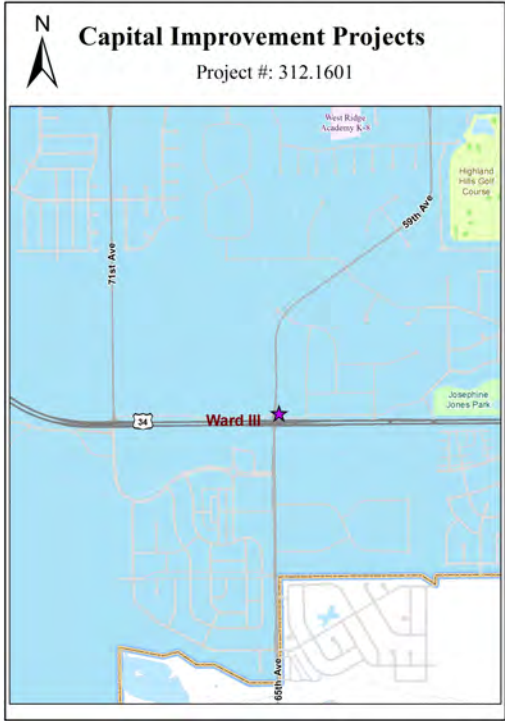
Revenue Detail:

The road development fee is imposed by the City for the impact a new development has on city infrastructure.

Impact on Operating Budget:

None

GL Account	Description	Previous 3 Years	2016 Actual	2017 Revised Budget	2018	2019	2020	2021	2022	Grand Total
Revenue										
4611	Development Fees	-	-	808,000	-	3,144,913	-	-	-	3,952,913
Total Revenue		-	-	\$808,000	-	\$3,144,913	-	-	-	\$3,952,913
Expense										
8206	Design Fees	-	-	785,000	-	3,098,276	-	-	-	3,883,276
8214	Legal Publications	-	-	-	-	500	-	-	-	500
8232	Project Management	-	-	15,000	-	15,000	-	-	-	30,000
9303	Public Art Fund	-	-	8,000	-	31,137	-	-	-	39,137
Total Expense		-	-	\$808,000	-	\$3,144,913	-	-	-	\$3,952,913
Net Total		-	-	-	-	-	-	-	-	-



20th Street Phase IV: Widening 83rd to 86th Avenue

Project Number:	127D	Budget Year:	2018
Division:	Engineering	Council Priority:	Safety- Traffic Safety
Project Type:	Road Development	Regions:	3- 10 St South/23 Ave West
Fund:	Transportation Development	Location:	20th Street from 83rd to 86th Avenue
Project Manager:	Rafael Samaniego	Budget Unit #:	3120006006287052
Project Status:	Funded		

Description:

This project is for the improvement to two lane arterial standards for 20th Street from 83rd to 86th with a center turn lane. This is currently a two-lane county road section with poor pavement quality which needs to be repaired and upgraded to a two lane arterial roadway with medians and turn lanes. Preliminary design was completed in 2015 for the entire stretch from 71st to 86th Avenue. Construction is scheduled for 2019 and this is the second capacity project associated with Keep Greeley Moving.

Discussion of Progress:

Final design on the final phase from 83rd to 86th Avenue has begun with construction in 2019. Xcel Energy has been contacted for both ROW acquisition and relocation of transmission towers along 20th Street.

Justification:

Continued growth and development on both sides of 20th Street from 71st to 86th Avenue has warranted the need to upgrade this segment of roadway from a two-lane county road section to a two lane arterial roadway with medians and turn lanes. The road is in very poor condition with a PQI of 27 and is badly in need of maintenance.

Revenue Detail:

The road development fee is imposed by the City for the impact a new development has on city infrastructure.

Impact on Operating Budget:

None

GL Account	Description	Previous 3			2018	2019	2020	2021	2022	Grand Total
		Years	2016 Actual	2017 Revised Budget						
Revenue										
4611	Development Fees	-	-	-	3,535,000	-	-	-	-	3,535,000
Total Revenue		-	-	-	\$3,535,000	-	-	-	-	\$3,535,000
Expense										
8202	Construction	-	-	-	2,984,500	-	-	-	-	2,984,500
8206	Design Fees	-	-	-	295,000	-	-	-	-	295,000
8212	Land/Building Cost/Demolition	-	-	-	195,000	-	-	-	-	195,000
8214	Legal Publications	-	-	-	500	-	-	-	-	500
8232	Project Management	-	-	-	25,000	-	-	-	-	25,000
9303	Public Art Fund	-	-	-	35,000	-	-	-	-	35,000
Total Expense		-	-	-	\$3,535,000	-	-	-	-	\$3,535,000
Net Total		-	-	-	-	-	-	-	-	-



Intersection Improvements at 35th Avenue and "O" Street

Project Number:	312.1504	Budget Year:	2018
Division:	Transportation Services	Council Priority:	Safety- Traffic Safety
Project Type:	Road Development	Regions:	5- Outside City
Fund:	Transportation Development	Location:	35th Avenue and "O" Street
Project Manager:	Tom Hellen	Budget Unit #:	Unassigned
Project Status:	Funded		

Description:

Geometric improvements and traffic signal installation at the intersection of 35th Avenue and "O" Street. The project will construct auxiliary turn lanes, provide radii improvements, and install a traffic signal and will require coordination with Weld County and will require right of way acquisition. As this area of the community continues to grow, traffic congestion will also continue to get worse. The installation of a traffic signal and geometric improvements at this location will reduce delay and increase safety.

Discussion of Progress:

No additional information

Justification:

"O" Street and 35th Avenue are both major corridors into and out of the city. The intersection is currently controlled by an all-way STOP condition. Peak hours produce major backups. The intersection is also substandard from a geometric and traffic engineering perspective. Vehicles making right and left hand turns frequently need to leave the pavement to complete the turn or enter opposing traffic flow lanes. This traffic signal is ranked #1 on the priority list.

Revenue Detail:

The road development fee is imposed by the City for the impact a new development has on city infrastructure.

Impact on Operating Budget:

None

GL Account	Description	Previous 3 Years	2016 Actual	2017 Revised Budget	2018	2019	2020	2021	2022	Grand Total
Revenue										
4611	Development Fees	-	-	-	-	303,000	1,212,000	-	-	1,515,000
Total Revenue		-	-	-	-	\$303,000	\$1,212,000	-	-	\$1,515,000
Expense										
8202	Construction	-	-	-	-	-	1,184,900	-	-	1,184,900
8206	Design Fees	-	-	-	-	296,500	-	-	-	296,500
8214	Legal Publications	-	-	-	-	-	100	-	-	100
8232	Project Management	-	-	-	-	3,500	15,000	-	-	18,500
9303	Public Art Fund	-	-	-	-	3,000	12,000	-	-	15,000
Total Expense		-	-	-	-	\$303,000	\$1,212,000	-	-	\$1,515,000
Net Total		-	-	-	-	-	-	-	-	-



Turn Lanes on 20th St at & Clubhouse Dr from Aims Blvd to 59th Ave

Project Number:	312.1739	Budget Year:	2018
Division:	Engineering	Council Priority:	Safety- Traffic Safety
Project Type:	Road Development	Regions:	3- 10 St South/23 Ave West
Fund:	Transportation Development	Location:	20th Street and Clubhouse Dr.
Project Manager:	Eva Rojas	Budget Unit #:	Unassigned
Project Status:	Funded		

Description:

A left turn lane addition at the intersection of 20th Street and Clubhouse and turn lanes at Aims Blvd are needed to relieve congestion. Design and ROW acquisition will begin in 2017. A review of safety needs for 20th Street from 47th to 59th Ave is being conducted using FASTER funds with construction being funded with road development fees.

Discussion of Progress:

No additional information

Justification:

The project is needed to help mitigate traffic congestion at various intersections and turning movements along 20th Street between 47th and 59th. The anticipated addition of turn lanes will improve traffic flow.

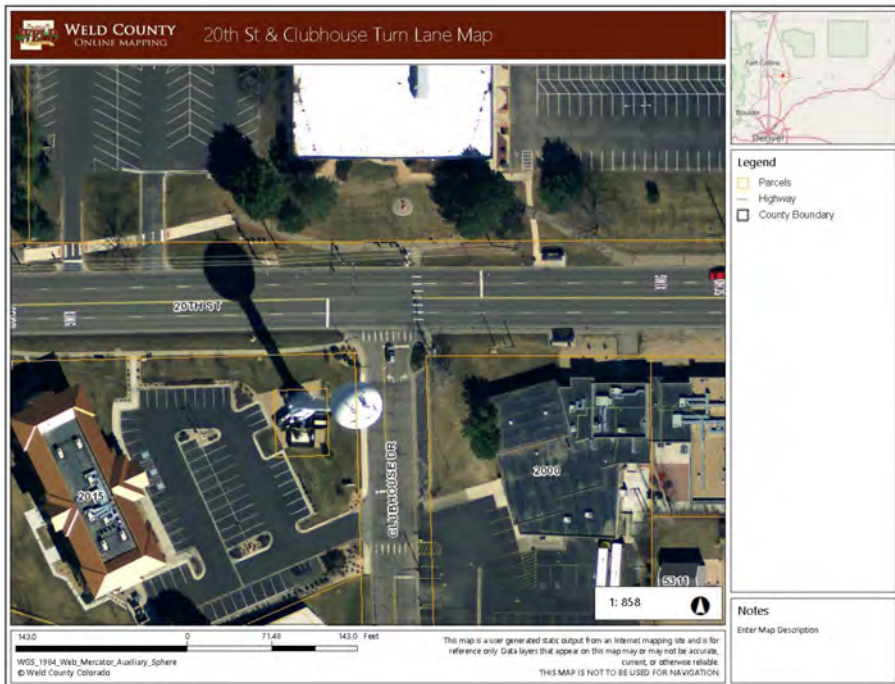
Revenue Detail:

FASTER Funding (Funding Advancement for Surface Transportation & Economic Recovery) raised money for bridge reconstruction, highway safety projects and transit primarily through an increase in vehicle registration fees in Colorado.

Impact on Operating Budget:

None

GL Account	Description	Previous 3		2017 Revised	2018	2019	2020	2021	2022	Grand Total
		Years	2016 Actual	Budget						
Revenue										
4611	Development Fees	-	-	-	-	151,500	1,515,000	-	-	1,666,500
Total Revenue		-	-	-	-	\$151,500	\$1,515,000	-	-	\$1,666,500
Expense										
8202	Construction	-	-	-	-	-	1,489,900	-	-	1,489,900
8212	Land/Building Cost/Demolition	-	-	-	-	140,000	-	-	-	140,000
8214	Legal Publications	-	-	-	-	-	100	-	-	100
8232	Project Management	-	-	-	-	10,000	10,000	-	-	20,000
9303	Public Art Fund	-	-	-	-	1,500	15,000	-	-	16,500
Total Expense		-	-	-	-	\$151,500	\$1,515,000	-	-	\$1,666,500
Net Total		-	-	-	-	-	-	-	-	-



O Street - Road Widening and Turn Lanes from 11th to 23rd Ave

Project Number:	312.1603	Budget Year:	2018
Division:	Engineering	Council Priority:	Safety- Traffic Safety
Project Type:	Road Development	Regions:	1- 16 St North/35 Ave East
Fund:	Transportation Development	Location:	O Street From 11th to 23rd
Project Manager:	Tom Hellen	Budget Unit #:	Unassigned
Project Status:	Funded		

Description:

O Street was identified as a roadway for the overlay work in 2015 as a part of Keep Greeley Moving. With development being planned in this area, this project would replace the overlay work with a road widening project. This road will be widened to a 4 lane road with sidewalks, medians, and street lights per the Transportation Plan. Design and construction would begin in 2019. Funding from a CDOT grant in 2020 sets the construction schedule to 2021.

Discussion of Progress:

Preliminary meetings with CDOT were held in January 2017 to begin the IGA process. IGA process with Weld county for their \$35,000 commitment to the project will also begin. Budget will need to be adjusted for the delay in construction start and new funding.

Justification:

O Street overlay is currently planned for 2018, however, with development adding traffic demand a design for a four lane arterial with medians and turn lanes would be prepared moving funds from the planned overlay to other city streets needing overlay work. The current estimate for overlay in this section of roadway is \$539,000.

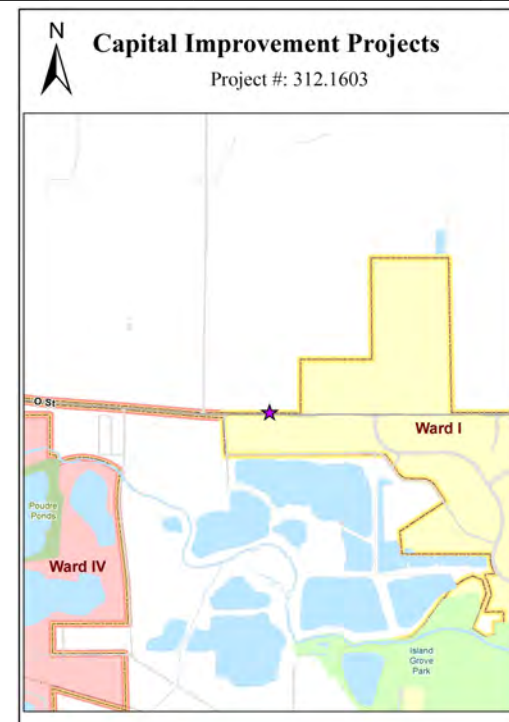
Revenue Detail:

The road development fee is imposed by the City for the impact a new development has on city infrastructure. A NFRMPO Grant was applied for this project for \$1,704,950. Weld County has committed \$35,000 for this project. NFRMPO Grant of \$1,431,535 was received for CDOT Fiscal Year 2020.

Impact on Operating Budget:

None

GL Account	Description	Previous 3 Years	2016 Actual	2017 Revised Budget	2018	2019	2020	2021	2022	Grand Total
Revenue										
4322	State Pass Through	-	-	-	-	-	-	1,431,000	-	1,431,000
4342	Intergovernmental Agreement	-	-	-	-	-	-	35,000	-	35,000
4611	Development Fees	-	-	-	-	555,500	202,000	4,798,000	-	5,555,500
Total Revenue		-	-	-	-	\$555,500	\$202,000	\$6,264,000	-	\$7,021,500
Expense										
8202	Construction	-	-	-	-	-	-	6,184,500	-	6,184,500
8206	Design Fees	-	-	-	-	545,000	-	-	-	545,000
8212	Land/Building Cost/Demolition	-	-	-	-	-	195,000	-	-	195,000
8214	Legal Publications	-	-	-	-	-	-	500	-	500
8232	Project Management	-	-	-	-	5,000	5,000	15,000	-	25,000
9303	Public Art Fund	-	-	-	-	5,500	2,000	64,000	-	71,500
Total Expense		-	-	-	-	\$555,500	\$202,000	\$6,264,000	-	\$7,021,500
Net Total		-	-	-	-	-	-	-	-	-



35th Avenue Road Widening: 4th Street to "F" Street

Project Number:	882	Budget Year:	2018
Division:	Engineering	Council Priority:	Safety- Traffic Safety
Project Type:	Road Development	Regions:	4 - 10 St North/23 Ave West
Fund:	Transportation Development	Location:	35th Avenue from 4th Street to "C" Street
Project Manager:	Tom Hellen	Budget Unit #:	Unassigned
Project Status:	Funded		

Description:

This project will widen 35th Avenue from 4th to "F" Street. The existing roadway is a two lane rural paved road with limited right turn lanes and no sidewalk or bike lane. The new arterial section will include on-street bike lanes, curb, gutter and sidewalk and a traffic signal at "C" Street. The project will include landscaped medians and tree lawns. This project is the third and final capacity project associated with the first round of Keep Greeley Moving.

Discussion of Progress:

The project will begin design work in 2019 to determine the appropriate roadway configuration, landscaping, lighting and other utility work. Right of way acquisition will be required along most of the corridor. The project is budgeted for final scope, design and right of way acquisition in 2019 and 2020 with construction in 2021 as funding allows. The budgetary cost estimate will be re-evaluated as a part of preliminary design. Right of way acquisition will be a significant project cost and effort. The \$9,080,000 estimate is based on 2015 dollars. This is assumed to be a three year project with design in first year, right of way acquisition in second year and construction in third year as road development revenue.

Justification:

The need for sidewalks along this corridor has been requested several times over the years. Many school children walk along this corridor and require safe passage. Both sides of this roadway corridor have been developed, however, the road remains in poor condition. This is a regional corridor carrying traffic in and out of Greeley.

Revenue Detail:

Project will be funded with Development Fees and KGM funds.

Impact on Operating Budget:

An increase to the General fund for annual operating maintenance cost has been included in the budget. This includes landscape maintenance in the median as well as side landscaping when applicable. Also included is the cost of utility expense for additional street lighting, additional snow removal and street sweeping costs.

GL Account	Description	Previous 3 Years	2016 Actual	2017 Revised Budget	2018	2019	2020	2021	2022	Grand Total
Revenue										
6321	Operating Transfer From Street Infrastructure Improvement	-	-	-	-	404,000	606,000	8,080,000	-	9,090,000
Total Revenue		-	-	-	-	\$404,000	\$606,000	\$8,080,000	-	\$9,090,000
Expense										
8202	Construction	-	-	-	-	-	-	7,928,000	-	7,928,000
8206	Design Fees	-	-	-	-	400,000	-	-	-	400,000
8212	Land/Building Cost/Demolition	-	-	-	-	-	600,000	-	-	600,000
8214	Legal Publications	-	-	-	-	-	-	500	-	500
8236	Soils Investigation	-	-	-	-	-	-	5,300	-	5,300
8238	Surveying	-	-	-	-	-	-	18,200	-	18,200
8240	Testing And Inspection	-	-	-	-	-	-	48,000	-	48,000
9303	Public Art Fund	-	-	-	-	4,000	6,000	80,000	-	90,000
Total Expense		-	-	-	-	\$404,000	\$606,000	\$8,080,000	-	\$9,090,000
Net Total		-	-	-	-	-	-	-	-	-

83rd Ave - 18th St to 34 Bypass - Road widening and Traffic Signal

Project Number:	312.1602	Budget Year:	2018
Division:	Engineering	Council Priority:	Safety- Traffic Safety
Project Type:	Road Development	Regions:	0 - Multiple Wards
Fund:	Transportation Development	Location:	83rd Ave - 18th St to 34 Bypass
Project Manager:	Tom Hellen	Budget Unit #:	Unassigned
Project Status:	Funded		

Description:

83rd Avenue has been identified as a major arterial by the Greeley 2035 Comprehensive Transportation Plan. This project will widen 83rd Avenue to a major arterial roadway with 4 travel lanes, medians and turn lanes, and street lights from 18th Street to the Highway 34 Bypass. A permanent traffic signal at Highway 34 Bypass is now included in the project and will be coordinated with CDOT. A traffic signal at 20th Street will also be constructed with this project. Design will commence in 2020 with ROW acquisition and construction to follow in 2021 & 2022.

Discussion of Progress:

The temporary traffic signal is now operational at 83rd and Highway 34 Bypass.

Justification:

Continued development in the 20th Street/83rd Avenue area has warranted the need to plan for upgrading this segment of roadway in conformance with the Transportation Plan to a four lane arterial with medians and turn lanes. ROW over much of this roadway has been obtained from development.

Revenue Detail:

The road development fee is imposed by the City for the impact a new development has on city infrastructure.

Impact on Operating Budget:

None

GL Account	Description	Previous 3 Years	2016 Actual	2017 Revised Budget	2018	2019	2020	2021	2022	Grand Total
Revenue										
4611	Development Fees	-	-	-	-	343,400	606,000	-	3,942,500	4,891,900
Total Revenue		-	-	-	-	\$343,400	\$606,000	-	\$3,942,500	\$4,891,900
Expense										
8202	Construction	-	-	-	-	-	-	-	3,884,505	3,884,505
8206	Design Fees	-	-	-	-	335,000	-	-	-	335,000
8212	Land/Building Cost/Demolition	-	-	-	-	-	195,000	-	-	195,000
8214	Legal Publications	-	-	-	-	-	400,000	-	500	400,500
8232	Project Management	-	-	-	-	5,000	5,000	-	15,000	25,000
9303	Public Art Fund	-	-	-	-	3,400	6,000	-	42,495	51,895
Total Expense		-	-	-	-	\$343,400	\$606,000	-	\$3,942,500	\$4,891,900
Net Total		-	-	-	-	-	-	-	-	-



20th Street: 86th to 95th Avenue - relocation and road widening

Project Number:	312.2	Budget Year:	2018
Division:	Engineering	Council Priority:	Safety- Traffic Safety
Project Type:	Road Development	Regions:	0 - Multiple Wards
Fund:	Transportation Development	Location:	20th Street from 86th to 95th Avenue
Project Manager:	Tom Hellen	Budget Unit #:	Unassigned
Project Status:	Funded		

Description:

This project includes design for the widening and reconstruction to minor arterial standards of 20th Street from 86th to 95th Avenue. This includes widening with one travel lane in each direction and a center turn lane, landscaping, medians, street lighting and pedestrian/bike facilities. The project includes significant right of way acquisition including property acquisition for a new alignment west of Pebble Brook Subdivision, crossing private property to a new connection point at 95th Avenue approximately 1/4 mile north of Hwy 34 Bypass to create separation of 20th Street from the highway intersection. Also, a new bridge is required over Sheep Draw for the realignment.

Discussion of Progress:

Project Description/Location: 20th Street, 86th Avenue to 95th Avenue – Reconstruction to Minor Arterial Standards.

This project involves the widening of the existing 2-lane paved roadway to minor arterial standards. This is a major project as it includes a major alignment change from the original 20th Street alignment that extends directly west to a new curved alignment adjoining Pebble Brook Subdivision realigning 20th Street north-west across private property and Sheep Draw connecting with 95th Avenue approximately ¼ mile north of US 34 Bypass.

Design of the ¼ mile portion of 95th Avenue between the new intersection and US 34 Bypass would follow this project's design work with Project 312.3 That cost is not included herein. Included in the design are landscaped medians, street lighting, sidewalks, bike lanes, and city standard amenities.

ROW Needs:

Right of Way acquisition is a major issue for this project.

The largest parcel is the total ROW width take across private property on the east side of 95th Avenue, currently owned by Majestic Valley LLC. Approximately 4.7 Acres of land acquisition is needed, splitting the property. This allows for 120 feet wide ROW plus additional width at the Sheep Draw bridge crossing.

Other ROW parcel needs for widening along the existing 20th Street widening include;

- 1,500 SF from Public Service Co. on the south side
- 19,000 SF from the Aghajani parcel on the south side
- 24,500 SF from the Bates Leasing Co parcel on the south side
- 7,800 SF from another Public Service Co. parcel on the south side
- 11,500 SF from a Public Service Co. parcel on the north side.

The total estimated small parcel acquisitions along the existing 20th Street alignment, west of 86th Avenue is approximately 64,300 SF or 1.5 Acres.

Appraisal/acquisition fee costs for three privately owned parcels is estimated at \$30,000.

The land costs for 6.2 Acres of various parcel shapes is estimated at \$80,000/Acre, or \$500,000.

Cost Estimate/Basis:

The project is assumed to require total roadway removal and reconstruction throughout the project length including significant earthwork for the widening.

Roadway, irrigation, landscaping and electrical (lighting) costs are estimated at \$1,500/LF. $4,600 \text{ LF} \times \$1,500 = \$6,900,000$.

The new bridge over Sheep Draw is estimated at \$150/sf to include earthwork embankment approach work. $3,600 \text{ sf} \times \$150 = \$540,000$.

Construction cost contingency at 20% is $.20 \times \$7,440,000 = \$1,500,000$.

Design fees, estimated as 15% of construction cost is $.15 \times 8,940,000 = \$1,300,000$.

Project Management, including construction inspection, is estimated at 4% of the construction cost, or $.04 \times 8,940,000 = \$358,000$.

Other professional services are estimated at 1% of construction cost, or \$90,000

This brings the total budgetary cost estimate, including ROW, to \$11,218,000.

Justification:

Currently the intersection of 20th Street and 95th Avenue is too close to Hwy 34 Bypass and creates an unsafe condition. This will move the intersection approximately 1/4 mile north of Hwy 34 Bypass, through private property which will need to be acquired. Future development and connection of this major corridor warrants the need for this project.

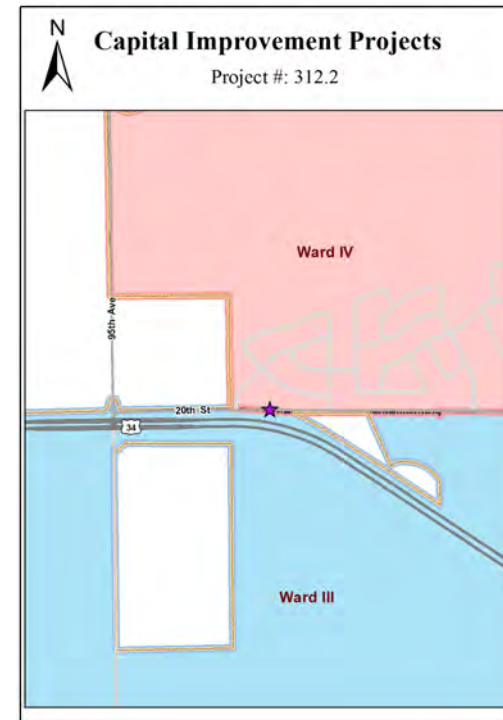
Revenue Detail:

The road development fee is imposed by the City for the impact a new development has on city infrastructure.

Impact on Operating Budget:

An increase to the General fund for annual operating maintenance cost has been included in the budget. This includes landscape maintenance in the median as well as side landscaping when applicable. Also included is the cost of utility expense for additional street lighting, additional snow removal and street sweeping costs.

GL Account	Description	Previous 3 Years	2016 Actual	2017 Revised Budget	2018	2019	2020	2021	2022	Future	Grand Total
Revenue											
4611	Development Fees	-	-	-	-	-	404,000	-	505,000	10,100,000	11,009,000
Total Revenue		-	-	-	-	-	\$404,000	-	\$505,000	\$10,100,000	\$11,009,000
Expense											
8202	Construction	-	-	-	-	-	-	-	-	9,970,000	9,970,000
8206	Design Fees	-	-	-	-	-	395,000	-	-	-	395,000
8212	Land/Building Cost/Demolition	-	-	-	-	-	-	-	495,000	-	495,000
8232	Project Management	-	-	-	-	-	5,000	-	5,000	30,000	40,000
9303	Public Art Fund	-	-	-	-	-	4,000	-	5,000	100,000	109,000
Total Expense		-	-	-	-	-	\$404,000	-	\$505,000	\$10,100,000	\$11,009,000
Net Total		-	-	-	-	-	-	-	-	-	-





95th Avenue: Hwy 34 Bypass to 20th Street Road widening (Design)

Project Number:	312.3	Budget Year:	2018
Division:	Engineering	Council Priority:	Safety- Traffic Safety
Project Type:	Road Development	Regions:	3- 10 St South/23 Ave West
Fund:	Transportation Development	Location:	95th Avenue from Hwy 34 Bypass to 20th Street
Project Manager:	Tom Hellen	Budget Unit #:	Unassigned
Project Status:	Funded		

Description:

Relocating the intersection of 20th Street and 95th Avenue further north (20th Street: 86th to 95th Avenue) for safety reasons would precipitate the widening of 95th Avenue to arterial street standards from the intersection of Hwy 34 Bypass to the proposed new intersection with 20th Street, which is approximately one-fourth mile north of Hwy 34 Bypass. This will require right of way acquisition, bridge widening for Sheep Draw and new road construction. 95th Ave will also be a two lane arterial as the future intersection with Highway 34 will be reduced per the Access Control Plan.

Discussion of Progress:

The current intersection of 20th Street and 95th Ave is too close to Hwy 34 Bypass and causes safety and operation problems. The relocation of 20th Street to the north of its current location will improve safety and operations.

Justification:

95th Avenue north of Hwy 34 Bypass is currently a rural county road that has been treated with asphalt millings. When 20th Street is reconstructed to the proposed re-alignment route, the traffic loadings from that location along 95th Avenue to Hwy 34 Bypass will necessitate this improvement.

Revenue Detail:

The road development fee is imposed by the City for the impact a new development has on city infrastructure.

Impact on Operating Budget:

An increase to the General fund for annual operating maintenance cost has been included in the budget. This includes landscape maintenance in the median as well as side landscaping when applicable. Also included is the cost of utility expense for additional street lighting, additional snow removal and street sweeping costs.

GL Account	Description	Previous 3 Years	2016 Actual	2017 Revised Budget	2018	2019	2020	2021	2022	Future	Grand Total
Revenue											
4611	Development Fees	-	-	-	-	-	-	-	303,000	5,555,000	5,858,000
Total Revenue		-	-	-	-	-	-	-	\$303,000	\$5,555,000	\$5,858,000
Expense											
8202	Construction	-	-	-	-	-	-	-	-	4,974,900	4,974,900
8206	Design Fees	-	-	-	-	-	-	-	295,000	-	295,000
8212	Land/Building Cost/Demolition	-	-	-	-	-	-	-	-	495,000	495,000
8214	Legal Publications	-	-	-	-	-	-	-	-	100	100
8232	Project Management	-	-	-	-	-	-	-	5,000	30,000	35,000
9303	Public Art Fund	-	-	-	-	-	-	-	3,000	55,000	58,000
Total Expense		-	-	-	-	-	-	-	\$303,000	\$5,555,000	\$5,858,000
Net Total		-	-	-	-	-	-	-	-	-	-



Intersection Improvements at 59th Avenue and "O" Street

Project Number:	312.1505	Budget Year:	2018
Division:	Transportation Services	Council Priority:	Safety- Traffic Safety
Project Type:	Road Development	Regions:	4 - 10 St North/23 Ave West
Fund:	Transportation Development	Location:	59th Avenue and "O" Street
Project Manager:	Eric Bracke	Budget Unit #:	Unassigned
Project Status:	Funded		

Description:

Geometric improvements and traffic signal installation at the intersection of 59th Avenue and "O" Street. The project will construct auxiliary turn lanes, provide radii improvements, and install a traffic signal and will require coordination with Weld County and will require right of way acquisition. As this area of the community continues to grow, traffic congestion will also continue to get worse. The installation of a traffic signal and geometric improvements at this location will reduce delay and increase safety.

Discussion of Progress:

No additional information

Justification:

"O" Street and 59th Avenue are both major corridors into and out of the city. The intersection is currently controlled by an all-way STOP condition. Peak hours produce major backups. The intersection is also substandard from a geometric and traffic engineering perspective. Vehicles making right and left hand turns frequently need to leave the pavement to complete the turn or enter opposing traffic flow lanes. This traffic signal is ranked #3 on the priority list.

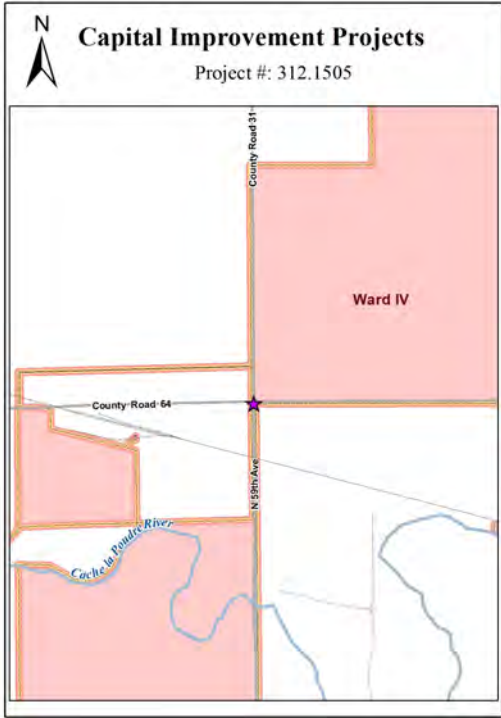
Revenue Detail:

The road development fee is imposed by the City for the impact a new development has on city infrastructure.

Impact on Operating Budget:

None

GL Account	Description	Previous 3 Years	2016 Actual	2017 Revised Budget	2018	2019	2020	2021	2022	Grand Total
Revenue										
4611	Development Fees	-	-	-	-	-	-	-	1,515,000	1,515,000
Total Revenue		-	-	-	-	-	-	-	\$1,515,000	\$1,515,000
Expense										
8202	Construction	-	-	-	-	-	-	-	1,500,000	1,500,000
9303	Public Art Fund	-	-	-	-	-	-	-	15,000	15,000
Total Expense		-	-	-	-	-	-	-	\$1,515,000	\$1,515,000
Net Total		-	-	-	-	-	-	-	-	-



Traffic Signal @ 10th Street and 63rd Avenue (Pumpkin Ridge) - new signal

Project Number:	312.1737	Budget Year:	2018
Division:	Transportation Services	Council Priority:	Safety- Traffic Safety
Project Type:	Infrastructure Maintenance	Regions:	4 - 10 St North/23 Ave West
Fund:	Transportation Development	Location:	10th Street at 63rd Avenue
Project Manager:	Eric Bracke	Budget Unit #:	Unassigned
Project Status:	Funded		

Description:

This project will install a new traffic signal on 10th Street at 63rd Ave. due to traffic delay and crash issues at the intersection meeting traffic signal warrants. The signal is in conformance with the access control plan and has been anticipated.

Discussion of Progress:

No additional information

Justification:

The traffic signal has been identified in the US34 Business Access Control Plan since 2005. The implementation will reduce delay for vehicles on 63rd and help minimize crash conflicts.

Revenue Detail:

The road development fee is imposed by the City for the impact a new development has on city infrastructure.

Impact on Operating Budget:

None

GL Account	Description	Previous 3 Years	2016 Actual	2017 Revised Budget	2018	2019	2020	2021	2022	Grand Total
Revenue										
4611	Development Fees	-	-	-	-	-	-	-	505,000	505,000
Total Revenue		-	-	-	-	-	-	-	\$505,000	\$505,000
Expense										
8202	Construction	-	-	-	-	-	-	-	499,000	499,000
8232	Project Management	-	-	-	-	-	-	-	1,000	1,000
9303	Public Art Fund	-	-	-	-	-	-	-	5,000	5,000
Total Expense		-	-	-	-	-	-	-	\$505,000	\$505,000
Net Total		-	-	-	-	-	-	-	-	-



Traffic Signal at 37th Street and Two Rivers Parkway - new signal

Project Number:	312.1713	Budget Year:	2018
Division:	Transportation Services	Council Priority:	Safety- Traffic Safety
Project Type:	Infrastructure Maintenance	Regions:	0 - Multiple Wards
Fund:	Transportation Development	Location:	37th Street and Two Rivers Parkway
Project Manager:	Eric Bracke	Budget Unit #:	Unassigned
Project Status:	Funded		

Description:

The intersection of 37th Street and Two Rivers Parkway has seen additional growth in traffic over the past several years and is now in need of a traffic signal due to a high number of crashes and poor visablity due to terrain and structures.

Discussion of Progress:

No additional information

Justification:

A warrant study was conducted under the guidelines of the Manual on Uniform Traffic Control Devices and the intersection met Warrant #2 (4-hour volume warrant), Warrant #3 (Peak hour warrant), and Warrant #7 (crash warrant). Meeting the crash warrant moves the signalization of the intersection up the priority list.

Revenue Detail:

The city will attempt to share costs with the City of Evans since half of this intersection is in that community. The balance will be funded with road development fees. The road development fee is imposed by the City for the impact a new development has on city infrastructure.

Impact on Operating Budget:

None

GL Account	Description	Previous 3 Years	2016 Actual	2017 Revised Budget	2018	2019	2020	2021	2022	Grand Total
Revenue										
4611	Development Fees	-	-	-	-	-	-	-	350,000	350,000
Total Revenue		-	-	-	-	-	-	-	\$350,000	\$350,000
Expense										
8202	Construction	-	-	-	-	-	-	-	350,000	350,000
Total Expense		-	-	-	-	-	-	-	\$350,000	\$350,000
Net Total		-	-	-	-	-	-	-	-	-



CDOT Partnership Projects

Project Number:	312.1706	Budget Year:	2018
Division:	Capital Improvements	Council Priority:	Safety- Traffic Safety
Project Type:	Infrastructure Maintenance	Regions:	0 - Multiple Wards
Fund:	Transportation Development	Location:	Citywide
Project Manager:	Joel Hemesath	Budget Unit #:	Unassigned
Project Status:	Funded		

Description:

This money will help with partnership opportunities on the state highway system as CDOT needs partnerships to help with interchanges, traffic signals, and turn lane projects.

Discussion of Progress:

No additional information

Justification:

Greeley has grown to a point that some of the intersections on the state highway system are needing major improvements to reduce congestion. CDOT looks to local communities to partner on projects to address congestion and safety needs. For example, there are no additional improvements that would greatly improve 35th Ave and Highway 34 except an interchange. 47th Ave and Highway 34 is very similar. The interchange at Highway 34 and Highway 85 has several bridges needing to be replaced as well as improvements to make this intersection easier to navigate, but at \$120 million to improve this CDOT will need partnerships from Greeley and possibly other communities. Traffic signals will be needed near Promontory as well. Currently a Planning and Environmental Linkage Study is being completed by CDOT to identify projects and priorities for Highway 85 and 34. These documents studies when completed will allow for better prioritization of projects and funding as opportunities arise.

Revenue Detail:

No additional information

Impact on Operating Budget:

None

GL Account	Description	Previous 3 Years	2016 Actual	2017 Revised Budget	2018	2019	2020	2021	2022	Grand Total
Revenue										
4611	Development Fees	-	-	-	-	-	-	-	750,000	750,000
Total Revenue		-	-	-	-	-	-	-	750,000	750,000
Expense										
8202	Construction	-	-	-	-	-	-	-	750,000	750,000
Total Expense		-	-	-	-	-	-	-	750,000	750,000
Net Total		-	-	-	-	-	-	-	-	-



Interchange Construction - Highway 34 & 35th Avenue

Project Number:	312.1724	Budget Year:	2018
Division:	Engineering	Council Priority:	Safety- Traffic Safety
Project Type:	Road Development	Regions:	3- 10 St South/23 Ave West
Fund:	Transportation Development	Location:	Highway 34 & 35th Avenue
Project Manager:	Tom Hellen	Budget Unit #:	Unassigned
Project Status:	Unfunded		

Description:

This project would build a standard interchange to improve the traffic flow of this intersection which is Greeley's busiest intersection and has a poor level of service. CDOT would likely participate in the cost of this project. This interchange is included in the Hwy 34 Bypass Access Control Plan approved by CDOT. Cost participation from CDOT is unknown at this time.

Discussion of Progress:

No additional information

Justification:

Revenue Detail:

The road development fee is imposed by the City for the impact a new development has on city infrastructure.

Impact on Operating Budget:

None

GL Account	Description	Total
Expense		
8202	Construction	30,000,000
Total Expense		\$30,000,000

35th Avenue at 29th Street Intersection Relocation

Project Number:	312.1502	Budget Year:	2018
Division:	Engineering	Council Priority:	Safety- Traffic Safety
Project Type:	Road Development	Regions:	3- 10 St South/23 Ave West
Fund:	Transportation Development	Location:	35th Avenue and 29th Street
Project Manager:	Tom Hellen	Budget Unit #:	Unassigned
Project Status:	Unfunded		

Description:

There are currently two intersections of 29th Street with 35th Avenue which are separated by 385 feet. This project will relocate the east leg of the intersection northward to line up with the west leg. A traffic signal at the new 4-way intersection will be needed. Right of way acquisition will be required.

Discussion of Progress:

This project is complicated by the fact that the entrance to the shopping center to the north is currently signalized and the south intersection is also signalized. Signalizing the new intersection will create congestion and new difficulties in traffic operations because all three intersections are too close to each other. Although signalizing and relocating the eastern leg of the intersection is not ideal, it’s better than having three signalized intersections. The southern most intersection (east leg) would be abandoned. A study/preliminary design needs to be done first to better analyze the road alignment and better define costs. There are issues with this new alignment crossing the Greeley/Loveland Irrigation ditch and there are vertical grade issues and impacts to two property owners that would require their parking lots to be rebuilt in new locations.

Justification:

There are currently two intersections of 29th Street with 35th Avenue which are separated by 385 feet. The south intersection is currently signalized and the north intersection is controlled by a STOP sign on 29th Street. The north intersection meets the Manual on Uniform Traffic Control Devices (MUTCD) warrants for traffic signalization but is too close to other traffic signals to be effective. Relocating the intersection(s) has been the selected alternative to reduce the delays currently experienced on the west leg of the northern intersection.

Revenue Detail:

The road development fee is imposed by the City for the impact a new development has on city infrastructure.

Impact on Operating Budget:

None

GL Account	Description	Total
Expense		
8202	Construction	4,000,000
9303	Public Art Fund	40,000
Total Expense		\$4,040,000

Highway 34 & Highway 85 Interchange Construction

Project Number:	312.1731	Budget Year:	2018
Division:	Engineering	Council Priority:	Safety- Traffic Safety
Project Type:	Road Development	Regions:	2- 16 St South/23 Ave East
Fund:	Transportation Development	Location:	Highway 34 & Highway 85 Interchange
Project Manager:	Tom Hellen	Budget Unit #:	Unassigned
Project Status:	Unfunded		

Description:

This interchange is in need of several bridge replacements and in need of being reconfigured to improve flow, safety and long term capacity. Money would be partnered with CDOT to fund improvements to this overall \$120 million project. This project is currently in preliminary design by CDOT.

Discussion of Progress:

No additional information

Justification:

Revenue Detail:

The road development fee is imposed by the City for the impact a new development has on city infrastructure.

Impact on Operating Budget:

None

GL Account	Description	Total
Expense		
8202	Construction	120,000,000
Total Expense		\$120,000,000

Interchange Construction - Highway 34 & 47th Avenue

Project Number:	312.1725	Budget Year:	2018
Division:	Engineering	Council Priority:	Safety- Traffic Safety
Project Type:	Road Development	Regions:	3- 10 St South/23 Ave West
Fund:	Transportation Development	Location:	Highway 34 & 47th Avenue
Project Manager:	Tom Hellen	Budget Unit #:	Unassigned
Project Status:	Unfunded		

Description:

This project would build a standard interchange to improve the traffic flow of this intersection. This intersection is one of the top five busiest intersections in Greeley. CDOT would likely participate in the cost of this project. This interchange is included in the Hwy 34 Bypass Access Control Plan approved by CDOT. Cost participation from CDOT is unknown.

Discussion of Progress:

No additional information

Justification:

Revenue Detail:

The road development fee is imposed by the City for the impact a new development has on city infrastructure.

Impact on Operating Budget:

None

GL Account	Description	Total
Expense		
8202	Construction	30,000,000
Total Expense		\$30,000,000

"O" St:35th Ave to 83rd Ave - Road Widening

Project Number:	312.1728	Budget Year:	2018
Division:	Engineering	Council Priority:	Safety- Traffic Safety
Project Type:	Road Development	Regions:	0 - Multiple Wards
Fund:	Transportation Development	Location:	"O" St:35th Ave to 83rd Ave
Project Manager:	Tom Hellen	Budget Unit #:	Unassigned
Project Status:	Unfunded		

Description:

This project would be the first step towards connecting "O" Street to Crossroads. ROW acquisition and inclusion of Weld County is needed.

Discussion of Progress:

No additional information

Justification:

Revenue Detail:

The road development fee is imposed by the City for the impact a new development has on city infrastructure.

Impact on Operating Budget:

None

GL Account	Description	Total
Expense		
8202	Construction	21,700,000
Total Expense		\$21,700,000

Traffic Signal Promontory Parkway & Hwy 34 By-pass - new signal

Project Number:	312.173	Budget Year:	2018
Division:	Transportation Services	Council Priority:	Safety- Traffic Safety
Project Type:	Road Development	Regions:	4 - 10 St North/23 Ave West
Fund:	Transportation Development	Location:	Promontory Parkway & Hwy 34 By-pass
Project Manager:	Eric Bracke	Budget Unit #:	Unassigned
Project Status:	Unfunded		

Description:

There has been growth in the Promontory area and the major businesses at Promontory see a considerable amount of traffic during morning and afternoon when work starts and ends for the day. This along with the additional traffic on Highway 34 is causing delays at times and a signal is warranted to help with this delay.

Discussion of Progress:

No additional information

Justification:

Revenue Detail:

The road development fee is imposed by the City for the impact a new development has on city infrastructure.

Impact on Operating Budget:

None

GL Account	Description	Total
Expense		
8202	Construction	500,000
Total Expense		\$500,000

37th Street Improvements: 65th Ave to 83rd Ave - Road Widening

Project Number:	312.1735	Budget Year:	2018
Division:	Engineering	Council Priority:	Safety- Traffic Safety
Project Type:	Road Development	Regions:	3- 10 St South/23 Ave West
Fund:	Transportation Development	Location:	37th Street: 65th Ave to 83rd Ave
Project Manager:	Tom Hellen	Budget Unit #:	Unassigned
Project Status:	Unfunded		

Description:

As Greeley and communities south of Greeley grow together with anticipated future development the traffic volumes on 37th St are expected to increase and improvements to this road to expand it to 4 lanes and add bike and pedestrian improvements medians and street lights will be needed starting from 65th Ave west to 83rd Ave. Just over 1 mile in length - this project would. 37th Street is in both Greeley and Evans city limits and so coordination of this construction between city's would need to be determined.

Discussion of Progress:

No additional information

Justification:

Revenue Detail:

The road development fee is imposed by the City for the impact a new development has on city infrastructure.

Impact on Operating Budget:

None

GL Account	Description	Total
Expense		
8202	Construction	6,000,000
Total Expense		\$6,000,000

23rd Avenue: 4th Street to "C" Street - Road widening and complete streets upgrade

Project Number:	793	Budget Year:	2018
Division:	Engineering	Council Priority:	Safety- Traffic Safety
Project Type:	Road Development	Regions:	0 - Multiple Wards
Fund:	Transportation Development	Location:	23rd Avenue from 4th Street to "C" Street
Project Manager:	Rafael Samaniego	Budget Unit #:	Unassigned
Project Status:	Unfunded		

Description:

23rd Avenue north of 4th Street is classified as a collector road in the Comprehensive Transportation Plan. Pedestrian facilities are needed along this corridor, and the existing street lacks auxiliary lanes. The pavement was overlaid in 2012 so it will be in need of maintenance within 10 years. Preliminary design will set the stage for planning and scheduling of the widening, as well as pedestrian and drainage improvements.

Discussion of Progress:

Drainage considerations will be a major consideration in the corridor street design. Right of way may be a major concern. It is recommended that preliminary design be completed for this corridor to establish the required scope of the project for storm water needs as well as street improvement needs.

Justification:

Preliminary design for this corridor is needed to establish roadway cross section(s), turn lane needs, number of lanes, storm drainage needs, right of way needs, etc. Storm drainage concerns have been identified that will warrant special analysis regarding collection, outfall routing, and water quality needs.

Revenue Detail:

The road development fee is imposed by the City for the impact a new development has on city infrastructure.

Impact on Operating Budget:

None

GL Account	Description	Total
Expense		
8206	Design Fees	150,000
8212	Land/Building Cost/Demolition	59,200
8214	Legal Publications	800
9303	Public Art Fund	2,100
Total Expense		\$212,100

4th Street: 23rd to 30th Avenue - Road widening and complete streets upgrade

Project Number:	406	Budget Year:	2018
Division:	Engineering	Council Priority:	Safety- Traffic Safety
Project Type:	Road Development	Regions:	4 - 10 St North/23 Ave West
Fund:	Transportation Development	Location:	4th Street from 23rd to 30th Avenue
Project Manager:	Tom Hellen	Budget Unit #:	Unassigned
Project Status:	Unfunded		

Description:

This project is for the design and upgrade of 4th Street from 23rd to 30th Avenue. 4th Street was originally constructed as a three lane section with on-street bike lanes from 23rd to 30th Avenue. The section between 23rd Avenue and 26th Avenue Court lacks pedestrian facilities and curb on both sides of the street. From 26th Avenue Court to 30th Avenue the curb and sidewalk is missing on the north side. This project would complete the missing sections of the road making it a complete for all modes of travel.

Discussion of Progress:

This project may require right of way acquisition. Right of way needs will be determined after a thorough scoping prior to setting a schedule. The cost for construction is heavily dependent on scoping for additional lighting, street scaping, landscaping, medians, etc. The corridor has existing curb, gutter and sidewalk along portions of the road segment as a result of previous development. Design and final scoping, include identification and acquisition of right of way, needs to be completed prior to establishing the final budgetary cost for construction. Current revenue projections will allow this project to be constructed in 2022 instead of the overlay project allowing overlay funds to be used elsewhere.

Design cost was estimated at \$303,000, and construction cost was estimated at \$1.77M, based on 2015 dollars.

Justification:

Existing roadway does not meet arterial standards and several portions of the roadway are missing sidewalk, curb and gutter. This road needs additional lanes to accommodate turning movements and traffic. Sidewalks and bike lanes are needed to safely accommodate pedestrians.

Revenue Detail:

The road development fee is imposed by the City for the impact a new development has on city infrastructure.

Impact on Operating Budget:

An increase to the General fund for annual operating maintenance cost has been included in the budget. This includes landscape maintenance in the median as well as side landscaping when applicable. Also included is the cost of utility expense for additional street lighting, additional snow removal and street sweeping costs.

GL Account	Description	Total
Expense		
8202	Construction	1,974,900
8206	Design Fees	245,000
8212	Land/Building Cost/Demolition	245,000
8214	Legal Publications	100
8232	Project Management	35,000
9303	Public Art Fund	25,000
Total Expense		\$2,525,000

83rd Ave:18th St to 10th St - Road widening

Project Number:	312.1727	Budget Year:	2018
Division:	Engineering	Council Priority:	Safety- Traffic Safety
Project Type:	Road Development	Regions:	4 - 10 St North/23 Ave West
Fund:	Transportation Development	Location:	83rd Ave:18th St to 10th St
Project Manager:	Tom Hellen	Budget Unit #:	Unassigned
Project Status:	Unfunded		

Description:

83rd Avenue has been identified as a major arterial by the Greeley 2035 Comprehensive Transportation Plan. This project will widen 83rd Avenue to a major arterial roadway with medians and turn lanes from 18th Street to the Highway 34 (10th Street).

Discussion of Progress:

No additional information

Justification:

Revenue Detail:

The road development fee is imposed by the City for the impact a new development has on city infrastructure.

Impact on Operating Budget:

None

GL Account	Description	Total
Expense		
8202	Construction	4,000,000
Total Expense		\$4,000,000

Traffic Signal 10th St at Promontory Parkway - new signal

Project Number:	312.1729	Budget Year:	2018
Division:	Transportation Services	Council Priority:	Safety- Traffic Safety
Project Type:	Road Development	Regions:	4 - 10 St North/23 Ave West
Fund:	Transportation Development	Location:	10th St at Promontory Parkway
Project Manager:	Eric Bracke	Budget Unit #:	Unassigned
Project Status:	Unfunded		

Description:

There has been growth in the Promontory area and on 10th St causing traffic delays and so signalization is needed at this intersection to improve safety and reduce delay for the side street traffic.

Discussion of Progress:

No additional information

Justification:

Revenue Detail:

The road development fee is imposed by the City for the impact a new development has on city infrastructure.

Impact on Operating Budget:

None

GL Account	Description	Total
Expense		
8202	Construction	500,000
Total Expense		\$500,000

Traffic Signal at 20th Street and 50th Avenue - new signal

Project Number:	312.1512	Budget Year:	2018
Division:	Transportation Services	Council Priority:	Safety- Traffic Safety
Project Type:	Road Development	Regions:	3- 10 St South/23 Ave West
Fund:	Transportation Development	Location:	20th Street @ 50th Avenue
Project Manager:	Eric Bracke	Budget Unit #:	Unassigned
Project Status:	Unfunded		

Description:

This project will install a new traffic signal on 20th St and 50th Ave. which is the main entrance to AIMS Community College. Peak hour delays and recent/proposed developments in the area have brought this intersection to the need of signalization.

Discussion of Progress:

No additional information

Justification:

This intersection is expected to meet traffic signal warrants by the proposed installation date of 2022 due to additional development in the area.

Revenue Detail:

The road development fee is imposed by the City for the impact a new development has on city infrastructure.

Impact on Operating Budget:

None

GL Account	Description	Total
Expense		
8202	Construction	303,000
Total Expense		\$303,000

95th Ave: 20th St to 10th St - Road Widening

Project Number:	312.1732	Budget Year:	2018
Division:	Engineering	Council Priority:	Safety- Traffic Safety
Project Type:	Road Development	Regions:	4 - 10 St North/23 Ave West
Fund:	Transportation Development	Location:	95th Ave: 20th St to 10th St
Project Manager:	Tom Hellen	Budget Unit #:	Unassigned
Project Status:	Unfunded		

Description:

This project would widen 95th Ave to a minor arterial with two travel lanes and a center turn lane along with curb, gutter sidewalks, medians, tree lawns and street lights. This project would also install a traffic signal at 10th Street.

Discussion of Progress:

No additional information

Justification:

Revenue Detail:

The road development fee is imposed by the City for the impact a new development has on city infrastructure.

Impact on Operating Budget:

None

GL Account	Description	Total
Expense		
8202	Construction	6,000,000
Total Expense		\$6,000,000

47th Ave: "F St to "B" St (New Street)

Project Number:	312.1733	Budget Year:	2018
Division:	Engineering	Council Priority:	Safety- Traffic Safety
Project Type:	Road Development	Regions:	4 - 10 St North/23 Ave West
Fund:	Transportation Development	Location:	47th Ave: "F St to "B" St
Project Manager:	Tom Hellen	Budget Unit #:	Unassigned
Project Status:	Unfunded		

Description:

This project would continue 47th Ave as a 3 lane road to "F" St. 500 feet is in City limits with dedicated ROW and 1,300 feet is currently in the county. 100' ROW width would be obtained a part of development for most of the county portion when annexed into the city. This road is anticipated to end at "F" St as development occurs in this area. Construction will include curb, gutter, sidewalk, median, street trees and street lighting.

Discussion of Progress:

No additional information

Justification:

Revenue Detail:

The road development fee is imposed by the City for the impact a new development has on city infrastructure.

Impact on Operating Budget:

None

GL Account	Description	Total
Expense		
8202	Construction	3,000,000
Total Expense		\$3,000,000

37th Street Improvements: 83rd Ave to SH 257 - Road Widening

Project Number:	312.1736	Budget Year:	2018
Division:	Engineering	Council Priority:	Safety- Traffic Safety
Project Type:	Road Development	Regions:	0 - Multiple Wards
Fund:	Transportation Development	Location:	37th Street: 83rd Ave to SH 257
Project Manager:	Tom Hellen	Budget Unit #:	Unassigned
Project Status:	Unfunded		

Description:

As Greeley and communities south of Greeley grow together traffic volumes on 37th St are expected to increase and improvements to this road to expand it to 4 lanes and add bike and pedestrian improvements medians, tree lawns and street lights. This project, 3.5 miles in length, extends 37th Street to the existing traffic signal at SH 257. ROW is within both Greeley and Weld County boundaries, but communities to the south such as Milliken plan to build up to 37th St so coordination will likely be necessary.

Discussion of Progress:

No additional information

Justification:

Revenue Detail:

The road development fee is imposed by the City for the impact a new development has on city infrastructure.

Impact on Operating Budget:

None

GL Account	Description	Total
Expense		
8202	Construction	18,000,000
Total Expense		\$18,000,000

Additional Roadway Street Lighting at Various Locations

Project Number:	301.7	Budget Year:	2018
Division:	Engineering	Council Priority:	Safety- Traffic Safety
Project Type:	Road Development	Regions:	0 - Multiple Wards
Fund:	Transportation Development	Location:	Various locations through-out the City
Project Manager:	Jim Neergaard	Budget Unit #:	Unassigned
Project Status:	Unfunded		

Description:

Install new street lights in older areas of the city where lighting doesn't meet standard spacing.

Discussion of Progress:

No additional information

Justification:

This proposal is for adding roadway street lighting in areas where lack of lighting has caused concerns for various reasons. Examples would be Pedestrian/Vehicle accident areas; citizen requested areas; areas throughout the City that don't meet current standards for roadway lighting and finally replacing vehicle damaged lights where there was no insurance. Designs and Cost Estimates for some of the various scenarios have been established and the estimated costs at that time only hold true for a six month period. Three areas where the first budgeted amount could go would be; 1.) at 24th St. & 35th Ave Ct. where a citizen/vehicle accident occurred at an unlit crosswalk with the estimated cost of \$4,500. 2.) at 14th Ave & 'A' St. which is the South Entrance to Island Grove Park. This intersection has one light and the proposed would be to change and replace with five steel Davit 250 watt lights in the surrounding area at a cost of \$31,000. 3.) at 73rd Ave Ct. & 22nd St. where there isn't any light and therefore doesn't meet current standards, the cost estimate for one 100 watt light is \$6,500. Vehicle damaged lights are very costly and time consuming to get replacements and these costs usually are around \$4,000 each plus labor; where one light cost us over \$16,000 for replacement. With the remaining balance, it could be used for other citizen requests that funds weren't available for that have been earmarked for years. In the following year's budgets it can be utilized for more citizen requests, upgrading roadway corridors and/or subpar standards within subdivisions and finally the continued replacement from vehicle caused damage.

Revenue Detail:

The road development fee is imposed by the City for the impact a new development has on city infrastructure.

Impact on Operating Budget:

None

GL Account	Description	Total
Expense		
8202	Construction	180,000
8234	Repair/Maintenance Supplies	20,000
9303	Public Art Fund	2,000
Total Expense		\$202,000



Park Development

Fund 314



2018 - 2022 Five Year Plan

314 - Park Development

	2016 Actual	2017 Original Budget	2017 Revised Budget	2018	2019	2020	2021	2022	Total 2018 - 2022
Beginning Available Cash Balance	-	-	-	-	-	-	-	-	-

Revenues

GL	Description	2016 Actual	2017 Original	2017	2018	2019	2020	2021	2022	2018-2022
4611	Development Fees	1,305,774	2,241,265	2,241,265	963,744	2,092,242	2,092,242	2,134,087	2,198,109	9,480,424
56**	Investment Earnings	442	-	-	500	500	500	500	500	2,500
Total Revenue		\$1,306,216	\$2,241,265	\$2,241,265	\$964,244	\$2,092,742	\$2,092,742	\$2,134,587	\$2,198,609	\$9,482,924

Expenditures

Page	Project	Title	2016 Actual	2017 Original	2017	2018	2019	2020	2021	2022	2018 - 2022
	350	Investment Charges	47	-	-	50	50	50	50	50	250
	2035	Transfer to Quality of Life Fund From Community Parks	59,874	-	-	-	-	-	-	-	-
	2036	Transfer to Quality of Life Fund from Neighborhood Parks	37,067	-	-	-	-	-	-	-	-
	438	Transfer to Quality of Life	1,209,228	2,241,265	2,241,265	964,194	2,092,692	2,092,692	2,134,537	2,198,559	9,482,674
Total Expenditures			\$1,306,216	\$2,241,265	\$2,241,265	\$964,244	\$2,092,742	\$2,092,742	\$2,134,587	\$2,198,609	\$9,482,924

Ending Available Cash Balance	-	-	-	-	-	-	-	-	-
-------------------------------	---	---	---	---	---	---	---	---	---

Future Projects

Page	Rank	Project	Description	Total Unfunded
402	1	73	Island Grove - Pond Development	1,019,500
Total Future Projects				\$1,019,500

2018 - 2022 Five Year Plan Comparison to Previous Budget Year

314 - Park Development

	2018 Original	2018	2019 Original	2019	2020 Original	2020	2021 Original	2021	2022 Original	2022	Total 2018 - 2022 Original	2018-2022
Beginning Available Cash Balance	-	-	-	-	-	-	-	-	-	-	-	-

Revenues

GL	Description	2018 Original	2018	2019 Original	2019	2020 Original	2020	2021 Original	2021	2022 Original	2022	2018-2022 Original	2018-2022
4611	Development Fees	963,744	963,744	973,382	2,092,242	1,868,893	2,092,242	2,055,782	2,134,087	-	2,198,109	5,861,801	9,480,424
56**	Investment Earnings	-	500	-	500	-	500	-	500	-	500	-	2,500
Total Revenue		\$963,744	\$964,244	\$973,382	\$2,092,742	\$1,868,893	\$2,092,742	\$2,055,782	\$2,134,587	-	\$2,198,609	\$5,861,801	\$9,482,924

Expenditures

Page	Project	Title	2018 Original	2018	2019 Original	2019	2020 Original	2020	2021 Original	2021	2022 Original	2022	2018-2022 Original	2018 - 2022
	350	Investment Charges	-	50	-	50	-	50	-	50	-	50	-	250
	438	Transfer to Quality of Life	963,744	964,194	973,382	2,092,692	1,868,893	2,092,692	2,055,782	2,134,537	-	2,198,559	5,861,801	9,482,674
Total Expenditures			\$963,744	\$964,244	\$973,382	\$2,092,742	\$1,868,893	\$2,092,742	\$2,055,782	\$2,134,587	-	\$2,198,609	\$5,861,801	\$9,482,924

Ending Available Cash Balance	-	-	-	-	-	-	-	-	-	-	-	-
-------------------------------	---	---	---	---	---	---	---	---	---	---	---	---

Future Projects

Page	Current Rank	Previous Rank	Project	Description	Total Unfunded	2018 Total Unfunded
402	1	1	73	Island Grove - Pond Development	1,019,500	1,019,500
Total Future Projects					\$1,019,500	\$1,019,500

Island Grove - Pond Development

Project Number:	73	Budget Year:	2018
Division:	Island Grove	Council Priority:	Image- Quality of Life
Project Type:	Parks/Recreation	Regions:	1- 16 St North/35 Ave East
Fund:	Park Development	Location:	Island Grove Park 501 North 14th Avenue
Project Manager:	Tom Welch	Budget Unit #:	Unassigned
Project Status:	Unfunded		

Description:

Development of an eight acre lake located west of the Exhibition Building for fishing, boating and model boating, concrete trail, camping sites and picnic shelter. Will not happen until Bucklen Equipment completes mining operation in 2012 or 2013.

Discussion of Progress:

No additional information

Justification:

Part of the Island Grove Master Plan focuses on the vision of the City, County, and Island Grove users to create a plan for facilities to meet current and future needs for the community to hold public and private events.

Revenue Detail:

No additional information

Impact on Operating Budget:

None

GL Account	Description	Total
Expense		
8202	Construction	689,500
8206	Design Fees	145,000
8216	Miscellaneous	2,000
8218	Miscellaneous Design	5,000
8226	Permits, Fees, Etc	7,000
8232	Project Management	60,000
8236	Soils Investigation	6,000
8238	Surveying	10,000
8240	Testing And Inspection	5,000
8242	Utility Services	80,000
9301	Public Improvement Fund	10,000
Total Expense		\$1,019,500





Trails Development

Fund 316



2018 - 2022 Five Year Plan

316 - Trails Development

	2016 Actual	2017 Original Budget	2017 Revised Budget	2018	2019	2020	2021	2022	Total 2018 - 2022
Beginning Available Cash Balance	\$690,368	\$836,315	\$836,315	\$862,498	\$110,021	\$4,260	\$159,247	\$400,413	

Revenues

GL	Description	2016 Actual	2017 Original	2017	2018	2019	2020	2021	2022	2018-2022
4611	Development Fees	146,625	229,094	229,094	98,511	234,937	234,937	239,636	246,825	1,054,846
56**	Investment Earnings	6,086	3,768	3,768	4,672	4,347	1,000	1,800	2,200	14,019
Total Revenue		\$152,712	\$232,862	\$232,862	\$103,183	\$239,284	\$235,937	\$241,436	\$249,025	\$1,068,865

Expenditures

Page	Project	Title	2016 Actual	2017 Original	2017	2018	2019	2020	2021	2022	2018 - 2022
	392	Investment Charges	659	528	528	655	609	150	270	330	2,014
408	800	Broadview Acres Trail Phase Two and Three	6,106	-	92,762	150,000	136,436	80,800	-	-	367,236
	439	Transfer to Quality of Life	-	-	113,389	-	-	-	-	-	-
412	532	Sheepdraw Trail Spur South Through Triple Creek Open Space	-	-	-	383,320	-	-	-	-	383,320
414	533	Sheepdraw Trail Spur North of 20th Street in Mountain Vista	-	-	-	321,685	-	-	-	-	321,685
416	316.1701	#3 Ditch Trail Connect Larson Ditch Trail to Poudre Trail	-	-	-	-	208,000	-	-	-	208,000
418	316.1702	Larson Trail to Poudre River Trail	-	-	-	-	-	-	-	800,000	800,000
Total Expenditures			\$6,765	\$528	\$206,679	\$855,660	\$345,045	\$80,950	\$270	\$800,330	\$2,082,255

Ending Available Cash Balance	\$836,315	\$1,068,649	\$862,498	\$110,021	\$4,260	\$159,247	\$400,413	(\$150,892)
-------------------------------	-----------	-------------	-----------	-----------	---------	-----------	-----------	-------------

Future Projects

Page	Rank	Project	Description	Total Unfunded
420	1	316.1703	10th Street Sidepath 71st Ave to 77th Ave	500,000
421	2	316.1704	83rd Avenue Trail Sheep Draw Trail to Poudre River Trail	2,200,000
422	3	316.1705	Southwest Trail Sheep Draw to Ashcroft Draw	4,950,000
Total Future Projects				\$7,650,000

2018 - 2022 Five Year Plan Comparison to Previous Budget Year

316 - Trails Development

	2018 Original	2018	2019 Original	2019	2020 Original	2020	2021 Original	2021	2022 Original	2022	Total 2018 - 2022 Original	2018-2022
Beginning Available Cash Balance	\$862,498	\$862,498	\$597,790	\$110,021	\$451,024	\$4,260	\$433,366	\$159,247	\$438,108	\$400,413		

Revenues

GL	Description	2018 Original	2018	2019 Original	2019	2020 Original	2020	2021 Original	2021	2022 Original	2022	2018-2022 Original	2018-2022
4611	Development Fees	98,511	98,511	99,496	234,937	191,032	234,937	210,135	239,636	-	246,825	599,174	1,054,846
56**	Investment Earnings	4,672	4,672	4,347	4,347	3,378	1,000	3,031	1,800	-	2,200	15,428	14,019
Total Revenue		\$103,183	\$103,183	\$103,843	\$239,284	\$194,410	\$235,937	\$213,166	\$241,436	-	\$249,025	\$614,602	\$1,068,865

Expenditures

Page	Project	Title	2018 Original	2018	2019 Original	2019	2020 Original	2020	2021 Original	2021	2022 Original	2022	2018-2022 Original	2018 - 2022
	392	Investment Charges	655	655	609	609	473	150	424	270	-	330	2,161	2,014
408	800	Broadview Acres Trail Phase Two and Three	367,236	150,000	-	136,436	-	80,800	-	-	-	-	367,236	367,236
412	532	Sheepdraw Trail Spur South Through Triple Creek Open Space	-	383,320	250,000	-	-	-	-	-	-	-	250,000	383,320
414	533	Sheepdraw Trail Spur North of 20th Street in Mountain Vista	-	321,685	-	-	211,595	-	-	-	-	-	211,595	321,685
416	316.1701	#3 Ditch Trail Connect Larson Ditch Trail to Poudre Trail	-	-	-	208,000	-	-	208,000	-	-	-	208,000	208,000
418	316.1702	Larson Trail to Poudre River Trail	-	-	-	-	-	-	-	-	-	800,000	-	800,000
Total Expenditures			\$367,891	\$855,660	\$250,609	\$345,045	\$212,068	\$80,950	\$208,424	\$270	-	\$800,330	\$1,038,992	\$2,082,255

Ending Available Cash Balance	\$597,790	\$110,021	\$451,024	\$4,260	\$433,366	\$159,247	\$438,108	\$400,413	\$438,108	(\$150,892)
-------------------------------	-----------	-----------	-----------	---------	-----------	-----------	-----------	-----------	-----------	-------------

Future Projects

Page	Current Rank	Previous Rank	Project	Description	Total Unfunded	2018 Total Unfunded
420	1	2	316.1703	10th Street Sidepath 71st Ave to 77th Ave	500,000	500,000
421	2	3	316.1704	83rd Avenue Trail Sheep Draw Trail to Poudre River Trail	2,200,000	2,200,000
422	3	4	316.1705	Southwest Trail Sheep Draw to Ashcroft Draw	4,950,000	4,950,000
Total Future Projects					\$7,650,000	\$7,650,000

Broadview Acres Trail Phase Two and Three

Project Number:	800	Budget Year:	2018
Division:	Parks	Council Priority:	Image- Healthy Neighborhoods
Project Type:	Parks/Recreation	Regions:	4 - 10 St North/23 Ave West
Fund:	Trails Development	Location:	Broadview Acres Trail
Project Manager:	Sarah Boyd	Budget Unit #:	3160006007930000
Project Status:	Funded		

Description:

This project will encompass right of way acquisition and construction for phases II and III of the Broadview Acres Trail. Phase II is approximately 0.2 miles and will connect the trail from 4th Street to Madison Elementary along the west side of the No.3 ditch. Phase III is 0.6 miles and will connect from 35th Avenue at the Fire Station No.3 west along the north side of the No.3 ditch to the existing Larson Ditch Trail.

Discussion of Progress:

3/30/17 Pricing is currently being sought for the required title commitments for the 11 properties needed for ROW acquisition to complete the trail alignment. 4/25/2017 HC Peck has been identified as the vendor for the title commitment work. Rashan is working with them to refine the scope and cost of services.

Justification:

This project will serve as a continuation of Broadview Acres Trail on both the east and west ends to provide connectivity to the Larson Trail. Phase II serves to provide safe access to Madison Elementary from 4th Street. The continuation to the west will provide the final connection to the Larson Ditch Trail and provide 2.2 consecutive miles of inner city trail access. Connection to the Poudre Trail will still need to be done with a future phase of the Larson Trail north of F Street. Western portion of trail is currently scheduled for construction in 2018.

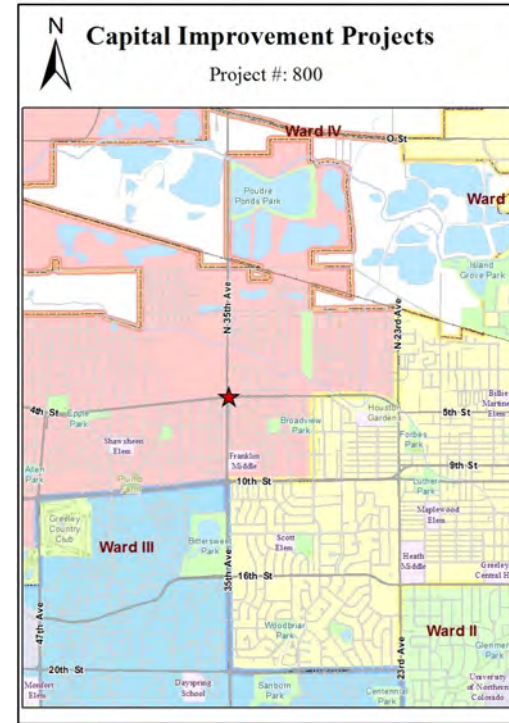
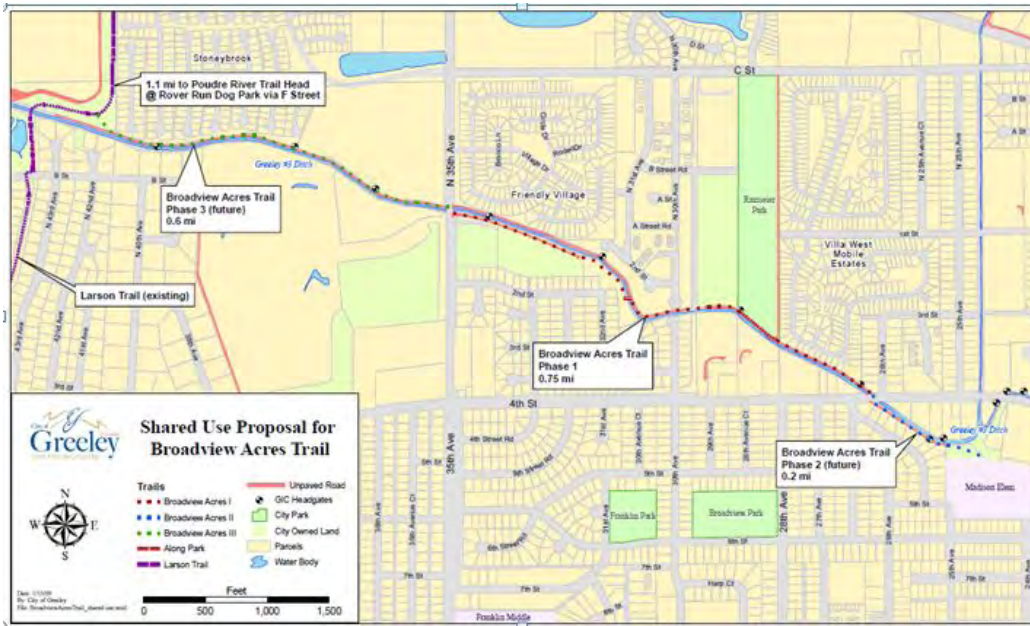
Revenue Detail:

No additional information

Impact on Operating Budget:

None

GL Account	Description	Previous 3 Years	2016 Actual	2017 Revised Budget	2018	2019	2020	2021	2022	Grand Total
Revenue										
	Fund Balance	51,024	6,106	92,762	-	136,436	80,800	-	-	149,893
4611	Development Fees	-	-	-	367,236	-	-	-	-	367,236
Total Revenue		\$51,024	\$6,106	\$92,762	\$367,236	\$136,436	\$80,800	-	-	\$517,129
Expense										
8202	Construction	-	-	-	141,415	133,585	80,000	-	-	355,000
8206	Design Fees	44,793	-	-	-	-	-	-	-	44,793
8212	Land/Building Cost/Demolition	-	4,200	42,300	-	-	-	-	-	46,500
8214	Legal Publications	-	46	-	300	-	-	-	-	346
8226	Permits,Fees, Etc	-	-	-	300	-	-	-	-	300
8229	Professional Services	5,500	-	39,500	5,000	-	-	-	-	50,000
8232	Project Management	68	1,860	962	1,500	1,500	-	-	-	5,891
8236	Soils Investigation	-	-	10,000	-	-	-	-	-	10,000
9303	Public Art Fund	663	-	-	1,485	1,351	800	-	-	4,299
Total Expense		\$51,024	\$6,106	\$92,762	\$150,000	\$136,436	\$80,800	-	-	\$517,129
Net Total		-	-	-	\$217,236	-	-	-	-	-





Sheepdraw Trail Spur South Through Triple Creek Open Space

Project Number:	532	Budget Year:	2018
Division:	Parks	Council Priority:	Image- Healthy Neighborhoods
Project Type:	Parks/Recreation	Regions:	3- 10 St South/23 Ave West
Fund:	Trails Development	Location:	Sheepdraw Trail Spur South Through Triple Creek Open Space at 20th Street between 71st Avenue and 83rd Avenue
Project Manager:	Sarah Boyd	Budget Unit #:	Unassigned
Project Status:	Funded		

Description:

Construction of approximately 2,005 linear feet of a neighborhood connection to the Sheep Draw Trail. This section connects to the Sheep Draw Trail on the northern end of this spur and proceeds south following the natural drainage channel of the Triple Creek Open Space. The southern end of the project will connect to trail section as described in control number 533 in the Mountain Vista subdivision.

Discussion of Progress:

No additional information

Justification:

To provide community connectivity to the Sheep Draw Trail and eventually the Poudre Trail per the parks and trails master plan.

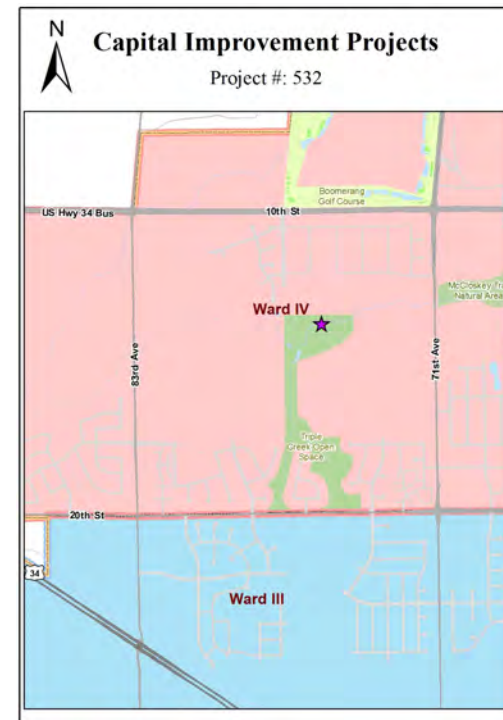
Revenue Detail:

No additional information

Impact on Operating Budget:

None

GL Account	Description	Previous 3		2017 Revised	2018	2019	2020	2021	2022	Grand Total
		Years	2016 Actual	Budget						
Revenue										
4611	Development Fees	-	-	-	383,320	-	-	-	-	383,320
Total Revenue		-	-	-	\$383,320	-	-	-	-	\$383,320
Expense										
8202	Construction	-	-	-	352,000	-	-	-	-	352,000
8206	Design Fees	-	-	-	16,513	-	-	-	-	16,513
8214	Legal Publications	-	-	-	150	-	-	-	-	150
8226	Permits, Fees, Etc	-	-	-	174	-	-	-	-	174
8228	Printing, Copying	-	-	-	150	-	-	-	-	150
8232	Project Management	-	-	-	9,615	-	-	-	-	9,615
8240	Testing And Inspection	-	-	-	923	-	-	-	-	923
9303	Public Art Fund	-	-	-	3,795	-	-	-	-	3,795
Total Expense		-	-	-	\$383,320	-	-	-	-	\$383,320
Net Total		-	-	-	-	-	-	-	-	-



Sheepdraw Trail Spur North of 20th Street in Mountain Vista

Project Number:	533	Budget Year:	2018
Division:	Parks	Council Priority:	Image- Healthy Neighborhoods
Project Type:	Parks/Recreation	Regions:	0 - Multiple Wards
Fund:	Trails Development	Location:	Sheepdraw Trail Spur north of 20th St in Mountain Vista between 71st Avenue and 83rd Avenue
Project Manager:	Sarah Boyd	Budget Unit #:	Unassigned
Project Status:	Funded		

Description:

Construction of approximately 1,737 linear feet of a neighborhood connection to the Sheep Draw Trail. This section connects 20th Street north to the Triple Creek Open space and is located in the Mountain Vista subdivision between 71st Avenue and 83rd Avenue.

Discussion of Progress:

No additional information

Justification:

To provide community connectivity to the Sheep Draw Trail and eventually the Poudre Trail per the parks and trails master plan.

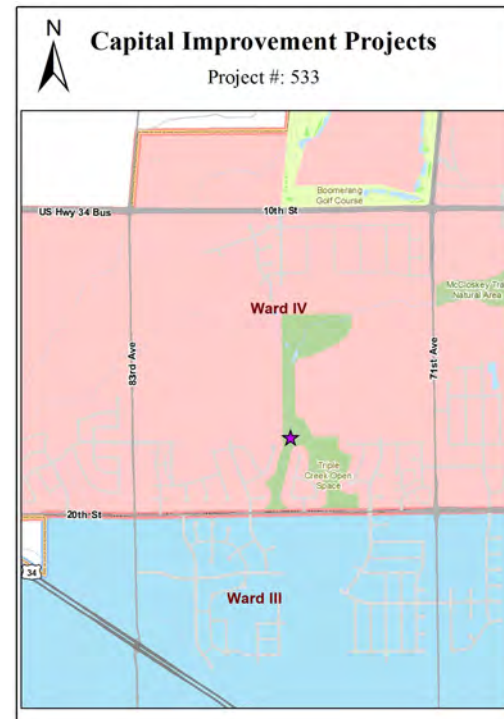
Revenue Detail:

No additional information

Impact on Operating Budget:

None

GL Account	Description	Previous 3 Years	2016 Actual	2017 Revised Budget	2018	2019	2020	2021	2022	Grand Total
Revenue										
4611	Development Fees	-	-	-	321,685	-	-	-	-	321,685
Total Revenue		-	-	-	\$321,685	-	-	-	-	\$321,685
Expense										
8202	Construction	-	-	-	289,000	-	-	-	-	289,000
8206	Design Fees	-	-	-	18,000	-	-	-	-	18,000
8214	Legal Publications	-	-	-	150	-	-	-	-	150
8226	Permits, Fees, Etc	-	-	-	200	-	-	-	-	200
8228	Printing, Copying	-	-	-	150	-	-	-	-	150
8232	Project Management	-	-	-	10,000	-	-	-	-	10,000
8240	Testing And Inspection	-	-	-	1,000	-	-	-	-	1,000
9303	Public Art Fund	-	-	-	3,185	-	-	-	-	3,185
Total Expense		-	-	-	\$321,685	-	-	-	-	\$321,685
Net Total		-	-	-	-	-	-	-	-	-



#3 Ditch Trail Connect Larson Ditch Trail to Poudre Trail

Project Number:	316.1701	Budget Year:	2018
Division:	Parks-Culture, Parks & Recreation	Council Priority:	Infrastructure & Growth- Public Facilities & Equip
Project Type:	Parks/Recreation	Regions:	4 - 10 St North/23 Ave West
Fund:	Trails Development	Location:	Larson Trail to Poudre River Trail
Project Manager:	Sarah Boyd	Budget Unit #:	Unassigned
Project Status:	Funded		

Description:

Acquisition of necessary right-of-way for a trail segment that will connect the Larson Ditch Trail to the Poudre River Trail. Trail length to be approximately 0.86 miles.

Discussion of Progress:

No additional information

Justification:

This trail connection fills an important gap from the intersection of the planned extension of the #3 Ditch Trail to the Poudre River Trail and is an identified priority in the 2016 Parks, Trails, and Open Lands (PTOL) Master Plan.

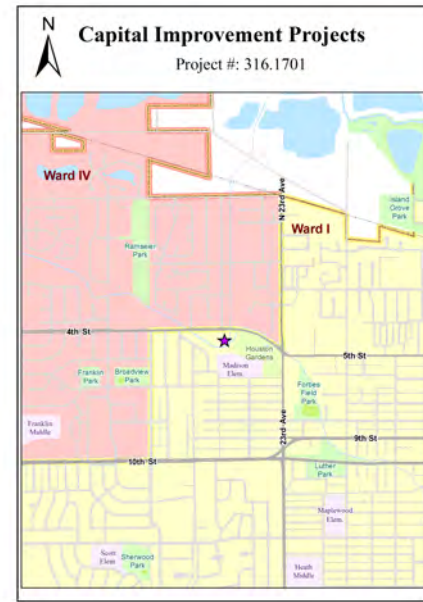
Revenue Detail:

No additional information

Impact on Operating Budget:

None

GL Account	Description	Previous 3 Years	2016 Actual	2017 Revised Budget	2018	2019	2020	2021	2022	Grand Total
Revenue										
4611	Development Fees	-	-	-	-	208,000	-	-	-	208,000
Total Revenue		-	-	-	-	\$208,000	-	-	-	\$208,000
Expense										
8202	Construction	-	-	-	-	208,000	-	-	-	208,000
Total Expense		-	-	-	-	\$208,000	-	-	-	\$208,000
Net Total		-	-	-	-	-	-	-	-	-



Larson Trail to Poudre River Trail

Project Number:	316.1702	Budget Year:	2018
Division:	Parks	Council Priority:	Infrastructure & Growth- Public Facilities & Equip
Project Type:	Parks/Recreation	Regions:	4 - 10 St North/23 Ave West
Fund:	Trails Development	Location:	Larson Trail
Project Manager:	Sarah Boyd	Budget Unit #:	Unassigned
Project Status:	Funded		

Description:

Construction of 0.86 miles of multimodal trail to connect the Larson Ditch Trail to the Poudre River Trail

Discussion of Progress:

No additional information

Justification:

As identified in the 2016 Parks, Trails, and Open Lands Master Plan, this trail connection will fill an important gap from the intersection of the planned extension of the #3 Ditch Trail to the Poudre River Trail.

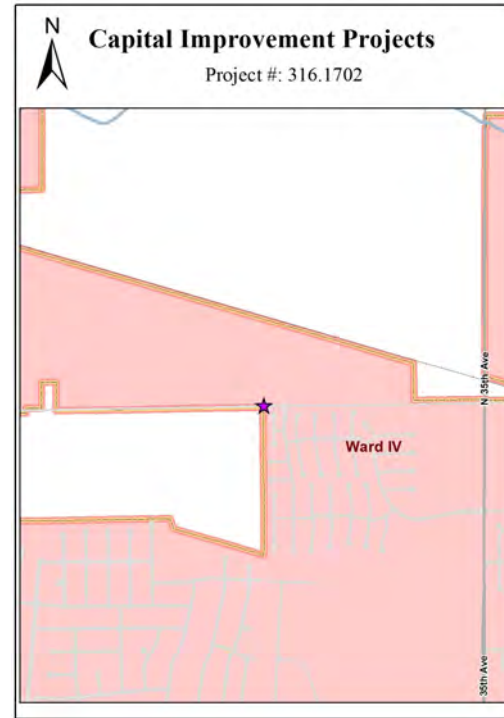
Revenue Detail:

No additional information

Impact on Operating Budget:

None

GL Account	Description	Previous 3 Years	2016 Actual	2017 Revised Budget	2018	2019	2020	2021	2022	Grand Total
Revenue										
4611	Development Fees	-	-	-	-	-	-	-	800,000	800,000
Total Revenue		-	-	-	-	-	-	-	\$800,000	\$800,000
Expense										
8202	Construction	-	-	-	-	-	-	-	800,000	800,000
Total Expense		-	-	-	-	-	-	-	\$800,000	\$800,000
Net Total		-	-	-	-	-	-	-	-	-



10th Street Sidewalk 71st Ave to 77th Ave

Project Number:	316.1703	Budget Year:	2018
Division:	Parks	Council Priority:	Infrastructure & Growth- Public Facilities & Equip
Project Type:	Parks/Recreation	Regions:	4 - 10 St North/23 Ave West
Fund:	Trails Development	Location:	10th Ave (71st Ave to 77th Ave)
Project Manager:	Sarah Boyd	Budget Unit #:	Unassigned
Project Status:	Unfunded		

Description:

Construction of a sidewalk/trail on the north side of 10th Street/Business 34 between 71st Avenue and 77th Avenue along the southern edge of Boomerang Golf Course. Project will include a safety "net" along the golf course to prevent errant golf balls from hitting trail users. Approximately .5 miles in length.

Discussion of Progress:

No additional information

Justification:

As identified as a priority in the 2016 Parks, Trails, and Open Lands (PTOL) Master Plan, this connective trail link will bridge 71st Avenue to development on the west side of Boomerang Golf Course and trail connectivity along 83rd Avenue to the Poudre River Trail.

Revenue Detail:

No additional information

Impact on Operating Budget:

None

GL Account	Description	Total
Expense		
8202	Construction	500,000
Total Expense		\$500,000

83rd Avenue Trail Sheep Draw Trail to Poudre River Trail

Project Number:	316.1704	Budget Year:	2018
Division:	Parks	Council Priority:	Infrastructure & Growth- Public Facilities & Equip
Project Type:	Parks/Recreation	Regions:	4 - 10 St North/23 Ave West
Fund:	Trails Development	Location:	83rd Ave & Sheep Draw Trail
Project Manager:	Sarah Boyd	Budget Unit #:	Unassigned
Project Status:	Unfunded		

Description:

Construction of a new off-street trail connection from the Sheep Draw Trail to the Poudre River Trail generally following the east side of 83rd Avenue. Approximately 2.16 miles in length.

Discussion of Progress:

No additional information

Justification:

As identified as a priority in the 2016 Parks, Trails, and Open Lands (PTOL) Master Plan, this trail will parallel 83rd Avenue from the Sheep Draw Trail to the Poudre River Trail.

Revenue Detail:

No additional information

Impact on Operating Budget:

None

GL Account	Description	Total
Expense		
8202	Construction	2,200,000
Total Expense		\$2,200,000

Southwest Trail Sheep Draw to Ashcroft Draw

Project Number:	316.1705	Budget Year:	2018
Division:	Parks	Council Priority:	Infrastructure & Growth- Public Facilities & Equip
Project Type:	Parks/Recreation	Regions:	0 - Multiple Wards
Fund:	Trails Development	Location:	Sheep Draw Promontory to Ashcroft Draw
Project Manager:	Sarah Boyd	Budget Unit #:	Unassigned
Project Status:	Unfunded		

Description:

A new trail section that will link the Sheep Draw Trail south of Highway 34 and Promontory to the head of the Ashcroft Draw. Trail length of approximately 4.95 miles. May need to be phased in due to cost.

Discussion of Progress:

No additional information

Justification:

As identified in the 2016 Parks, Trails, and Open Lands (PTOL) Master Plan, this trail will follow the northern banks of the exposed portions of Ashcroft Draw, north to US Hwy 34 and south towards Evans before cutting north again. Necessary right-of-way will need to be acquired as a part of this project.

Revenue Detail:

No additional information

Impact on Operating Budget:

None

GL Account	Description	Total
Expense		
8202	Construction	4,950,000
Total Expense		\$4,950,000



Quality of Life

Fund 318



2018 - 2022 Five Year Plan

318 - Quality of Life

	2016 Actual	2017 Original Budget	2017 Revised Budget	2018	2019	2020	2021	2022	Total 2018 - 2022
Beginning Available Cash Balance	\$11,517,833	\$13,155,817	\$13,155,817	\$1,230,859	\$218,002	(\$125,742)	\$151,952	(\$33,158)	

Revenues

GL	Description	2016 Actual	2017 Original	2017	2018	2019	2020	2021	2022	2018-2022
4321	State Grants	658,903	-	-	419,000	1,000,000	-	-	-	1,419,000
56**	Investment Earnings	88,066	48,799	48,799	35,676	30,303	34,154	48,515	48,000	196,648
5715	Other-Refund Of Expenditures	377,718	350,000	350,000	350,000	-	-	-	-	350,000
5788	Other Private Contribution	34,000	-	-	-	-	-	-	-	-
6001	Operating Transfer From General Fund	611,263	-	-	-	-	-	-	-	-
6106	Operating Transfer From Sales And Use Tax	3,123,078	3,089,303	3,089,303	3,225,049	3,321,800	3,421,454	3,524,098	3,629,821	17,122,222
6314	Operating Transfer From Parks Development	1,306,169	2,241,265	1,000,000	964,194	2,092,692	2,092,692	2,134,537	2,198,559	9,482,674
6316	Operating Transfer From Trails Development	-	-	113,389	-	-	-	-	-	-
Total Revenue		\$6,199,196	\$5,729,367	\$4,601,491	\$4,993,919	\$6,444,795	\$5,548,300	\$5,707,150	\$5,876,380	\$28,570,544

Expenditures

Page	Project	Title	2016 Actual	2017 Original	2017	2018	2019	2020	2021	2022	2018 - 2022
	318.14	Hall Property	88,325	-	9,675	-	-	-	-	-	-
	318.12	Miscellaneous Expenditures	93,241	-	-	-	-	-	-	-	-
430	318.15	Shurview Property Community Seperator - Natural Areas Acquisition	-	-	-	-	-	2,500,000	-	-	2,500,000
Community Parks											
	318.3	Frontier Academy Athletic Facilities	-	-	1,700,000	-	-	-	-	-	-
	2180	District 6 - Greeley West HS Multi-Purpose Field/Track/Restroom	-	4,575,000	4,575,000	-	-	-	-	-	-
432	2176	Unknown Location - Skate Park	-	-	-	1,800,000	-	-	-	-	1,800,000
434	318.16	Centennial Park Improvements	-	-	-	-	-	200,000	3,500,000	-	3,700,000
Entryway/Neighborhood Improvements											
	876	Sunrise Park Entryway and Parking Lot	44,793	-	3,880	-	-	-	-	-	-
438	875	8th Avenue Improvement Plan (Entryway & Blvd Treatments)	1,749,198	350,000	514,617	350,000	-	-	-	-	350,000
Infrastructure Maintenance											
	2171	All Parks - Parks/Trails/Natural Areas Signage	81,255	-	57,518	-	-	-	-	-	-

Page	Project	Title	2016 Actual	2017 Original	2017	2018	2019	2020	2021	2022	2018 - 2022
Investments / Rebates / Transfers / Other											
	352	Investment Charges	9,406	6,832	6,832	4,995	4,242	4,782	6,792	6,700	27,511
	421	Transfer to General Fund for Museums	154,833	180,814	180,814	185,643	190,856	196,310	201,772	201,772	976,353
	422	Transfer to General Fund for Community Parks	333,931	194,741	194,741	487,451	408,658	422,342	531,524	536,977	2,386,952
	423	Transfer to General Fund for Neighborhood Parks	-	146,526	146,526	152,387	158,483	220,872	220,872	276,162	1,028,776
Neighborhood Parks											
442	889	71st Avenue & Sheepdraw Neighborhood Park- South of 10th Street West of 71st Avenue	4,128	-	850,115	100,000	-	-	-	1,425,000	1,525,000
444	320	East Greeley Fishing Pond (1st Avenue & 32nd Street)	-	80,000	80,000	-	1,225,000	-	-	-	1,225,000
446	801	Northridge Estates Neighborhood Park and Trailhead	-	-	-	100,000	1,475,000	-	-	-	1,575,000
450	318.17	Inspire Discovery Park and East memorial Improvements	-	-	-	250,000	2,500,000	-	-	-	2,750,000
454	893	Design Build Neighborhood Park: Promontory	-	-	-	-	-	120,000	1,455,000	-	1,575,000
456	369	Park: South of 10th Street & West of 71st Avenue	-	-	-	-	-	-	-	2,575,000	2,575,000
Parks Maintenance/Improvements											
	2175	Bittersweet Park - Pedestrian Lighting for New Sidewalk Areas	565	-	-	-	-	-	-	-	-
	318.1	Downtown Pre-Fab Restroom	55,417	-	-	-	-	-	-	-	-
	93	Forbes Field Irrigation/Field Lighting and Field Improvements	34,003	-	-	-	-	-	-	-	-
	318.11	Park Development	7,637	-	-	-	-	-	-	-	-
	2172	Sherwood - Shelter/Restroom Replacement	25,878	-	-	-	-	-	-	-	-
	113	Youth Sports Complex	116,219	-	2,956,499	-	-	-	-	-	-
	2178	Glenmere - Lighting Around Park	24,864	-	492,234	-	-	-	-	-	-
	2173	Island Grove - Convert Field 5 at Island Grove to Synthetic Turf	68	1,100,000	1,199,932	-	-	-	-	-	-
	2174	Westmoor - Shelter/Restroom replacement	134,064	-	200,936	-	-	-	-	-	-
	318.1702	Island Grove Property Acquisition	2,140	400,000	797,860	-	-	-	-	-	-
	2169	Woodbriar - Shelter/Restroom Replacement	-	330,000	330,000	-	-	-	-	-	-
458	318.18	Youth Sports Complex - Shade Structures and Playground	-	-	-	-	850,000	-	-	-	850,000
460	2177	Broadview - Shelter/Restroom Replacement	-	-	-	-	-	330,000	-	-	330,000
464	318.19	Island Grove Pavillions and Pathways	-	-	-	-	-	500,000	-	-	500,000
Playgrounds											
	2179	Playground Replacement - East Memorial	38	-	-	-	-	-	-	-	-
	14002	Playground Replacement - Sherwood/Scott Elementary School	38	-	-	-	-	-	-	-	-
	14038	Playground Replacement - Aven's Village at IG playground	962,774	-	280,304	-	-	-	-	-	-
	14005	Playground Replacement - Westmoor Park	205,349	-	1,000	-	-	-	-	-	-
	318.1701	Playground Replacement - Lincoln Park	-	300,000	300,000	-	-	-	-	-	-
	14004	Playground Replacement - Glenmere Park	-	225,000	225,000	-	-	-	-	-	-

Page	Project	Title	2016 Actual	2017 Original	2017	2018	2019	2020	2021	2022	2018 - 2022
Playgrounds											
	14003	Playground Replacement - Woodbriar Park	-	225,000	225,000	-	-	-	-	-	-
466	14040	Playground Replacement - Kiwanis Park	-	-	-	225,000	-	-	-	-	225,000
468	14039	Playground Replacement - Sunrise Park	-	-	-	225,000	-	-	-	-	225,000
470	14043	Playground Replacement - Anna Gimmestad Park	-	-	-	-	-	225,000	-	-	225,000
472	14041	Playground Replacement - Broadview Park	-	-	-	-	-	225,000	-	-	225,000
474	14044	Playground Replacement - Brentwood Park	-	-	-	-	-	-	-	225,000	225,000
476	14046	Playground Replacement - Sanborn Park	-	-	-	-	-	-	-	225,000	225,000
478	14047	Playground Replacement - Farr Park	-	-	-	-	-	-	-	225,000	225,000
Trails											
	318.2	Poudre River Corridor Property	425,177	-	496,000	-	-	-	-	-	-
	517	Sheepdraw Trail Boomerang Ranch Area	5,834	-	404,003	-	-	-	-	-	-
	520	Sheepdraw Trail Mountain Shadows to Pebble Brook	2,037	-	47,963	-	-	-	-	-	-
	523	Sheep Draw Trail Triple Creek Area	-	-	250,000	-	-	-	-	-	-
480	318.20	Sheepdraw Trail 71st Ave to 20th Street	-	-	-	1,750,000	-	-	-	-	1,750,000
484	522	Sheepdraw Trail North Along 83rd Avenue Bridge	-	-	-	400,000	-	-	-	-	400,000
486	524	Sheepdraw Trail Pebble Brook NW to 95th Avenue	-	-	-	-	-	350,000	-	-	350,000
Total Expenditures			\$4,561,211	\$8,113,913	\$16,526,449	\$6,030,476	\$6,812,239	\$5,294,306	\$5,915,960	\$5,696,611	\$29,749,592

Ending Available Cash Balance	\$13,155,817	\$10,771,271	\$1,230,859	\$194,302	(\$173,142)	\$80,852	(\$127,958)	\$51,811
-------------------------------	--------------	--------------	-------------	-----------	-------------	----------	-------------	----------

Future Projects

Page	Rank	Project	Description	Total Unfunded
488	1	14049	Playground Replacement - Peak View Park	225,000
490	2	14051	Playground Replacement - Coyote Run Park	225,000
492	3	14050	Playground Replacement - Pheasant Run Park	225,000
494	4	14052	Playground Replacement - Greeley West Park	225,000
Total Future Projects				\$900,000

Future Quality of Life Projects

Page	Rank	Project	Description	Total Unfunded
496	1	154	Community Park: North of 10th Street & West of 71st Avenue	7,600,000
497	2	219	Community Park: North of 10th Street/East of 71st Avenue/West of 35 Avenue	7,600,000
498	3	319	Sheepdraw Community Park: 107th Avenue South of 10th Street and West of 71st Avenue	6,600,000
499	4	167	Meeker Home Grounds Enhancement	210,000
501	5	253	Parking Lot for Balsam Sports Park	312,575
502	6	318.21	Centennial Master Plan	2,000,000
503	7	525	Kiwanis Park Expansion	192,385
Total Future Quality of Life Projects				\$24,514,960

2018 - 2022 Five Year Plan Comparison to Previous Budget Year

318 - Quality of Life

	2018 Original	2018	2019 Original	2019	2020 Original	2020	2021 Original	2021	2022 Original	2022	Total 2018 - 2022 Original	2018-2022
Beginning Available Cash Balance	\$1,230,859	\$1,230,859	\$1,151,906	\$194,302	\$2,655,197	(\$173,142)	\$6,611,627	\$80,852	\$9,723,999	(\$127,958)		

Revenues

GL	Description	2018 Original	2018	2019 Original	2019	2020 Original	2020	2021 Original	2021	2022 Original	2022	2018-2022 Original	2018-2022
4321	State Grants	-	419,000	-	1,000,000	-	-	-	-	-	-	-	1,419,000
56**	Investment Earnings	35,676	35,676	30,303	30,303	34,154	34,154	48,515	48,515	-	48,000	148,648	196,648
5715	Other-Refund Of Expenditures	350,000	350,000	-	-	-	-	-	-	-	-	350,000	350,000
6106	Operating Transfer From Sales And Use Tax	3,225,049	3,225,049	3,321,800	3,321,800	3,421,454	3,421,454	3,524,098	3,524,098	-	3,629,821	13,492,401	17,122,222
6314	Operating Transfer From Parks Development	963,744	964,194	973,382	2,092,692	1,868,893	2,092,692	2,055,782	2,134,537	-	2,198,559	5,861,801	9,482,674
Total Revenue		\$4,574,469	\$4,993,919	\$4,325,485	\$6,444,795	\$5,324,501	\$5,548,300	\$5,628,395	\$5,707,150	-	\$5,876,380	\$19,852,850	\$28,570,544

Expenditures

Page	Project	Title	2018 Original	2018	2019 Original	2019	2020 Original	2020	2021 Original	2021	2022 Original	2022	2018-2022 Original	2018 - 2022
430	318.15	Shurview Property Community Seperator - Natural Areas Acquisition	-	-	-	-	-	2,500,000	-	-	-	-	-	2,500,000
Community Parks														
432	2176	Unknown Location - Skate Park	1,800,000	1,800,000	-	-	-	-	-	-	-	-	1,800,000	1,800,000
434	318.16	Centennial Park Improvements	-	-	-	-	-	200,000	-	3,500,000	-	-	-	3,700,000
Entryway/Neighborhood Improvements														
438	875	8th Avenue Improvement Plan (Entryway & Blvd Treatments)	350,000	350,000	-	-	-	-	-	-	-	-	350,000	350,000
Investments / Rebates / Transfers / Other														
	352	Investment Charges	4,995	4,995	4,242	4,242	4,782	4,782	6,792	6,792	-	6,700	20,811	27,511
	421	Transfer to General Fund for Museums	185,643	185,643	190,856	190,856	196,310	196,310	201,772	201,772	-	201,772	774,581	976,353
	422	Transfer to General Fund for Community Parks	205,397	487,451	213,613	408,658	222,157	422,342	231,044	531,524	-	536,977	872,211	2,386,952
	423	Transfer to General Fund for Neighborhood Parks	152,387	152,387	158,483	158,483	164,822	220,872	171,415	220,872	-	276,162	647,107	1,028,776
Neighborhood Parks														
442	889	71st Avenue & Sheepdraw Neighborhood Park- South of 10th Street West of 71st Avenue	100,000	100,000	-	-	-	-	-	-	-	1,425,000	100,000	1,525,000
444	320	East Greeley Fishing Pond (1st Avenue & 32nd Street)	1,225,000	-	-	1,225,000	-	-	-	-	-	-	1,225,000	1,225,000
446	801	Northridge Estates Neighborhood Park and Trailhead	100,000	100,000	1,475,000	1,475,000	-	-	-	-	-	-	1,575,000	1,575,000
450	318.17	Inspire Discovery Park and East memorial Improvements	-	250,000	-	2,500,000	-	-	-	-	-	-	-	2,750,000
454	893	Design Build Neighborhood Park: Promontory	-	-	-	-	120,000	120,000	1,455,000	1,455,000	-	-	1,575,000	1,575,000
456	369	Park: South of 10th Street & West of 71st Avenue	-	-	-	-	-	-	-	-	-	2,575,000	-	2,575,000
Parks Maintenance/Improvements														
458	318.18	Youth Sports Complex - Shade Structures and Playground	-	-	-	850,000	-	-	-	-	-	-	-	850,000
460	2177	Broadview - Shelter/Restroom Replacement	-	-	330,000	-	-	330,000	-	-	-	-	330,000	330,000
464	318.19	Island Grove Pavillions and Pathways	-	-	-	-	-	500,000	-	-	-	-	-	500,000

Page	Project	Title	2018 Original	2018	2019 Original	2019	2020 Original	2020	2021 Original	2021	2022 Original	2022	2018-2022 Original	2018 - 2022
Playgrounds														
466	14040	Playground Replacement - Kiwanis Park	225,000	225,000	-	-	-	-	-	-	-	-	225,000	225,000
468	14039	Playground Replacement - Sunrise Park	225,000	225,000	-	-	-	-	-	-	-	-	225,000	225,000
470	14043	Playground Replacement - Anna Gimmedstad Park	-	-	225,000	-	-	225,000	-	-	-	-	225,000	225,000
472	14041	Playground Replacement - Broadview Park	-	-	225,000	-	-	225,000	-	-	-	-	225,000	225,000
474	14044	Playground Replacement - Brentwood Park	-	-	-	-	225,000	-	-	-	-	225,000	225,000	225,000
476	14046	Playground Replacement - Sanborn Park	-	-	-	-	225,000	-	-	-	-	225,000	225,000	225,000
478	14047	Playground Replacement - Farr Park	-	-	-	-	-	-	225,000	-	-	225,000	225,000	225,000
488	14049	Playground Replacement - Peak View Park	-	-	-	-	-	-	225,000	-	-	-	225,000	-
Trails														
480	318.20	Sheepdraw Trail 71st Ave to 20th Street	-	1,750,000	-	-	-	-	-	-	-	-	-	1,750,000
484	522	Sheepdraw Trail North Along 83rd Avenue Bridge	80,000	400,000	-	-	-	-	-	-	-	-	80,000	400,000
486	524	Sheepdraw Trail Pebble Brook NW to 95th Avenue	-	-	-	-	210,000	350,000	-	-	-	-	210,000	350,000
Total Expenditures			\$4,653,422	\$6,030,476	\$2,822,194	\$6,812,239	\$1,368,071	\$5,294,306	\$2,516,023	\$5,915,960	-	\$5,696,611	\$11,359,710	\$29,749,592

Ending Available Cash Balance	\$1,151,906	\$194,302	\$2,655,197	(\$173,142)	\$6,611,627	\$80,852	\$9,723,999	(\$127,958)	\$9,723,999	\$51,811
-------------------------------	-------------	-----------	-------------	-------------	-------------	----------	-------------	-------------	-------------	----------

Future Projects

Page	Current Rank	Previous Rank	Project	Description	Total Unfunded	2018 Total Unfunded
488	1		14052	Playground Replacement - Peak View Park	-	225,000
490	2	1	14052	Playground Replacement - Coyote Run Park	225,000	225,000
492	3	2	14052	Playground Replacement - Pheasant Run Park	225,000	225,000
494	4	3	14052	Playground Replacement - Greeley West Park	225,000	225,000
Total Future Projects					\$675,000	\$900,000

Future Quality of Life Projects

Page	Current Rank	Previous Rank	Project	Description	Total Unfunded	2018 Total Unfunded
496	1	2	154	Community Park: North of 10th Street & West of 71st Avenue	7,600,000	7,600,000
497	2	3	219	Community Park: North of 10th Street/East of 71st Avenue/West of 35 Avenue	7,600,000	7,600,000
498	3	4	319	Sheepdraw Community Park: 107th Avenue South of 10th Street and West of 71st Avenue	6,600,000	6,600,000
499	4	6	167	Meeker Home Grounds Enhancement	210,000	210,000
501	5	7	253	Parking Lot for Balsam Sports Park	312,575	312,575
502	6		318.21	Centennial Master Plan	-	2,000,000
503	7	11	525	Kiwanis Park Expansion	192,385	192,385
		1	144	Community Park Acquisition East of 85 Formerly Dill Farm (District 1)	7,600,000	-
		8	395	Centennial Pool Shelters & Barbeque	158,500	-
		9	709	UCCC Elevator Improvement from 2nd Floor to 3rd Floor	553,950	-
		10	746	Add Restrooms-Monfort Concert Hall	130,000	-
		12	163	Centennial Village Commercial District	610,722	-
		13	814	Plumb Farm Access and Parking Lot	377,567	-
Total Future Quality of Life Projects					\$31,945,699	\$24,514,960



Shurview Property Community Separator - Natural Areas Acquisition

Project Number:	318.15	Budget Year:	2018
Division:	Capital Improvements	Council Priority:	Image- Quality of Life
Project Type:		Regions:	5- Outside City
Fund:	Quality of Life	Location:	Between Windsor & Greeley
Project Manager:	Andy McRoberts	Budget Unit #:	Unassigned
Project Status:	Funded		

Description:

Acquisition of an 890 acre natural area property, aka Shur View Property, between Greeley and Windsor and surrounding the Missile Silo Park area.

Discussion of Progress:

No additional information

Justification:

This was a property originally targeted for acquisition through a GOCO grant in 2014 but terms were not finalized with the property owner. This is a unique parcel (actually two parcels - 1@300 acres and 1@590 acres) worthy of preservation that will serve as a large open space/natural areas tract between Greeley and Windsor and can serve both communities as a community separator and as a join amenity with soft surface trails, access to the Poudre Trail, and as an extension of the Missile Silo Park. Acquisition would be a joint purchase with Windsor and possible a third party. The amount identified would only be Greeley's share of the total cost (estimated at ~\$5,000,000). The property also straddles Highway 257.

Revenue Detail:

No additional information

Impact on Operating Budget:

None

GL Account	Description	Previous 3 Years	2016 Actual	2017 Revised Budget	2018	2019	2020	2021	2022	Grand Total
Revenue										
6314	Operating Transfer From Parks Development	-	-	-	-	-	2,500,000	-	-	2,500,000
Total Revenue		-	-	-	-	-	\$2,500,000	-	-	\$2,500,000
Expense										
8212	Land/Building Cost/Demolition	-	-	-	-	-	2,475,000	-	-	2,475,000
8229	Professional Services	-	-	-	-	-	5,000	-	-	5,000
8232	Project Management	-	-	-	-	-	5,000	-	-	5,000
8238	Surveying	-	-	-	-	-	15,000	-	-	15,000
Total Expense		-	-	-	-	-	\$2,500,000	-	-	\$2,500,000
Net Total		-	-	-	-	-	-	-	-	-



Unknown Location - Skate Park

Project Number:	2176	Budget Year:	2018
Division:	Parks	Council Priority:	Image- Quality of Life
Project Type:	Community Parks	Regions:	0 - Multiple Wards
Fund:	Quality of Life	Location:	TBD
Project Manager:	Sarah Boyd	Budget Unit #:	Unassigned
Project Status:	Funded		

Description:

Complete design and construction of a concrete subgrade skate park with a varying degree of difficulty for multiple youth skill sets.

Discussion of Progress:

No additional information

Justification:

2014 Youth Needs Assessment indicates a need for a skate facility that meets the needs of local youth. The existing facilities at Centennial and Peak View Park are not challenging and damage skate equipment. As a result local youth would prefer to use "organic" sites such as private and public infrastructure that are not designed for skating and skate boards.

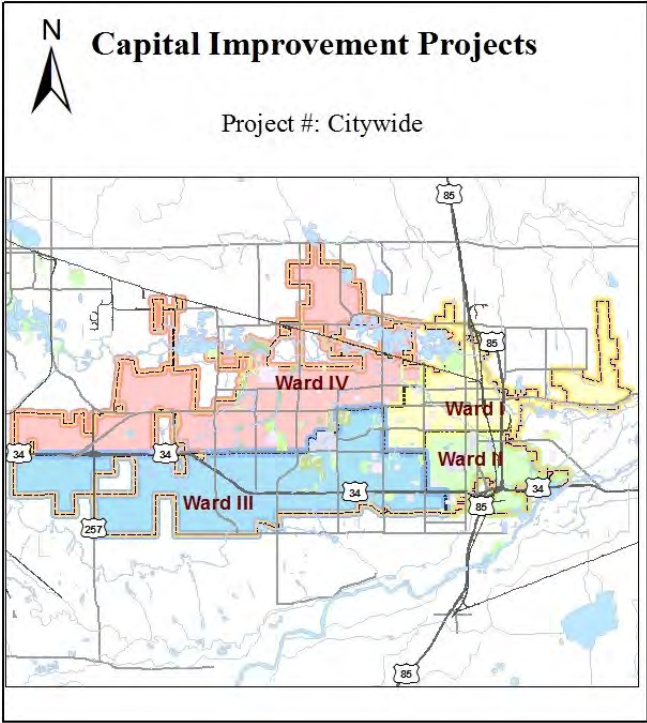
Revenue Detail:

No additional information

Impact on Operating Budget:

None

GL Account	Description	Previous 3 Years	2016 Actual	2017 Revised Budget	2018	2019	2020	2021	2022	Grand Total
Revenue										
6106	Operating Transfer From Sales And Use Tax	-	-	-	1,800,000	-	-	-	-	1,800,000
Total Revenue		-	-	-	\$1,800,000	-	-	-	-	\$1,800,000
Expense										
8202	Construction	-	-	-	1,782,000	-	-	-	-	1,782,000
9303	Public Art Fund	-	-	-	18,000	-	-	-	-	18,000
Total Expense		-	-	-	\$1,800,000	-	-	-	-	\$1,800,000
Net Total		-	-	-	-	-	-	-	-	-



Centennial Park Improvements

Project Number:	318.16	Budget Year:	2018
Division:	Capital Improvements	Council Priority:	Image- Quality of Life
Project Type:	Community Parks	Regions:	3- 10 St South/23 Ave West
Fund:	Quality of Life	Location:	Centennial Park
Project Manager:	Sarah Boyd	Budget Unit #:	Unassigned
Project Status:	Funded		

Description:

Implementation of general park improvements to Centennial Park to improve vehicular and pedestrian access and to reduce overall access points off of 23rd Avenue.

Discussion of Progress:

No additional information

Justification:

This 50+ year old community/sports park has never been master planned and areas of the park are seemingly disconnected to users of various amenities in the park including a library, fire station, water reservoir system, Boy Scout headquarters, swimming pool, Butch Butler baseball field, tennis courts, and skate park. Improved access will include new roadways within the park connecting parking areas, new walking paths, improved access to the neighborhood to the west, and landscaping improvements. New site amenities for Centennial Pool include sand volleyball court(s), shade structures, and expanded lawn for patrons. A master site plan depicting improvements was completed in 2017.

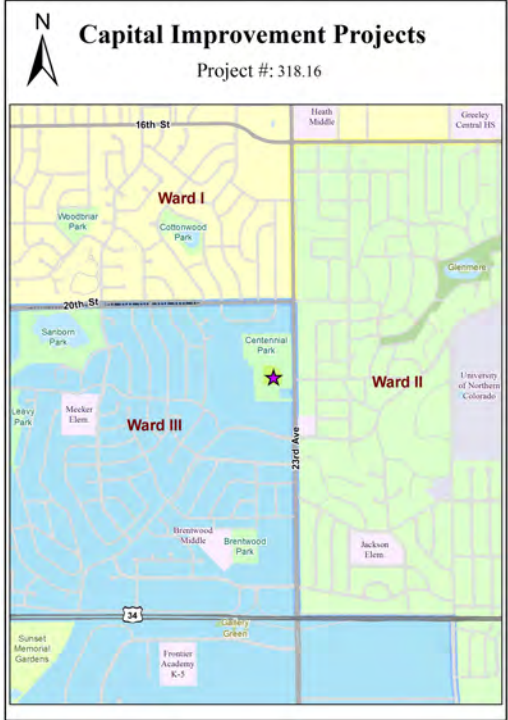
Revenue Detail:

No additional information

Impact on Operating Budget:

None

GL Account	Description	Previous 3 Years	2016 Actual	2017 Revised Budget	2018	2019	2020	2021	2022	Grand Total
Revenue										
6106	Operating Transfer From Sales And Use Tax	-	-	-	-	-	200,000	3,500,000	-	3,700,000
Total Revenue		-	-	-	-	-	\$200,000	\$3,500,000	-	\$3,700,000
Expense										
8202	Construction	-	-	-	-	-	-	3,432,500	-	3,432,500
8206	Design Fees	-	-	-	-	-	184,000	10,000	-	194,000
8214	Legal Publications	-	-	-	-	-	-	500	-	500
8226	Permits, Fees, Etc	-	-	-	-	-	-	1,500	-	1,500
8228	Printing, Copying	-	-	-	-	-	-	500	-	500
8232	Project Management	-	-	-	-	-	10,000	20,000	-	30,000
8238	Surveying	-	-	-	-	-	-	5,000	-	5,000
8240	Testing And Inspection	-	-	-	-	-	6,000	10,000	-	16,000
8242	Utility Services	-	-	-	-	-	-	20,000	-	20,000
Total Expense		-	-	-	-	-	\$200,000	\$3,500,000	-	\$3,700,000
Net Total		-	-	-	-	-	-	-	-	-





8th Avenue Improvement Plan (Entryway & Blvd Treatments)

Project Number:	875	Budget Year:	2018
Division:	Engineering	Council Priority:	Image- Appealing Community Entryways & Corridors
Project Type:	Entryway/Neighborhood Improvements	Regions:	1- 16 St North/35 Ave East
Fund:	Quality of Life	Location:	8th Avenue from 16th Street North to 10th Street Intersection
Project Manager:	Joe Marcisofsky	Budget Unit #:	3180006008130000
Project Status:	Funded		

Description:

The development of land uses along the 8th Avenue corridor has resulted in little cohesion of businesses or appeal to pedestrians, visitors or travelers. This project is the result of a study that reviewed ways to improve and enhance entryway/connectivity elements between the University and Downtown districts. In 2013 the project began with improvements in and around the 16th Street intersection. In 2014 additional work was completed along the 1400 and 1500 blocks of the corridor. Improvements included new lighting and landscaped sidewalks and the construction of landscaped partial medians. In 2015, construction included improvements along the 1300 block and a rebuilt 13th St intersection. In 2016, this project will continue to the north, and improvements will be made to the 1000, 1100 and 1200 blocks of 8th Ave. Improvements include expanded sidewalks, street lighting, street furniture such as benches, trash cans, art, and landscaping.

Discussion of Progress:

Below is a summary of construction completed each year:

2013-2014: \$584,242 Construction at 16th St intersection

2014: \$1,164,718 Construction at 1400 and 1500 blocks (2 blocks)

2015: \$1,472,181 Final design for the 8th Ave corridor between 14th and 10th St and construction at 1300 block and 13th St Intersection

2016: \$1,615,819 Construction at 1000, 1100 and 1200 blocks (3 blocks)

2017-2018: \$700,000 Corridor fixture, equipment & misc.

Total cost \$5,536,960

Justification:

As part of the University District Initiative, two areas of design have been identified as impediments to redevelopment and attraction of reinvestment to this area. The location of remote University destinations such as Jackson Field and the Family Student Housing Complex creates a disconnect from the main campus area and sense of uncertainty and concern for safety for pedestrians trying to reach these locations. Along the 8th Avenue corridor, the development of land uses has resulted in little cohesion of businesses or appeal to pedestrians, visitors or travelers.

Revenue Detail:

Total cost of the entire corridor from the 16th Street intersection to the 10th Street intersection is \$5,536,960. Funding consists of \$1,600,000 from the General Fund, \$1,665,000 from Quality of Life sales tax, and \$2,271,960 from Community Development Block Grant (CDBG).

Impact on Operating Budget:

None

GL Account	Description	Previous 3		2017 Revised	2018	2019	2020	2021	2022	Grand Total
		Years	2016 Actual	Budget						
Revenue										
	Fund Balance	793,714	760,217	164,617	-	-	-	-	-	1,718,548
5715	Other-Refund Of Expenditures	730,592	377,718	350,000	350,000	-	-	-	-	1,808,309
6001	Operating Transfer From General Fund	988,737	611,263	-	-	-	-	-	-	1,600,000
Total Revenue		\$2,513,043	\$1,749,198	\$514,617	\$350,000	-	-	-	-	\$5,126,857
Expense										
8202	Construction	2,046,803	1,562,445	244,016	33,000	-	-	-	-	3,886,263
8206	Design Fees	133,031	33,479	-	-	-	-	-	-	166,510
8208	Furniture, Fixtures & Equipment	102,213	-	220,269	301,700	-	-	-	-	624,182
8214	Legal Publications	215	139	300	300	-	-	-	-	955
8232	Project Management	211,225	138,142	45,000	15,000	-	-	-	-	409,368
8234	Repair/Maintenance Supplies	1,409	5,294	-	-	-	-	-	-	6,702
8240	Testing And Inspection	1,985	-	-	-	-	-	-	-	1,985
9303	Public Art Fund	16,161	9,699	5,032	-	-	-	-	-	30,892
Total Expense		\$2,513,043	\$1,749,198	\$514,617	\$350,000	-	-	-	-	\$5,126,857
Net Total		-	-	-	-	-	-	-	-	-

8th Ave, 1300 block and 13th St Intersection





71st Avenue & Sheepdraw Neighborhood Park- South of 10th Street West of 71st Avenue

Project Number:	889	Budget Year:	2018
Division:	Parks	Council Priority:	Image- Quality of Life
Project Type:	Neighborhood Parks	Regions:	3- 10 St South/23 Ave West
Fund:	Quality of Life	Location:	South of 10th Street West of 71st Avenue
Project Manager:	Sarah Boyd	Budget Unit #:	3180006004810611
Project Status:	Funded		

Description:

This project allows for design and construction of a neighborhood park (6-15 acres) in the proximate location: south of 10th Street, west of 71st Avenue, in accordance with the Parks and Trails Master Plan. At this time an exact location has not been determined. This development will provide nearby recreation opportunities within walking distance (1/2 mile) of residential areas. Scope will be determined in the future based on neighborhood and site specific needs but would typically include, at minimum, a play space area and landscaping. This project is intended to be phased, with acquisition of land to occur first followed by future design and construction.

Discussion of Progress:

No additional information

Justification:

Development of this park supports the goals of the 2002 Greeley Parks and Trails Master Plan as well as the Quality of Life bond issue.

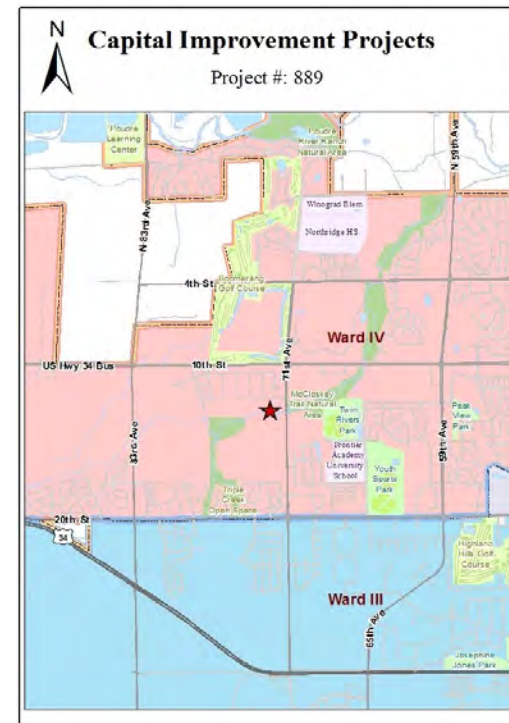
Revenue Detail:

No additional information

Impact on Operating Budget:

None

GL Account	Description	Previous 3 Years	2016 Actual	2017 Revised Budget	2018	2019	2020	2021	2022	Grand Total
Revenue										
	Fund Balance	-	4,128	850,115	-	-	-	-	-	854,243
6106	Operating Transfer From Sales And Use Tax	-	-	-	100,000	-	-	-	1,425,000	1,525,000
Total Revenue		-	\$4,128	\$850,115	\$100,000	-	-	-	\$1,425,000	\$2,379,243
Expense										
8202	Construction	-	-	392,393	100,000	-	-	-	1,425,000	1,917,393
8212	Land/Building Cost/Demolition	-	-	454,000	-	-	-	-	-	454,000
8214	Legal Publications	-	-	50	-	-	-	-	-	50
8229	Professional Services	-	2,800	-	-	-	-	-	-	2,800
8232	Project Management	-	1,328	3,672	-	-	-	-	-	5,000
Total Expense		-	\$4,128	\$850,115	\$100,000	-	-	-	\$1,425,000	\$2,379,243
Net Total		-	-	-	-	-	-	-	-	-



East Greeley Fishing Pond (1st Avenue & 32nd Street)

Project Number:	320	Budget Year:	2018
Division:	Parks	Council Priority:	Image- Quality of Life
Project Type:	Neighborhood Parks	Regions:	0 - Multiple Wards
Fund:	Quality of Life	Location:	1st Avenue and 35th Street
Project Manager:	Sarah Boyd	Budget Unit #:	3180006046310000
Project Status:	Funded		

Description:

This funding will support the development and construction of an East Greeley fishing pond. City of Greeley already owns a 15 acre property with five acres of surface water for development of this project. The concept will be to develop access off of 1st Avenue with off-street parking, fishing access points, possible ADA access pier, improved fish habitat and landscaping (native) on site. Irrigation is not planned but may be added for streetscape and minimal parking lot improvements. Lighting to be determined based on access. First year budget: design Second year budget: construction Development would be consistent with the City of Greeley Parks and Trails Master Plan.

Discussion of Progress:

4/25/2017/2017 Work on this project will take place later in the year to begin identification of scope and schedule for design of this facility.

Justification:

Public Works currently owns the water and land at 1st Ave/31st Street. This project will add to the "fishing is fun" concept while providing much needed park and recreation opportunities (neighborhood park) in the area. Development is in support of the City of Greeley Parks, Trails and Open Lands Master Plan.

Revenue Detail:

No additional information

Impact on Operating Budget:

Maintenance & operations cost would be \$21,260 (\$2,126/acre). This is an annual cost.

GL Account	Description	Previous 3 Years	2016 Actual	2017 Revised Budget	2018	2019	2020	2021	2022	Grand Total
Revenue										
6314	Operating Transfer From Parks Development	-	-	80,000	-	1,225,000	-	-	-	1,305,000
Total Revenue		-	-	\$80,000	-	\$1,225,000	-	-	-	\$1,305,000
Expense										
8202	Construction	-	-	80,000	-	1,014,750	-	-	-	1,094,750
8214	Legal Publications	-	-	-	-	200,000	-	-	-	200,000
9303	Public Art Fund	-	-	-	-	10,250	-	-	-	10,250
Total Expense		-	-	\$80,000	-	\$1,225,000	-	-	-	\$1,305,000
Net Total		-	-	-	-	-	-	-	-	-



Northridge Estates Neighborhood Park and Trailhead

Project Number:	801	Budget Year:	2018
Division:	Parks	Council Priority:	Image- Quality of Life
Project Type:	Neighborhood Parks	Regions:	4 - 10 St North/23 Ave West
Fund:	Quality of Life	Location:	59th Avenue and C Street
Project Manager:	Sarah Boyd	Budget Unit #:	Unassigned
Project Status:	Funded		

Description:

Design and construction of one neighborhood parks to include: shelter, playground, native and non-native grass, landscaping, electrical, and portable restroom facilities. Paved trailhead parking to be installed concurrent with park development. Site is located in the south west corner of the intersection of 59th Avenue and C Street. Project will be phased: year one is design and year two is construction.

Discussion of Progress:

Acquisition of the property located north may remove the need for trail head facilities at this location but will not impact park development.

Justification:

New park facility will provide recreational opportunities to a neighborhood that is currently underserved. Development of trailhead and park amenities will fulfill the goals of the Parks and Trails Master Plan.

Revenue Detail:

No additional information

Impact on Operating Budget:

Maintenance & operations cost would be \$12,760(\$2,126/acre). This is based on annual costs.

GL Account	Description	Previous 3 Years	2016 Actual	2017 Revised Budget	2018	2019	2020	2021	2022	Grand Total
Revenue										
6106	Operating Transfer From Sales And Use Tax	-	-	-	100,000	1,475,000	-	-	-	1,575,000
Total Revenue		-	-	-	\$100,000	\$1,475,000	-	-	-	\$1,575,000
Expense										
8202	Construction	-	-	-	-	1,313,500	-	-	-	1,313,500
8204	Contingency	-	-	-	5,000	105,000	-	-	-	110,000
8206	Design Fees	-	-	-	90,300	-	-	-	-	90,300
8214	Legal Publications	-	-	-	500	500	-	-	-	1,000
8222	Off-Site Improve/Development Fees	-	-	-	-	200	-	-	-	200
8226	Permits,Fees, Etc	-	-	-	200	100	-	-	-	300
8228	Printing, Copying	-	-	-	500	500	-	-	-	1,000
8229	Professional Services	-	-	-	-	5,000	-	-	-	5,000
8232	Project Management	-	-	-	3,000	35,700	-	-	-	38,700
8236	Soils Investigation	-	-	-	-	2,000	-	-	-	2,000
8238	Surveying	-	-	-	-	2,500	-	-	-	2,500
8244	Capital Equipment >\$5,000	-	-	-	-	3,500	-	-	-	3,500
9303	Public Art Fund	-	-	-	500	6,500	-	-	-	7,000
Total Expense		-	-	-	\$100,000	\$1,475,000	-	-	-	\$1,575,000
Net Total		-	-	-	-	-	-	-	-	-





Inspire Discovery Park and East Memorial Improvements

Project Number:	318.17	Budget Year:	2018
Division:	Capital Improvements	Council Priority:	Image- Quality of Life
Project Type:	Neighborhood Parks	Regions:	
Fund:	Quality of Life	Location:	Discovery Park
Project Manager:	Sarah Boyd	Budget Unit #:	3180006006687059
Project Status:	Funded		

Description:

Design and development of a new neighborhood park amenity as a nature play and learn site with anticipated grant funding from GOCO.

Discussion of Progress:

No additional information

Justification:

Results of an Inspired by Nature plan, a development plan funded through GOCO in 2016/17, indicated that the adults in Greeley would like to see their children spend more time outdoors. However, youth indicated that, there are simply no quality outdoor places of interest nearby. In a combined data analysis from the COG 2016 Parks, Trails, and Open Lands Master Plan and a 2017 Nature Score Assessment done by Design Workshop, the data verified that the east Greeley area is shown to be 'Nature Disadvantaged'. While other areas of the city are also considered 'Nature Disadvantaged', the Get Outdoors Greeley Initiative is compelled to serve this east Greeley community because the east Greeley community has a higher percentage of youth (36.9%) and higher poverty rate (32.8%) than the greater Greeley area and the other 'Nature Disadvantaged' areas in Greeley. Access to any high-quality park or natural area within walking distance is very limited in this neighborhood. While East Memorial Park is located within east Greeley, recent research reports indicated that park usage is low and it lacks the characteristics of a quality natural experience. In addition to East Memorial Park, there is also a nearby undeveloped natural area already owned and maintained by the City that will be developed into experiential, adventure-based outdoor spaces as a part of this effort.

Revenue Detail:

No additional information

Impact on Operating Budget:

None

GL Account	Description	Previous 3 Years	2016 Actual	2017 Revised Budget	2018	2019	2020	2021	2022	Grand Total
Revenue										
4321	State Grants	-	-	-	-	1,000,000	-	-	-	1,000,000
6106	Operating Transfer From Sales And Use Tax	-	-	-	250,000	1,500,000	-	-	-	1,750,000
Total Revenue		-	-	-	\$250,000	\$2,500,000	-	-	-	\$2,750,000
Expense										
8202	Construction	-	-	-	-	2,384,500	-	-	-	2,384,500
8206	Design Fees	-	-	-	228,500	7,500	-	-	-	236,000
8214	Legal Publications	-	-	-	-	500	-	-	-	500
8226	Permits, Fees, Etc	-	-	-	-	2,000	-	-	-	2,000
8228	Printing, Copying	-	-	-	500	500	-	-	-	1,000
8232	Project Management	-	-	-	10,000	15,000	-	-	-	25,000
8238	Surveying	-	-	-	-	5,000	-	-	-	5,000
8240	Testing And Inspection	-	-	-	6,000	10,000	-	-	-	16,000
8242	Utility Services	-	-	-	5,000	50,000	-	-	-	55,000
9303	Public Art Fund	-	-	-	-	25,000	-	-	-	25,000
Total Expense		-	-	-	\$250,000	\$2,500,000	-	-	-	\$2,750,000
Net Total		-	-	-	-	-	-	-	-	-

CONCEPTUAL PLAN



- A Crosswalk and Path** connecting East Memorial Park and Bella Romero K-8 Campus to the East Memorial Natural Area
Target User: Elementary to High School Age Groups
- B Bridge** providing access over the irrigation ditch to the East Memorial Natural Area
- C Interactive Water Play** created by diverting a small channel of water from the irrigation ditch into the Natural Area
Target User: Elementary to Middle School Age Groups
- D Nature Play Area** enclosed by fort structure to provide a wooded experience in this high-plains environment
Target User: Elementary to Middle School Age Groups
- E Hammock Grove** tucked into a quiet, vegetated area
Target User: Middle to High School Age Groups
- F Climbing and Bouldering** area with gently sloping climbing walls and mixed-level boulders for all levels
Target User: Elementary to High School Age Groups
- G Archery Range** with removable targets and a backdrop created through a natural berm. VSB require approval
Target User: Elementary to High School Age Groups
- H Ropes Course** featuring climbing ropes and platforms, removable obstacles and obstacles. VSB not require approval
Target User: Elementary to High School Age Groups
- I Wellness Loops** interspersed with natural environment learning opportunities
Target User: Elementary to High School Age Groups
- J Environmental Art** featuring climbing ropes and platforms, removable top-walls and obstacles
Target User: Elementary to High School Age Groups
- K Look Out Tower** overlooking the entire Natural Area featuring rotto and interactive features
Target User: Elementary to High School Age Groups





Design Build Neighborhood Park: Promontory

Project Number:	893	Budget Year:	2018
Division:	Parks	Council Priority:	Image- Quality of Life
Project Type:	Neighborhood Parks	Regions:	3- 10 St South/23 Ave West
Fund:	Quality of Life	Location:	Promontory Park 1630 Promontory Circle
Project Manager:	Sarah Boyd	Budget Unit #:	Unassigned
Project Status:	Funded		

Description:

Per contractual agreement, design and construct a 10 acre neighborhood park in the Promontory neighborhood. Design will not be initiated until the developer reaches contractual obligations of 450 homes.

Discussion of Progress:

No additional information

Justification:

Under agreement with Tri Pointe the City shall, at its cost and expense, design, construct and fully maintain a park east of 107th Avenue with Tri-Pointe on land dedicated to the City by the Developer of approximately 10 acres. The exact location of this East Park shall be agreed upon by the City and the Developer. The City shall collect its standard park fees on all residential development. The City shall commence designing a park upon the issuance of permits for 450 residential units. The City agrees to use its best efforts to have park completed within 18 month of that time.

Revenue Detail:

No additional information

Impact on Operating Budget:

None

GL Account	Description	Previous 3 Years	2016 Actual	2017 Revised Budget	2018	2019	2020	2021	2022	Grand Total
Revenue										
6106	Operating Transfer From Sales And Use Tax	-	-	-	-	-	120,000	1,455,000	-	1,575,000
Total Revenue		-	-	-	-	-	\$120,000	\$1,455,000	-	\$1,575,000
Expense										
8202	Construction	-	-	-	-	-	120,000	1,440,450	-	1,560,450
9303	Public Art Fund	-	-	-	-	-	-	14,550	-	14,550
Total Expense		-	-	-	-	-	\$120,000	\$1,455,000	-	\$1,575,000
Net Total		-	-	-	-	-	-	-	-	-



Park: South of 10th Street & West of 71st Avenue

Project Number:	369	Budget Year:	2018
Division:	Parks	Council Priority:	Image- Quality of Life
Project Type:	Neighborhood Parks	Regions:	0 - Multiple Wards
Fund:	Quality of Life	Location:	South of 10th Street & West of 71st Avenue
Project Manager:	TBD	Budget Unit #:	Unassigned
Project Status:	Funded		

Description:

To construct a 40 acre community park consisting of: playground(s), picnic shelter(s), recreational activity site and open turf/play area, athletic fields for practices, off street parking. Community Park site would include a permanent restroom on site and other amenities as the final site and community needs would allow (water/pond, non-potable irrigation, lighting, sidewalk/trail, native areas, landscaping and tree plantings).

Discussion of Progress:

No additional information

Justification:

To fulfill the requirements set forth in the Parks Master Plan and the Quality of Life requirements.

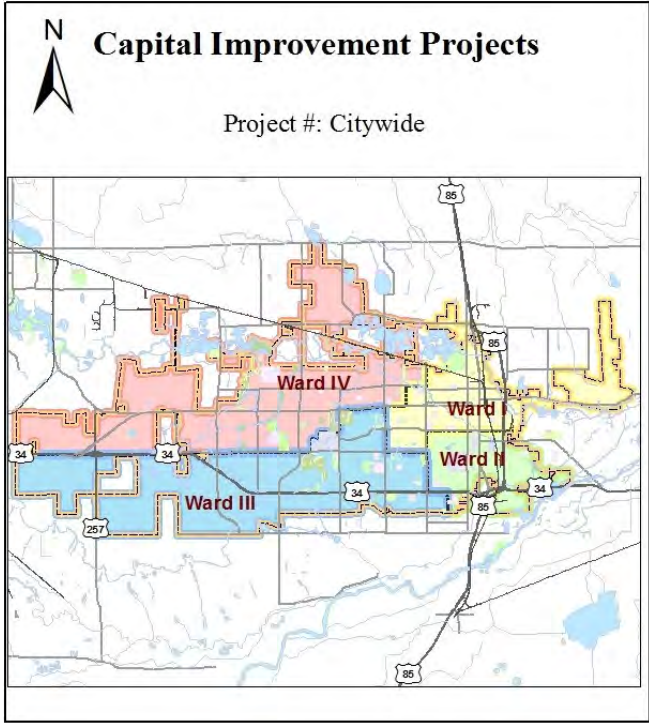
Revenue Detail:

No additional information

Impact on Operating Budget:

None

GL Account	Description	Previous 3 Years	2016 Actual	2017 Revised Budget	2018	2019	2020	2021	2022	Grand Total
Revenue										
6314	Operating Transfer From Parks Development	-	-	-	-	-	-	-	2,575,000	2,575,000
Total Revenue		-	-	-	-	-	-	-	\$2,575,000	\$2,575,000
Expense										
8202	Construction	-	-	-	-	-	-	-	2,550,000	2,550,000
9303	Public Art Fund	-	-	-	-	-	-	-	25,000	25,000
Total Expense		-	-	-	-	-	-	-	\$2,575,000	\$2,575,000
Net Total		-	-	-	-	-	-	-	-	-



Youth Sports Complex - Shade Structures and Playground

Project Number:	318.18	Budget Year:	2018
Division:	Capital Improvements	Council Priority:	Image- Quality of Life
Project Type:	Parks Maintenance/Improvements	Regions:	
Fund:	Quality of Life	Location:	Youth Sports Complex
Project Manager:	Sarah Boyd	Budget Unit #:	Unassigned
Project Status:	Funded		

Description:

Construction of a play area and shade for spectators at the Youth Sports Complex as planned in a 2017 master site improvement plan.

Discussion of Progress:

No additional information

Justification:

A 2017 updated master site plan for the Youth Sports Complex indicated the need for the addition of a play area for visiting siblings of youth ballplayers and shade structures for spectators. Currently, there are neither on site. There wasn't adequate funding in the original funding for improvements to the YSC in 2017 thus necessitating a new project to compliment the site for the community. The YSC is a highly used site with thousands of annual players, visitors, and spectators seeking site amenities for an improved experience at this prized community sports complex.

Revenue Detail:

No additional information

Impact on Operating Budget:

None

GL Account	Description	Previous 3 Years	2016 Actual	2017 Revised Budget	2018	2019	2020	2021	2022	Grand Total
Revenue										
6106	Operating Transfer From Sales And Use Tax	-	-	-	-	850,000	-	-	-	850,000
Total Revenue		-	-	-	-	\$850,000	-	-	-	\$850,000
Expense										
8202	Construction	-	-	-	-	823,000	-	-	-	823,000
8206	Design Fees	-	-	-	-	5,000	-	-	-	5,000
8214	Legal Publications	-	-	-	-	500	-	-	-	500
8228	Printing, Copying	-	-	-	-	500	-	-	-	500
8232	Project Management	-	-	-	-	7,500	-	-	-	7,500
8238	Surveying	-	-	-	-	3,000	-	-	-	3,000
8240	Testing And Inspection	-	-	-	-	2,500	-	-	-	2,500
9303	Public Art Fund	-	-	-	-	8,000	-	-	-	8,000
Total Expense		-	-	-	-	\$850,000	-	-	-	\$850,000
Net Total		-	-	-	-	-	-	-	-	-





Broadview - Shelter/Restroom Replacement

Project Number:	2177	Budget Year:	2018
Division:	Parks	Council Priority:	Image- Quality of Life
Project Type:	Parks Maintenance/Improvements	Regions:	4 - 10 St North/23 Ave West
Fund:	Quality of Life	Location:	Broadview Park 6th Street and 28th Avenue
Project Manager:	Sarah Boyd	Budget Unit #:	Unassigned
Project Status:	Funded		

Description:

This line item will allow for the demolition and design build of a prefabricated restroom with one male and one female facility. A chase room large enough to eliminate the on site shed will provide additional on site storage security. A 20 x 40 shelter will all be provided as an unattached but proximate shade structure.

Discussion of Progress:

No additional information

Justification:

The restrooms and picnic shelter at Broadview Park are over 35 years old and are no longer efficient. There is no privacy as the restrooms are small and the stool is visible when the door is open. There are no locks on the doors and the restrooms are not ADA compliant. The wood support beams are cracking and showing signs of dry rot. There are holes at the top of the walls that have had to be closed to keep birds from getting in the restrooms and building nests. The park is used for Recreation Department programs and the shelter and restrooms are heavily used during the summer.

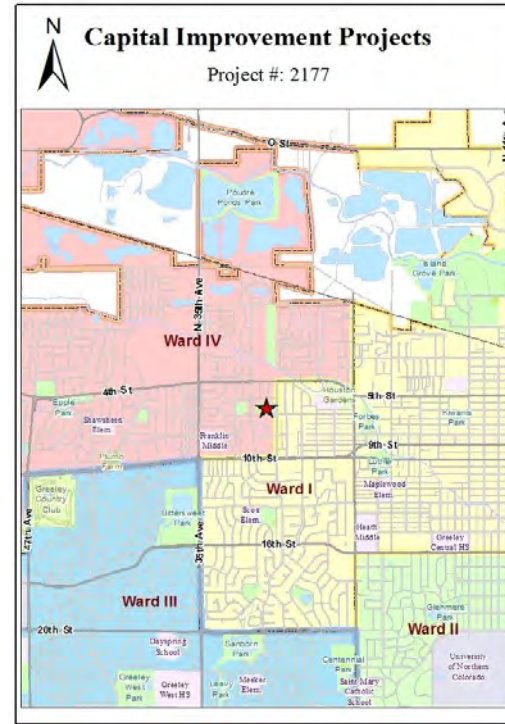
Revenue Detail:

No additional information

Impact on Operating Budget:

None

GL Account	Description	Previous 3 Years	2016 Actual	2017 Revised Budget	2018	2019	2020	2021	2022	Grand Total
Revenue										
6106	Operating Transfer From Sales And Use Tax	-	-	-	-	-	330,000	-	-	330,000
Total Revenue		-	-	-	-	-	\$330,000	-	-	\$330,000
Expense										
8202	Construction	-	-	-	-	-	330,000	-	-	330,000
Total Expense		-	-	-	-	-	\$330,000	-	-	\$330,000
Net Total		-	-	-	-	-	-	-	-	-



Island Grove Pavilions and Pathways

Project Number:	318.19	Budget Year:	2018
Division:	Capital Improvements	Council Priority:	Image- Quality of Life
Project Type:	Parks Maintenance/Improvements	Regions:	
Fund:	Quality of Life	Location:	Island Grove
Project Manager:	Tom Welch	Budget Unit #:	Unassigned
Project Status:	Funded		

Description:

Construction of 3 to 4 medium to large sized pavilions for covered shelter and associated pathways and ADA accessibility at Island Grove Regional Park, near the Aven's Village playground area and softball field.

Discussion of Progress:

No additional information

Justification:

The 2016 Island Grove Regional Park Master Plan identified additional covered picnic pavilions in the vicinity of Aven's Village playground to accommodate the public's desire for covered shelter within the park. The 2016 PTOL also identified the public's desire for diversified shelter sites. With the success of Aven's Village and hundreds of visitors daily, the site is primed for these additional amenities for visitors and to compliment Stampede and other park activities in the future.

Revenue Detail:

No additional information

Impact on Operating Budget:

None

GL Account	Description	Previous 3 Years	2016 Actual	2017 Revised Budget	2018	2019	2020	2021	2022	Grand Total
Revenue										
6106	Operating Transfer From Sales And Use Tax	-	-	-	-	-	500,000	-	-	500,000
Total Revenue		-	-	-	-	-	\$500,000	-	-	\$500,000
Expense										
8202	Construction	-	-	-	-	-	486,000	-	-	486,000
8206	Design Fees	-	-	-	-	-	5,000	-	-	5,000
8214	Legal Publications	-	-	-	-	-	500	-	-	500
8228	Printing, Copying	-	-	-	-	-	500	-	-	500
8232	Project Management	-	-	-	-	-	4,000	-	-	4,000
8238	Surveying	-	-	-	-	-	1,500	-	-	1,500
8240	Testing And Inspection	-	-	-	-	-	2,500	-	-	2,500
Total Expense		-	-	-	-	-	\$500,000	-	-	\$500,000
Net Total		-	-	-	-	-	-	-	-	-



Playground Replacement - Kiwanis Park

Project Number:	14040	Budget Year:	2018
Division:	Parks	Council Priority:	Image- Quality of Life
Project Type:	Playgrounds	Regions:	1- 16 St North/35 Ave East
Fund:	Quality of Life	Location:	Kiwanis Park from mid block 6th Street and 14th Avenue
Project Manager:	Sarah Boyd	Budget Unit #:	Unassigned
Project Status:	Funded		

Description:

This project will replace the existing playground at Kiwanis Park. Input for playground design will be collected through public engagement. Vendor will supply playground design, subsurface drainage design, playground installation, drainage installation and safety surfacing installation.

Discussion of Progress:

No additional information

Justification:

The existing playground is over 15 years old and beyond its useful life.

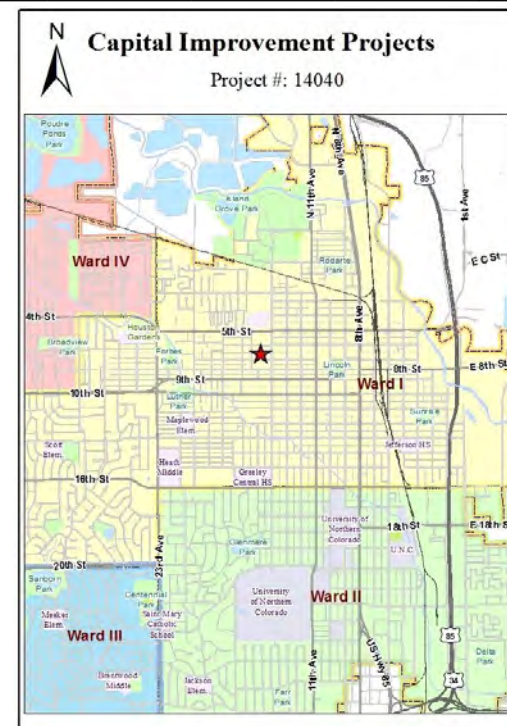
Revenue Detail:

No additional information

Impact on Operating Budget:

None

GL Account	Description	Previous 3 Years	2016 Actual	2017 Revised Budget	2018	2019	2020	2021	2022	Grand Total
Revenue										
6106	Operating Transfer From Sales And Use Tax	-	-	-	225,000	-	-	-	-	225,000
Total Revenue		-	-	-	\$225,000	-	-	-	-	\$225,000
Expense										
8202	Construction	-	-	-	206,600	-	-	-	-	206,600
8204	Contingency	-	-	-	10,000	-	-	-	-	10,000
8208	Furniture, Fixtures & Equipment	-	-	-	5,000	-	-	-	-	5,000
8214	Legal Publications	-	-	-	400	-	-	-	-	400
8232	Project Management	-	-	-	2,000	-	-	-	-	2,000
8234	Repair/Maintenance Supplies	-	-	-	1,000	-	-	-	-	1,000
Total Expense		-	-	-	\$225,000	-	-	-	-	\$225,000
Net Total		-	-	-	-	-	-	-	-	-



Playground Replacement - Sunrise Park

Project Number:	14039	Budget Year:	2018
Division:	Parks	Council Priority:	Image- Quality of Life
Project Type:	Playgrounds	Regions:	1- 16 St North/35 Ave East
Fund:	Quality of Life	Location:	Sunrise Park 3rd Avenue and 11th Street
Project Manager:	Sarah Boyd	Budget Unit #:	Unassigned
Project Status:	Funded		

Description:

This project will replace the existing playground at Sunrise Park. Input for playground design will be collected through public engagement. Vendor will supply playground design, subsurface drainage design, playground installation, drainage installation and safety surfacing installation.

Discussion of Progress:

No additional information

Justification:

The existing playground is over 15 years old and beyond its useful life.

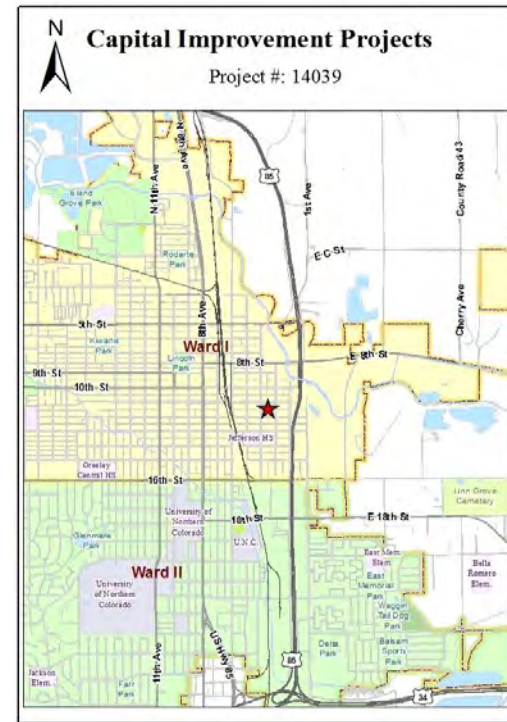
Revenue Detail:

No additional information

Impact on Operating Budget:

None

GL Account	Description	Previous 3 Years	2016 Actual	2017 Revised Budget	2018	2019	2020	2021	2022	Grand Total
Revenue										
6106	Operating Transfer From Sales And Use Tax	-	-	-	225,000	-	-	-	-	225,000
Total Revenue		-	-	-	\$225,000	-	-	-	-	\$225,000
Expense										
8202	Construction	-	-	-	206,600	-	-	-	-	206,600
8204	Contingency	-	-	-	10,000	-	-	-	-	10,000
8208	Furniture, Fixtures & Equipment	-	-	-	5,000	-	-	-	-	5,000
8214	Legal Publications	-	-	-	400	-	-	-	-	400
8232	Project Management	-	-	-	2,000	-	-	-	-	2,000
8234	Repair/Maintenance Supplies	-	-	-	1,000	-	-	-	-	1,000
Total Expense		-	-	-	\$225,000	-	-	-	-	\$225,000
Net Total		-	-	-	-	-	-	-	-	-



Playground Replacement - Anna Gimmestad Park

Project Number:	14043	Budget Year:	2018
Division:	Parks	Council Priority:	Image- Quality of Life
Project Type:	Playgrounds	Regions:	2- 16 St South/23 Ave East
Fund:	Quality of Life	Location:	Anna Gimmestad Park 19th Avenue and 31st Street Road
Project Manager:	Sarah Boyd	Budget Unit #:	Unassigned
Project Status:	Funded		

Description:

This project will replace the existing playground at Anna Gimmestad Park. Input for playground design will be collected through public engagement. Vendor will supply playground design, subsurface drainage design, playground installation, drainage installation and safety surfacing installation.

Discussion of Progress:

No additional information

Justification:

The existing playground is over 15 years old and beyond its useful life.

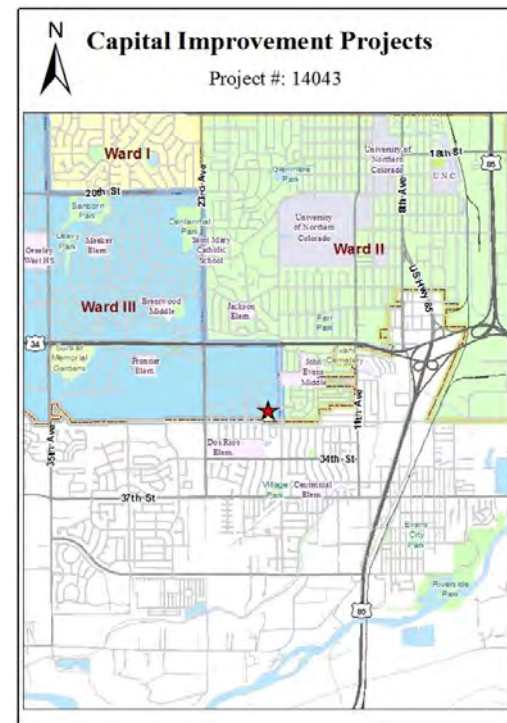
Revenue Detail:

No additional information

Impact on Operating Budget:

None

GL Account	Description	Previous 3 Years	2016 Actual	2017 Revised Budget	2018	2019	2020	2021	2022	Grand Total
Revenue										
6106	Operating Transfer From Sales And Use Tax	-	-	-	-	-	225,000	-	-	225,000
Total Revenue		-	-	-	-	-	\$225,000	-	-	\$225,000
Expense										
8202	Construction	-	-	-	-	-	206,600	-	-	206,600
8204	Contingency	-	-	-	-	-	10,000	-	-	10,000
8208	Furniture, Fixtures & Equipment	-	-	-	-	-	5,000	-	-	5,000
8214	Legal Publications	-	-	-	-	-	400	-	-	400
8232	Project Management	-	-	-	-	-	2,000	-	-	2,000
8234	Repair/Maintenance Supplies	-	-	-	-	-	1,000	-	-	1,000
Total Expense		-	-	-	-	-	\$225,000	-	-	\$225,000
Net Total		-	-	-	-	-	-	-	-	-



Playground Replacement - Broadview Park

Project Number:	14041	Budget Year:	2018
Division:	Parks	Council Priority:	Image- Quality of Life
Project Type:	Playgrounds	Regions:	1- 16 St North/35 Ave East
Fund:	Quality of Life	Location:	Broadview Park 6th Street and 28th Avenue
Project Manager:	Sarah Boyd	Budget Unit #:	Unassigned
Project Status:	Funded		

Description:

This project will replace the existing playground at Broadview Acres Park. Input for playground design will be collected through public engagement. Vendor will supply playground design, subsurface drainage design, playground installation, drainage installation and safety surfacing installation.

Discussion of Progress:

No additional information

Justification:

The existing playground is over 15 years old and beyond its useful life.

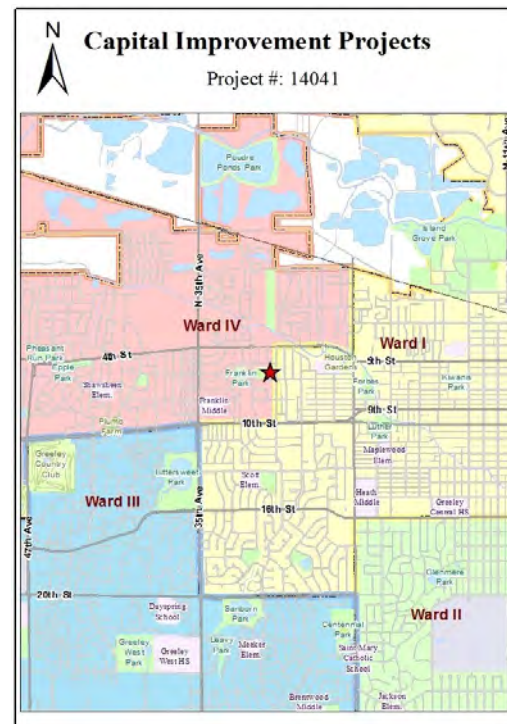
Revenue Detail:

No additional information

Impact on Operating Budget:

None

GL Account	Description	Previous 3 Years	2016 Actual	2017 Revised Budget	2018	2019	2020	2021	2022	Grand Total
Revenue										
6106	Operating Transfer From Sales And Use Tax	-	-	-	-	-	225,000	-	-	225,000
Total Revenue		-	-	-	-	-	\$225,000	-	-	\$225,000
Expense										
8202	Construction	-	-	-	-	-	206,600	-	-	206,600
8204	Contingency	-	-	-	-	-	10,000	-	-	10,000
8208	Furniture, Fixtures & Equipment	-	-	-	-	-	5,000	-	-	5,000
8214	Legal Publications	-	-	-	-	-	400	-	-	400
8232	Project Management	-	-	-	-	-	2,000	-	-	2,000
8234	Repair/Maintenance Supplies	-	-	-	-	-	1,000	-	-	1,000
Total Expense		-	-	-	-	-	\$225,000	-	-	\$225,000
Net Total		-	-	-	-	-	-	-	-	-



Playground Replacement - Brentwood Park

Project Number:	14044	Budget Year:	2018
Division:	Parks	Council Priority:	Image- Quality of Life
Project Type:	Playgrounds	Regions:	3- 10 St South/23 Ave West
Fund:	Quality of Life	Location:	Brentwood Park 24th Avenue and 24th Avenue Court
Project Manager:	Sarah Boyd	Budget Unit #:	Unassigned
Project Status:	Funded		

Description:

This project will replace the existing playground at Brentwood Park. Input for playground design will be collected through public engagement. Vendor will supply playground design, subsurface drainage design, playground installation, drainage installation and safety surfacing installation.

Discussion of Progress:

No additional information

Justification:

The existing playground is over 15 years old and beyond its useful life.

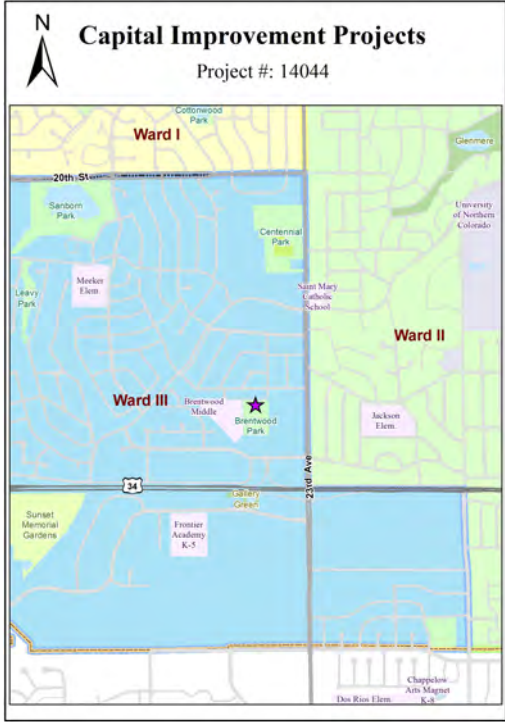
Revenue Detail:

No additional information

Impact on Operating Budget:

None

GL Account	Description	Previous 3 Years	2016 Actual	2017 Revised Budget	2018	2019	2020	2021	2022	Grand Total
Revenue										
6106	Operating Transfer From Sales And Use Tax	-	-	-	-	-	-	-	225,000	225,000
Total Revenue		-	-	-	-	-	-	-	\$225,000	\$225,000
Expense										
8202	Construction	-	-	-	-	-	-	-	202,600	202,600
8214	Legal Publications	-	-	-	-	-	-	-	200	200
8232	Project Management	-	-	-	-	-	-	-	22,200	22,200
Total Expense		-	-	-	-	-	-	-	\$225,000	\$225,000
Net Total		-	-	-	-	-	-	-	-	-



Playground Replacement - Sanborn Park

Project Number:	14046	Budget Year:	2018
Division:	Parks	Council Priority:	Image- Quality of Life
Project Type:	Playgrounds	Regions:	3- 10 St South/23 Ave West
Fund:	Quality of Life	Location:	Sanborn Park W 20th Street and 28th Avenue
Project Manager:	Sarah Boyd	Budget Unit #:	Unassigned
Project Status:	Funded		

Description:

This project will replace the existing playground at Sanborn Park. Input for playground design will be collected through public engagement. Vendor will supply playground design, subsurface drainage design, playground installation, drainage installation and safety surfacing installation.

Discussion of Progress:

No additional information

Justification:

The existing playground is over 15 years old and beyond its useful life.

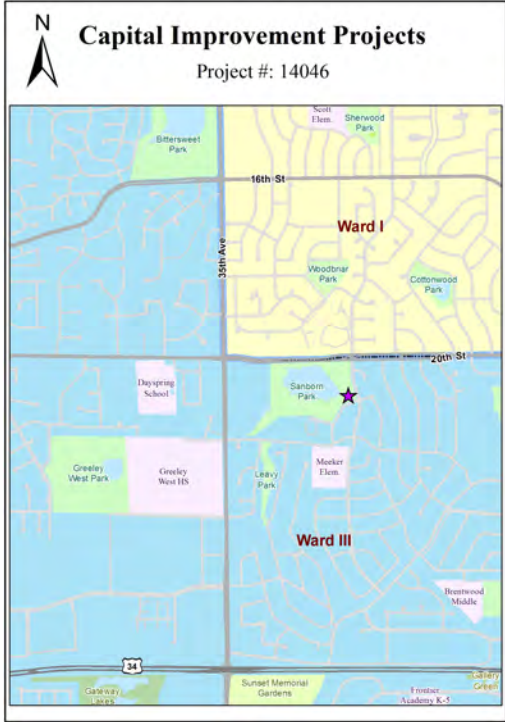
Revenue Detail:

No additional information

Impact on Operating Budget:

None

GL Account	Description	Previous 3 Years	2016 Actual	2017 Revised Budget	2018	2019	2020	2021	2022	Grand Total
Revenue										
6106	Operating Transfer From Sales And Use Tax	-	-	-	-	-	-	-	225,000	225,000
Total Revenue		-	-	-	-	-	-	-	\$225,000	\$225,000
Expense										
8202	Construction	-	-	-	-	-	-	-	202,600	202,600
8214	Legal Publications	-	-	-	-	-	-	-	200	200
8232	Project Management	-	-	-	-	-	-	-	22,200	22,200
Total Expense		-	-	-	-	-	-	-	\$225,000	\$225,000
Net Total		-	-	-	-	-	-	-	-	-



Playground Replacement - Farr Park

Project Number:	14047	Budget Year:	2018
Division:	Parks	Council Priority:	Image- Quality of Life
Project Type:	Playgrounds	Regions:	2- 16 St South/23 Ave East
Fund:	Quality of Life	Location:	Farr Park 13th Avenue and 26th Street
Project Manager:	Sarah Boyd	Budget Unit #:	Unassigned
Project Status:	Funded		

Description:

This project will replace the existing playground at Farr Park. Input for playground design will be collected through public engagement. Vendor will supply playground design, subsurface drainage design, playground installation, drainage installation and safety surfacing installation.

Discussion of Progress:

No additional information

Justification:

The existing playground is over 15 years old and beyond its useful life.

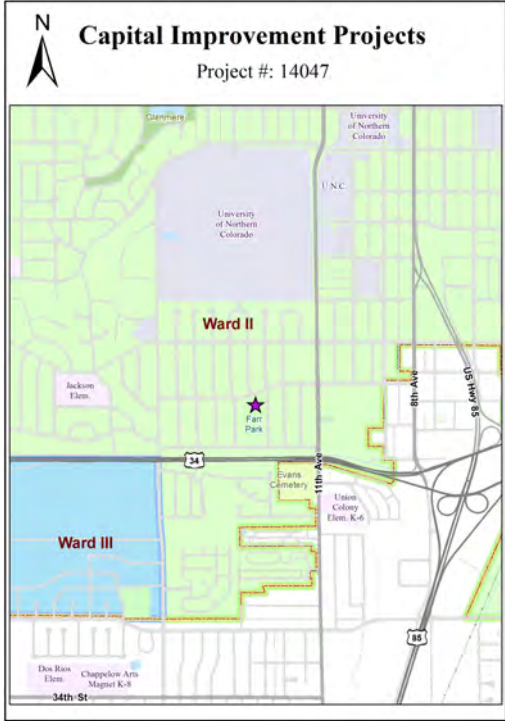
Revenue Detail:

No additional information

Impact on Operating Budget:

None

GL Account	Description	Previous 3 Years	2016 Actual	2017 Revised Budget	2018	2019	2020	2021	2022	Grand Total
Revenue										
6106	Operating Transfer From Sales And Use Tax	-	-	-	-	-	-	-	225,000	225,000
Total Revenue		-	-	-	-	-	-	-	\$225,000	\$225,000
Expense										
8202	Construction	-	-	-	-	-	-	-	202,600	202,600
8214	Legal Publications	-	-	-	-	-	-	-	200	200
8232	Project Management	-	-	-	-	-	-	-	22,200	22,200
Total Expense		-	-	-	-	-	-	-	\$225,000	\$225,000
Net Total		-	-	-	-	-	-	-	-	-



Sheepdraw Trail 71st Ave to 20th Street

Project Number:	318.20	Budget Year:	2018
Division:	Capital Improvements	Council Priority:	Image- Quality of Life
Project Type:	Trails	Regions:	4 - 10 St North/23 Ave West
Fund:	Quality of Life	Location:	71st Ave to 20th Street
Project Manager:	Unassigned	Budget Unit #:	3180006007967060
Project Status:	Funded		

Description:

Complete the Sheepdraw trail from 71st Avenue to 20th Street.

Discussion of Progress:

No additional information

Justification:

In fulfillment of the goals/objectives of the Parks Trails Master Plan.

Revenue Detail:

No additional information

Impact on Operating Budget:

None

GL Account	Description	Previous 3		2017 Revised	2018	2019	2020	2021	2022	Grand Total
		Years	2016 Actual	Budget						
Revenue										
4321	State Grants	-	-	-	419,000	-	-	-	-	419,000
6106	Operating Transfer From Sales And Use Tax	-	-	-	1,331,000	-	-	-	-	1,331,000
Total Revenue		-	-	-	\$1,750,000	-	-	-	-	\$1,750,000
Expense										
8202	Construction	-	-	-	1,700,000	-	-	-	-	1,700,000
8214	Legal Publications	-	-	-	500	-	-	-	-	500
8226	Permits,Fees, Etc	-	-	-	5,000	-	-	-	-	5,000
8228	Printing, Copying	-	-	-	500	-	-	-	-	500
8232	Project Management	-	-	-	20,000	-	-	-	-	20,000
8238	Surveying	-	-	-	3,000	-	-	-	-	3,000
8240	Testing And Inspection	-	-	-	3,800	-	-	-	-	3,800
9303	Public Art Fund	-	-	-	17,200	-	-	-	-	17,200
Total Expense		-	-	-	\$1,750,000	-	-	-	-	\$1,750,000
Net Total		-	-	-	-	-	-	-	-	-





Sheepdraw Trail North Along 83rd Avenue Bridge

Project Number:	522	Budget Year:	2018
Division:	Capital Improvements	Council Priority:	Image- Quality of Life
Project Type:	Trails	Regions:	4 - 10 St North/23 Ave West
Fund:	Quality of Life	Location:	North Along 83rd Avenue Bridge
Project Manager:	Sarah Boyd	Budget Unit #:	3180006007967061
Project Status:	Funded		

Description:

Construction of approximately 649 linear feet of the Sheepdraw Trail. This section connects to the West end of the existing trail that goes under the 83rd Avenue bridge, and proceeds to the West and then South paralleling 83rd Avenue to connect to the existing trail at the Northeast property line of the Mountain Shadows sub-division. Easement will be acquired as part of the project. See Trails Master Plan; map #5.

Discussion of Progress:

No additional information

Justification:

In fulfillment of the goals/objectives of the Parks Trails Master Plan.

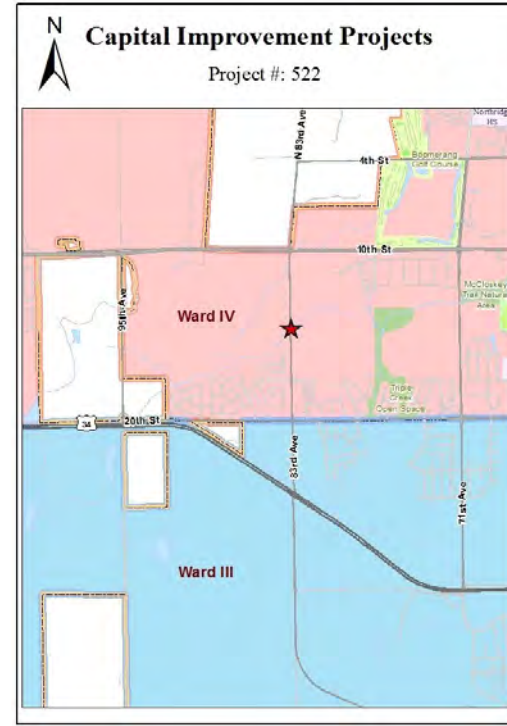
Revenue Detail:

No additional information

Impact on Operating Budget:

None

GL Account	Description	Previous 3 Years	2016 Actual	2017 Revised Budget	2018	2019	2020	2021	2022	Grand Total
Revenue										
6106	Operating Transfer From Sales And Use Tax	-	-	-	400,000	-	-	-	-	400,000
Total Revenue		-	-	-	\$400,000	-	-	-	-	\$400,000
Expense										
8202	Construction	-	-	-	394,200	-	-	-	-	394,200
8232	Project Management	-	-	-	5,000	-	-	-	-	5,000
9303	Public Art Fund	-	-	-	800	-	-	-	-	800
Total Expense		-	-	-	\$400,000	-	-	-	-	\$400,000
Net Total		-	-	-	-	-	-	-	-	-



Sheepdraw Trail Pebble Brook NW to 95th Avenue

Project Number:	524	Budget Year:	2018
Division:	Capital Improvements	Council Priority:	Image- Quality of Life
Project Type:	Trails	Regions:	3- 10 St South/23 Ave West
Fund:	Quality of Life	Location:	Pebble Brook NW to 95th Avenue
Project Manager:	Sarah Boyd	Budget Unit #:	Unassigned
Project Status:	Funded		

Description:

Design, right-of way, and construction of approximately 1,775 linear feet of 10 ' wide trail along the Sheepdraw. Connects to the existing trail at the West property line of the Pebble Brook sub-division. This section will follow the Sheepdraw channel and the new alignment of West 20th Street West to 95th Avenue. NO EASEMENT HAS BEEN ACQUIRED FOR THIS SECTION OF TRAIL. See Trails Master Plan; map # 5.

Discussion of Progress:

No additional information

Justification:

In fulfillment of the goals/objectives of the Parks Trails Master Plan.

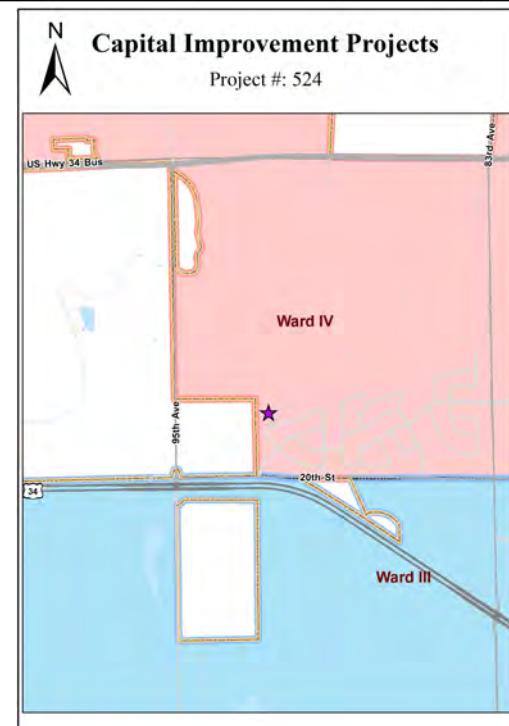
Revenue Detail:

No additional information

Impact on Operating Budget:

None

GL Account	Description	Previous 3 Years	2016 Actual	2017 Revised Budget	2018	2019	2020	2021	2022	Grand Total
Revenue										
6106	Operating Transfer From Sales And Use Tax	-	-	-	-	-	350,000	-	-	350,000
Total Revenue		-	-	-	-	-	\$350,000	-	-	\$350,000
Expense										
8202	Construction	-	-	-	-	-	315,092	-	-	315,092
8206	Design Fees	-	-	-	-	-	19,900	-	-	19,900
8226	Permits, Fees, Etc	-	-	-	-	-	209	-	-	209
8232	Project Management	-	-	-	-	-	11,587	-	-	11,587
8240	Testing And Inspection	-	-	-	-	-	1,113	-	-	1,113
9301	Public Improvement Fund	-	-	-	-	-	2,099	-	-	2,099
Total Expense		-	-	-	-	-	\$350,000	-	-	\$350,000
Net Total		-	-	-	-	-	-	-	-	-



Playground Replacement - Peak View Park

Project Number:	14049	Budget Year:	2018
Division:	Parks	Council Priority:	Image- Quality of Life
Project Type:	Playgrounds	Regions:	3- 10 St South/23 Ave West
Fund:	Quality of Life	Location:	Peak View Park 58th Avenue 13th Street Road
Project Manager:	Sarah Boyd	Budget Unit #:	Unassigned
Project Status:	Funded		

Description:

This project will replace the existing playground at Peak View Park. Input for playground design will be collected through public engagement. Vendor will supply playground design, subsurface drainage design, playground installation, drainage installation and safety surfacing installation.

Discussion of Progress:

No additional information

Justification:

The existing playground is over 15 years old and beyond its useful life.

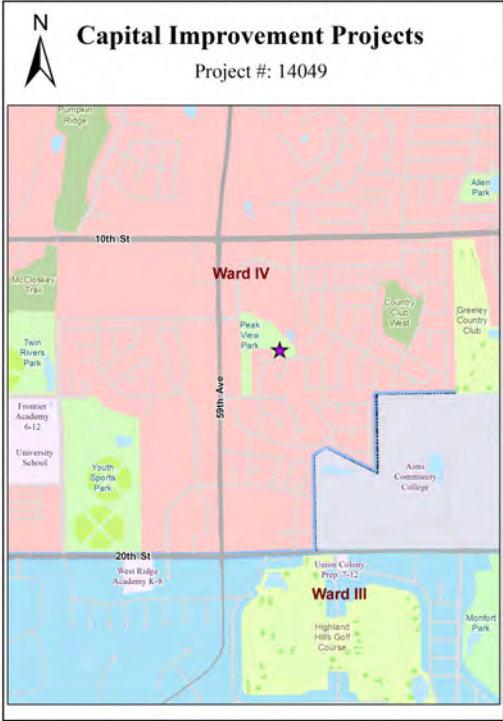
Revenue Detail:

No additional information

Impact on Operating Budget:

None

GL Account	Description	Previous 3 Years	2016 Actual	2017 Revised Budget	2018	2019	2020	2021	2022	Future	Grand Total
Revenue											
6106	Operating Transfer From Sales And Use Tax	-	-	-	-	-	-	-	-	225,000	225,000
Total Revenue		-	-	-	-	-	-	-	-	\$225,000	\$225,000
Expense											
8202	Construction	-	-	-	-	-	-	-	-	202,600	202,600
8214	Legal Publications	-	-	-	-	-	-	-	-	200	200
8232	Project Management	-	-	-	-	-	-	-	-	22,200	22,200
Total Expense		-	-	-	-	-	-	-	-	\$225,000	\$225,000
Net Total		-	-	-	-	-	-	-	-	-	-



Playground Replacement - Coyote Run Park

Project Number:	14051	Budget Year:	2018
Division:	Parks	Council Priority:	Image- Quality of Life
Project Type:	Playgrounds	Regions:	4 - 10 St North/23 Ave West
Fund:	Quality of Life	Location:	Coyote Run Park 50th Avenue and A Street
Project Manager:	Sarah Boyd	Budget Unit #:	Unassigned
Project Status:	Funded		

Description:

This project will replace the existing playground at Coyote Park. Input for playground design will be collected through public engagement. Vendor will supply playground design, subsurface drainage design, playground installation, drainage installation and safety surfacing installation.

Discussion of Progress:

No additional information

Justification:

The existing playground is over 15 years old and beyond its useful life.

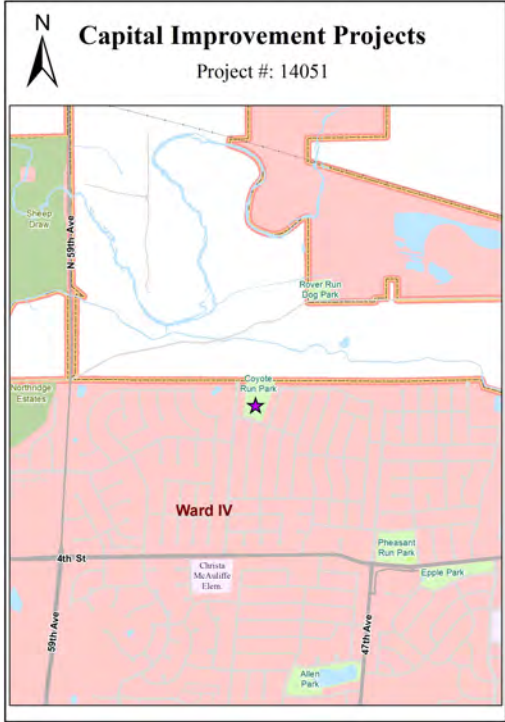
Revenue Detail:

No additional information

Impact on Operating Budget:

None

GL Account	Description	Previous 3 Years	2016 Actual	2017 Revised Budget	2018	2019	2020	2021	2022	Future	Grand Total
Revenue											
6106	Operating Transfer From Sales And Use Tax	-	-	-	-	-	-	-	-	225,000	225,000
Total Revenue		-	-	-	-	-	-	-	-	\$225,000	\$225,000
Expense											
8202	Construction	-	-	-	-	-	-	-	-	202,600	202,600
8214	Legal Publications	-	-	-	-	-	-	-	-	200	200
8232	Project Management	-	-	-	-	-	-	-	-	22,200	22,200
Total Expense		-	-	-	-	-	-	-	-	\$225,000	\$225,000
Net Total		-	-	-	-	-	-	-	-	-	-



Playground Replacement - Pheasant Run Park

Project Number:	14050	Budget Year:	2018
Division:	Parks	Council Priority:	Image- Quality of Life
Project Type:	Playgrounds	Regions:	4 - 10 St North/23 Ave West
Fund:	Quality of Life	Location:	Pheasant Run Park 45th Avenue and 4th Street
Project Manager:	Sarah Boyd	Budget Unit #:	Unassigned
Project Status:	Funded		

Description:

This project will replace the existing playground at Pheasant Run Park. Input for playground design will be collected through public engagement. Vendor will supply playground design, subsurface drainage design, playground installation, drainage installation and safety surfacing installation.

Discussion of Progress:

No additional information

Justification:

The existing playground is over 15 years old and beyond its useful life.

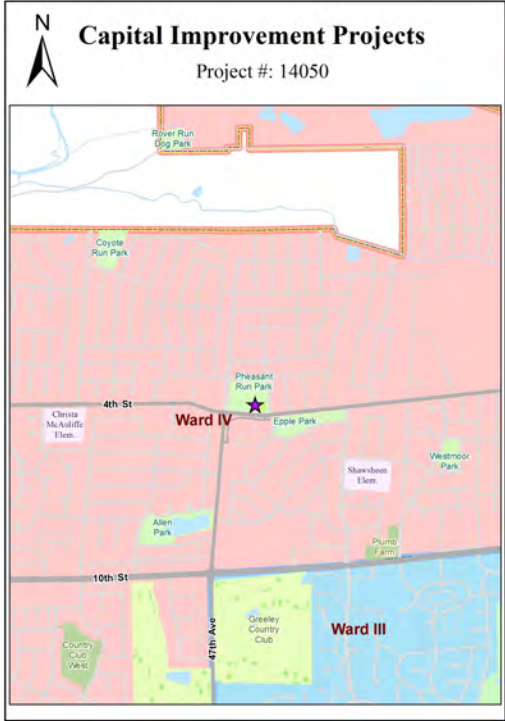
Revenue Detail:

No additional information

Impact on Operating Budget:

None

GL Account	Description	Previous 3 Years	2016 Actual	2017 Revised Budget	2018	2019	2020	2021	2022	Future	Grand Total
Revenue											
6106	Operating Transfer From Sales And Use Tax	-	-	-	-	-	-	-	-	225,000	225,000
Total Revenue		-	-	-	-	-	-	-	-	\$225,000	\$225,000
Expense											
8202	Construction	-	-	-	-	-	-	-	-	202,600	202,600
8214	Legal Publications	-	-	-	-	-	-	-	-	200	200
8232	Project Management	-	-	-	-	-	-	-	-	22,200	22,200
Total Expense		-	-	-	-	-	-	-	-	\$225,000	\$225,000
Net Total		-	-	-	-	-	-	-	-	-	-



Playground Replacement - Greeley West Park

Project Number:	14052	Budget Year:	2018
Division:	Parks	Council Priority:	Image- Quality of Life
Project Type:	Parks/Recreation	Regions:	3- 10 St South/23 Ave West
Fund:	Quality of Life	Location:	Greeley West Park 24th Street and 42nd Avenue
Project Manager:	Sarah Boyd	Budget Unit #:	Unassigned
Project Status:	Funded		

Description:

This project will replace the existing playground at Greeley West Park. Input for playground design will be collected through public engagement. Vendor will supply playground design, subsurface drainage design, playground installation, drainage installation and safety surfacing installation.

Discussion of Progress:

No additional information

Justification:

The existing playground is over 15 years old and beyond its useful life.

Revenue Detail:

No additional information

Impact on Operating Budget:

None

GL Account	Description	Previous 3 Years	2016 Actual	2017 Revised Budget	2018	2019	2020	2021	2022	Future	Grand Total
Revenue											
6106	Operating Transfer From Sales And Use Tax	-	-	-	-	-	-	-	-	225,000	225,000
Total Revenue		-	-	-	-	-	-	-	-	\$225,000	\$225,000
Expense											
8202	Construction	-	-	-	-	-	-	-	-	202,600	202,600
8214	Legal Publications	-	-	-	-	-	-	-	-	200	200
8232	Project Management	-	-	-	-	-	-	-	-	22,200	22,200
Total Expense		-	-	-	-	-	-	-	-	\$225,000	\$225,000
Net Total		-	-	-	-	-	-	-	-	-	-



Community Park: North of 10th Street & West of 71st Avenue

Project Number:	154	Budget Year:	2018
Division:	Parks	Council Priority:	Image- Quality of Life
Project Type:	Parks/Recreation	Regions:	0 - Multiple Wards
Fund:	Quality of Life	Location:	North of 10th Street and West of 71st Avenue
Project Manager:	TBD	Budget Unit #:	Unassigned
Project Status:	Unfunded		

Description:

To construct a 40 acre community park consisting of: playground(s), picnic shelter(s), recreational activity site and open turf/play area, athletic fields for practices, off street parking. Community Park site would include a permanent restroom on site and other amenities as the final site and community needs would allow (water/pond, non-potable irrigation, lighting, sidewalk/trail, native areas, landscaping and tree plantings).

Discussion of Progress:

No additional information

Justification:

To fulfill the requirements set forth in the Parks Master Plan and the Quality of Life requirements.

Revenue Detail:

No additional information

Impact on Operating Budget:

None

GL Account	Description	Total
Expense		
8202	Construction	7,600,000
Total Expense		\$7,600,000

Community Park: North of 10th Street/East of 71st Avenue/West of 35 Avenue

Project Number:	219	Budget Year:	2018
Division:	Parks	Council Priority:	Image- Quality of Life
Project Type:	Parks/Recreation	Regions:	0 - Multiple Wards
Fund:	Quality of Life	Location:	North of 10th Street/East of 71st Avenue/West of 35th Avenue
Project Manager:	TBD	Budget Unit #:	Unassigned
Project Status:	Unfunded		

Description:

To construct a 40 acre community park consisting of: playground(s), picnic shelter(s), recreational activity site and open turf/play area, athletic fields for practices, off street parking. Community Park site would include a permanent restroom on site and other amenities as the final site and community needs would allow (water/pond, non-potable irrigation, lighting, sidewalk/trail, native areas, landscaping and tree plantings).

Discussion of Progress:

No additional information

Justification:

To fulfill the requirements set forth in the Parks Master Plan and the Quality of Life requirements.

Revenue Detail:

No additional information

Impact on Operating Budget:

None

GL Account	Description	Total
Expense		
8202	Construction	7,600,000
Total Expense		\$7,600,000

Sheepdraw Community Park: 107th Avenue South of 10th Street and West of 71st Avenue

Project Number:	319	Budget Year:	2018
Division:	Capital Improvements	Council Priority:	Image- Quality of Life
Project Type:	Parks/Recreation	Regions:	0 - Multiple Wards
Fund:	Quality of Life	Location:	107 Avenue South of 10th Street and West of 71st Avenue
Project Manager:	Sarah Boyd	Budget Unit #:	Unassigned
Project Status:	Unfunded		

Description:

Funds will be utilized for the acquisition and development of community park land consisting of playground(s), picnic shelter(s), recreational activity site and open turf/play area, athletic fields for practices, off street parking. A Community Park site would include a permanent restroom and other amenities as the final site and community needs are determined (water/pond, non-potable irrigation, lighting, sidewalk/trail, native areas, landscaping and tree plantings).

Discussion of Progress:

A potential property (Shupe) in location district 7 has currently been identified for purchase. This site is proposed to be purchased in collaboration with non pot water storage. An appraisal has been initiated and contracts are under way.

Justification:

To fulfill the requirements set forth in the Parks Master Plan and the Quality of Life requirements.

Revenue Detail:

No additional information

Impact on Operating Budget:

Maintenance & operations cost would be \$2,126/acre. This is based on annual 2013 costs.

GL Account	Description	Total
Expense		
8202	Construction	6,600,000
Total Expense		\$6,600,000

Meeker Home Grounds Enhancement

Project Number:	167	Budget Year:	2018
Division:	Culture & Public Art	Council Priority:	Image- Quality of Life
Project Type:	Infrastructure Maintenance	Regions:	1- 16 St North/35 Ave East
Fund:	Quality of Life	Location:	Meeker Home 1324 9th Avenue
Project Manager:	Bill Armstrong	Budget Unit #:	Unassigned
Project Status:	Unfunded		

Description:

This project would complete the design of the Meeker Home park, add a gazebo, pathways, a second bathroom, sculptural elements, outdoor artifact elements, and landscaping to make it a more appealing destination in the University District.

Discussion of Progress:

No additional information

Justification:

The Meeker Home has been identified as a significant community asset of the 9th Avenue corridor in the University District. The Meeker Home is a standalone historic house museum that can accommodate tour groups of 15-20 people, which is not conducive to increasing attendance at the museum. We have resorted to holding events on the lawn which draw crowds of nearly 200. Beautifying the Meeker Home grounds would encourage residents to use it for picnicking, visiting and rentals. It would also deter vandalism and homeless camping, which have occurred recently at the site. Having a shelter facility on the lawn will provide space to serve food, do demonstrations and programming out of the weather, and will be able to be rented out for picnics and parties which will increase revenue and attendance. A second bathroom will make it much easier to accommodate large groups of people. Improving the curb appeal of the Meeker Home has been on the museums master plan since 2001.

Revenue Detail:

No additional information

Impact on Operating Budget:

None

GL Account	Description	Total
Expense		
8202	Construction	163,579
8206	Design Fees	15,000
8214	Legal Publications	1,500
8216	Miscellaneous	8,250
8226	Permits, Fees, Etc	7,500
8232	Project Management	8,775
8236	Soils Investigation	1,500
8240	Testing And Inspection	1,858
9301	Public Improvement Fund	2,038
Total Expense		\$210,000

Parking Lot for Balsam Sports Park

Project Number:	253	Budget Year:	2018
Division:	Parks	Council Priority:	Image- Quality of Life
Project Type:	Parks/Recreation	Regions:	1- 16 St North/35 Ave East
Fund:	Quality of Life	Location:	Balsam Sports Park 5401 W. 20th Street
Project Manager:	Eric Bloomer	Budget Unit #:	Unassigned
Project Status:	Unfunded		

Description:

Purchase 2.5 acres located directly to the South of Balsam Sports Park for the construction of on site parking to serve Balsam Sports Park.

Discussion of Progress:

Property is currently not available for purchase.

Justification:

Currently Balsam Sports Park does not have designated on-site parking. All sporting event parking is currently on street and in the surrounding residential neighborhood. This condition has generated complaints from the surrounding residences. In the short term, purchase of the 2.5 acre parcel to the south of the property would help to ease congested on street parking by providing an aggregate parking option. Design and paving of the parking lot would be completed in subsequent years.

Revenue Detail:

No additional information

Impact on Operating Budget:

None

GL Account	Description	Total
Expense		
8202	Construction	253,275
8204	Contingency	29,700
8206	Design Fees	17,000
8226	Permits,Fees, Etc	400
8228	Printing, Copying	200
8232	Project Management	6,500
8234	Repair/Maintenance Supplies	1,000
8238	Surveying	2,500
8240	Testing And Inspection	2,000
Total Expense		\$312,575

Centennial Master Plan

Project Number:	318.21	Budget Year:	2018
Division:	Capital Improvements	Council Priority:	
Project Type:		Regions:	
Fund:	Quality of Life	Location:	
Project Manager:	Unassigned	Budget Unit #:	Unassigned
Project Status:	Unfunded		

Description:

Discussion of Progress:

No additional information

Justification:

Revenue Detail:

No additional information

Impact on Operating Budget:

None

GL Account	Description	Total
Expense		
8206	Design Fees	2,000,000
Total Expense		\$2,000,000

Kiwanis Park Expansion

Project Number:	525	Budget Year:	2018
Division:	Parks	Council Priority:	Image- Quality of Life
Project Type:	Parks/Recreation	Regions:	1- 16 St North/35 Ave East
Fund:	Quality of Life	Location:	Kiwanis Park 501 N 14th Avenue
Project Manager:	Eric Bloomer	Budget Unit #:	Unassigned
Project Status:	Unfunded		

Description:

To further the expansion of Swanson Kiwanis Park by purchasing the final house located on the South East corner of Kiwanis Park. Phase I will involve the purchase of the property and phase II will include house removal, irrigation and landscape installation.

Discussion of Progress:

Property is currently not available for purchase.

Justification:

The purchase of this lot will ensure the park has open visibility from 14th avenue to 15th avenue court. The purchase of this property is critical to establish site lines for patrol through this park as this park has been identified by Greeley P.D. as one associated with some of the highest levels of gang and drug activity. Advancement of this project is dependent on availability of the property. It is imperative that when the property becomes available, the opportunity not be missed.

Revenue Detail:

No additional information

Impact on Operating Budget:

None

GL Account	Description	Total
Expense		
8202	Construction	2,500
8203	Construction - City Depts	13,835
8204	Contingency	1,000
8212	Land/Building Cost/Demolition	150,000
8214	Legal Publications	400
8220	Moving	20,000
8228	Printing, Copying	400
8232	Project Management	2,250
8234	Repair/Maintenance Supplies	2,000
Total Expense		\$192,385



FASTER

Fund 320



2018 - 2022 Five Year Plan

320 - FASTER

	2016 Actual	2017 Original Budget	2017 Revised Budget	2018	2019	2020	2021	2022	Total 2018 - 2022
Beginning Available Cash Balance	\$0	\$659,496	\$659,496	\$579,831	\$53,259	\$325,944	\$4,133	\$148,277	

Revenues

GL	Description	2016 Actual	2017 Original	2017	2018	2019	2020	2021	2022	2018-2022
4356	FASTER - HUTF	585,478	550,000	550,000	561,000	572,000	583,000	594,000	594,000	2,904,000
56**	Investment Earnings	2,129	2,701	2,701	2,304	787	217	165	200	3,673
6301	Operating Transfer From Public Improvement Fund	391,988	-	-	-	-	-	-	-	-
Total Revenue		\$979,595	\$552,701	\$552,701	\$563,304	\$572,787	\$583,217	\$594,165	\$594,200	\$2,907,673

Expenditures

Page	Project	Title	2016 Actual	2017 Original	2017	2018	2019	2020	2021	2022	2018 - 2022
	14105	71st Avenue Bridge Over Sheepdraw Design	195,689	-	129,311	-	-	-	-	-	-
	320.9	Operating Transfer	313	-	-	-	-	-	-	-	-
	320.2	Investment Charges	253	351	351	300	102	28	21	100	551
510	320.4	Bridge Maintenance	103,844	125,000	137,704	100,000	300,000	110,000	125,000	125,000	760,000
	320.1713	Railroad Quiet Zone Study	-	-	55,000	-	-	-	-	-	-
	320.1714	US34 Bypass and 83rd Ave Traffic Signal	-	-	25,000	-	-	-	-	-	-
514	320.1602	CenterPlace Dr - Turn Lanes	-	250,000	240,000	243,000	-	795,000	-	-	1,038,000
	14111	43rd Ave at 10th St Replace Westbound Pole & Mast Arm to Add Left Turns East/West	-	25,000	25,000	-	-	-	-	-	-
	14113	Purchase 4 Uninterrupted Power Supply Systems for 10th St Corridor	-	40,000	40,000	-	-	-	-	-	-
516	14114	Install New Cabinet with Uninterrupted Power Supply System at 7 Intersections	-	70,000	-	70,000	-	-	-	-	70,000
	320.8	Turn Lanes on 20th St at Clubhouse Dr & Aims Blvd	-	200,000	200,000	-	-	-	-	-	-
	320.1600	Operating Transfer - 10th St Phase 2 Grant Match	-	-	-	326,576	-	-	-	-	326,576
518	320.1740	Right turn lane on NB 47th Ave into CenterPlace Shopping Center	-	-	-	350,000	-	-	-	-	350,000
520	320.1702	Traffic Signal Replacement at 11th Ave. @ 16th St.	-	-	-	-	-	-	325,000	-	325,000
522	320.1703	Traffic Signal Replacement at 8th Ave. @ 10th St.	-	-	-	-	-	-	-	325,000	325,000
Total Expenditures			\$320,099	\$730,351	\$872,366	\$1,089,876	\$300,102	\$905,028	\$450,021	\$450,100	\$3,195,127

Timing of Expenditure Payments	-	-	(\$240,000)	-	-	-	-	-	-
--------------------------------	---	---	-------------	---	---	---	---	---	---

Ending Available Cash Balance	\$659,496	\$481,846	\$579,831	\$53,259	\$325,944	\$4,133	\$148,277	\$292,377
-------------------------------	-----------	-----------	-----------	----------	-----------	---------	-----------	-----------

Future Projects

Page	Rank	Project	Description	Total Unfunded
524	1	320.1604	23rd Ave and 16th St Turn Lane Project	1,050,000
525	2	320.1712	Traffic Signal Replacement at 14th Ave. @ 5th St.	325,000
526	3	320.1708	Traffic Signal Replacement at 9th Ave. @ 10th St.	325,000
527	4	320.1707	Traffic Signal Replacement at 10th Ave. @ 10th St.	325,000
528	5	320.1706	Traffic Signal Replacement at 10th Ave. @ 9th St.	325,000
529	6	88	11th Avenue/34 Bypass Right Turn Improvements	889,000
530	7	404	O Street/47th Avenue Realignment	2,500,000
531	8	320.1704	Traffic Signal Replacement at 10th Ave. @ 13th St.	325,000
532	9	320.1710	Traffic Signal Replacement at 14th Ave. @ 15th St.	325,000
533	10	320.1709	Traffic Signal Replacement at 14th Ave. @ 13th St.	325,000
Total Future Projects				\$6,714,000

2018 - 2022 Five Year Plan Comparison to Previous Budget Year

320 - FASTER

	2018 Original	2018	2019 Original	2019	2020 Original	2020	2021 Original	2021	2022 Original	2022	Total 2018 - 2022 Original	2018-2022
Beginning Available Cash Balance	\$579,831	\$579,831	\$196,259	\$53,259	\$263,944	\$325,944	\$202,133	\$4,133	\$326,277	\$148,277		

Revenues

GL	Description	2018 Original	2018	2019 Original	2019	2020 Original	2020	2021 Original	2021	2022 Original	2022	2018-2022 Original	2018-2022
4356	FASTER - HUTF	561,000	561,000	572,000	572,000	583,000	583,000	594,000	594,000	-	594,000	2,310,000	2,904,000
56**	Investment Earnings	2,304	2,304	787	787	217	217	165	165	-	200	3,473	3,673
Total Revenue		\$563,304	\$563,304	\$572,787	\$572,787	\$583,217	\$583,217	\$594,165	\$594,165	-	\$594,200	\$2,313,473	\$2,907,673

Expenditures

Page	Project	Title	2018 Original	2018	2019 Original	2019	2020 Original	2020	2021 Original	2021	2022 Original	2022	2018-2022 Original	2018 - 2022
	320.2	Investment Charges	300	300	102	102	28	28	21	21	-	100	451	551
	14122	37th Ave Ct at 10th St: Replace Poles East and West Bound	-	-	60,000	-	-	-	-	-	-	-	60,000	-
	320.8	Turn Lanes on 20th St at Clubhouse Dr & Aims Blvd	475,000	-	-	-	-	-	-	-	-	-	475,000	-
	320.1600	Operating Transfer - 10th St Phase 2 Grant Match	326,576	326,576	-	-	-	-	-	-	-	-	326,576	326,576
510	320.4	Bridge Maintenance	125,000	100,000	125,000	300,000	125,000	110,000	125,000	125,000	-	125,000	500,000	760,000
	320.1601	Crash Analysis Software	20,000	-	20,000	-	20,000	-	20,000	-	-	-	80,000	-
514	320.1602	CenterPlace Dr - Turn Lanes	-	243,000	-	-	-	795,000	-	-	-	-	-	1,038,000
516	14114	Install New Cabinet with Uninterrupted Power Supply System at 7 Intersections	-	70,000	-	-	-	-	-	-	-	-	-	70,000
518	320.1740	Right turn lane on NB 47th Ave into CenterPlace Shopping Center	-	350,000	-	-	-	-	-	-	-	-	-	350,000
520	320.1702	Traffic Signal Replacement at 11th Ave. @ 16th St.	-	-	-	-	-	-	325,000	325,000	-	-	325,000	325,000
524	320.1604	23rd Ave and 16th St Turn Lane Project	-	-	300,000	-	500,000	-	-	-	-	-	800,000	-
522	320.1703	Traffic Signal Replacement at 8th Ave. @ 10th St.	-	-	-	-	-	-	-	-	-	325,000	-	325,000
Total Expenditures			\$946,876	\$1,089,876	\$505,102	\$300,102	\$645,028	\$905,028	\$470,021	\$450,021	-	\$450,100	\$2,567,027	\$3,195,127

Ending Available Cash Balance	\$196,259	\$53,259	\$263,944	\$325,944	\$202,133	\$4,133	\$326,277	\$148,277	\$326,277	\$292,377
-------------------------------	-----------	----------	-----------	-----------	-----------	---------	-----------	-----------	-----------	-----------

Future Projects

Page	Current Rank	Previous Rank	Project	Description	Total Unfunded	2018 Total Unfunded
524	1		320.1604	23rd Ave and 16th St Turn Lane Project	-	1,050,000
525	2	11	320.1712	Traffic Signal Replacement at 14th Ave. @ 5th St.	325,000	325,000
526	3	7	320.1708	Traffic Signal Replacement at 9th Ave. @ 10th St.	325,000	325,000
527	4	6	320.1707	Traffic Signal Replacement at 10th Ave. @ 10th St.	325,000	325,000
528	5	5	320.1706	Traffic Signal Replacement at 10th Ave. @ 9th St.	325,000	325,000
529	6	2	88	11th Avenue/34 Bypass Right Turn Improvements	889,000	889,000
530	7	1	404	O Street/47th Avenue Realignment	2,500,000	2,500,000
531	8	4	320.1704	Traffic Signal Replacement at 10th Ave. @ 13th St.	325,000	325,000
532	9	9	320.1710	Traffic Signal Replacement at 14th Ave. @ 15th St.	325,000	325,000
533	10	8	320.1709	Traffic Signal Replacement at 14th Ave. @ 13th St.	325,000	325,000
Total Future Projects					\$5,664,000	\$6,954,000



Bridge Maintenance

Project Number:	320.4	Budget Year:	2018
Division:	Street Maintenance	Council Priority:	Safety- Traffic Safety
Project Type:	Road Development	Regions:	0 - Multiple Wards
Fund:	FASTER	Location:	Various Locations
Project Manager:	Pat Hill	Budget Unit #:	3200006006190931
Project Status:	Funded		

Description:

This project is for the on-going maintenance of the City of Greeley's bridges. The city has over 80 bridges that are Greeley's maintenance/replacement responsibility. Maintenance activities include repainting, culvert replacements, guard rail maintenance, structural repairs, signage, and other pavement maintenance treatments on the bridge decks. This also includes the 60+ bridges not inspected by the CDOT Off-System Bridges bi-annual Inspection Program. Future bridge deck repairs include 5th Street and 23rd Avenue, 95th Ave and Poudre River, 11th Ave and Poudre River, and 31st Avenue and 4th Street.

Discussion of Progress:

Inspection of the 60+ minor bridges will be conducted in 2017. This inspection occurs every 5-6 years. Plans for repairs to the 95th Ave & Poudre River bridge are prepared for construction in 2019.

Justification:

The aging infrastructure continues to be an issue for bridges. Some of the City of Greeley's bridges are over 100 years old. At various times in their life cycle, it is necessary that maintenance to these bridges take place. This can be painting, concrete repair, signage, and bridge evaluation by Certified Inspection Agency. Greeley's bridges are beginning to fall into a needed maintenance cycle, and the required funding is not sufficient for providing the correct and proper maintenance.

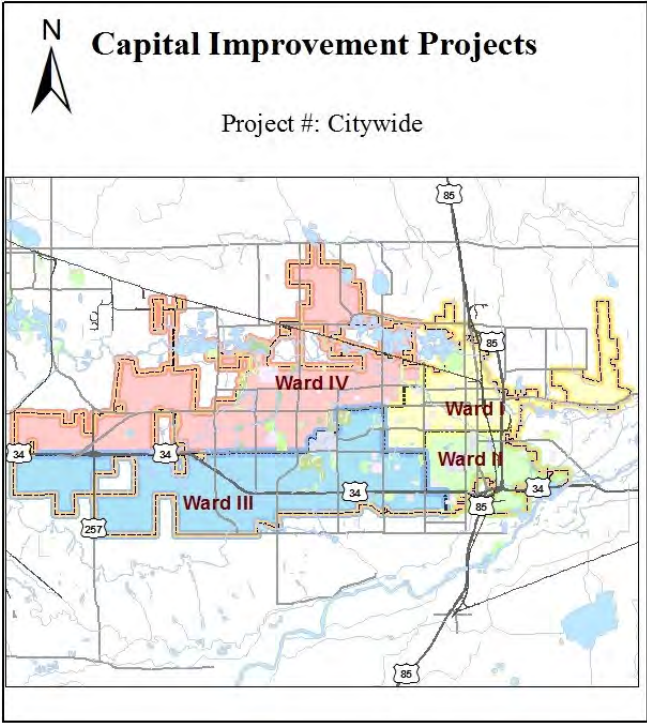
Revenue Detail:

FASTER Funding (Funding Advancement for Surface Transportation & Economic Recovery) raised money for bridge reconstruction, highway safety projects and transit primarily through an increase in vehicle registration fees in Colorado.

Impact on Operating Budget:

This project is for maintaining existing City of Greeley bridge infrastructure, so it is taking care of maintenance costs that could be made from operating budgets.

GL Account	Description	Previous 3 Years	2016 Actual	2017 Revised Budget	2018	2019	2020	2021	2022	Grand Total
Revenue										
	Fund Balance	-	80,434	12,704	-	-	-	-	-	93,138
4356	FASTER - HUTF	-	-	125,000	100,000	300,000	110,000	125,000	125,000	885,000
6301	Operating Transfer From Public Improvement Fund	-	23,409	-	-	-	-	-	-	23,409
Total Revenue		-	\$103,844	\$137,704	\$100,000	\$300,000	\$110,000	\$125,000	\$125,000	\$1,001,548
Expense										
8202	Construction	-	60,201	54,000	75,000	275,000	85,000	100,000	100,000	749,201
8214	Legal Publications	-	-	500	500	500	500	500	500	3,000
8216	Miscellaneous	-	-	1,000	1,000	1,000	1,000	1,000	1,000	6,000
8226	Permits, Fees, Etc	-	-	500	500	500	500	500	500	3,000
8229	Professional Services	-	33,930	59,704	1,000	1,000	1,000	1,000	1,000	98,634
8232	Project Management	-	6,899	20,000	20,000	20,000	20,000	20,000	20,000	126,899
8234	Repair/Maintenance Supplies	-	2,814	1,000	1,000	1,000	1,000	1,000	1,000	8,814
8240	Testing And Inspection	-	-	1,000	1,000	1,000	1,000	1,000	1,000	6,000
Total Expense		-	\$103,844	\$137,704	\$100,000	\$300,000	\$110,000	\$125,000	\$125,000	\$1,001,548
Net Total		-	-	-	-	-	-	-	-	-





CenterPlace Dr - Turn Lanes

Project Number:	320.1602	Budget Year:	2018
Division:	Engineering	Council Priority:	Safety- Traffic Safety
Project Type:	Road Development	Regions:	3- 10 St South/23 Ave West
Fund:	FASTER	Location:	CenterPlace Drive, 44th & 46th Intersections
Project Manager:	Tom Hellen	Budget Unit #:	3200006006285810
Project Status:	Funded		

Description:

Development along the north side of CenterPlace Drive has led to the need for additional turn lanes in this area. Proposed intersections are 44th and 46th Avenues. ROW acquisition will be identified with area development.

Discussion of Progress:

Initial review of layouts has been conducted. With a lack of Project Managers this project is on hold.

Justification:

Due to both the additional turn lanes added along Centerplace Drive and a lack of staffing in Public Works this project has been moved to 2018.

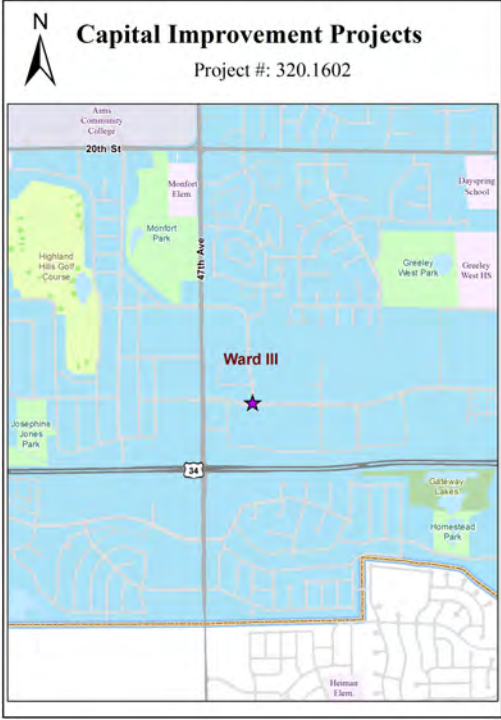
Revenue Detail:

FASTER Funding (Funding Advancement for Surface Transportation & Economic Recovery) raised money for bridge reconstruction, highway safety projects and transit primarily through an increase in vehicle registration fees in Colorado.

Impact on Operating Budget:

None

GL Account	Description	Previous 3 Years	2016 Actual	2017 Revised Budget	2018	2019	2020	2021	2022	Grand Total
Revenue										
4356	FASTER - HUTF	-	-	250,000	243,000	-	795,000	-	-	1,288,000
Total Revenue		-	-	\$250,000	\$243,000	-	\$795,000	-	-	\$1,288,000
Expense										
8202	Construction	-	-	234,000	-	-	780,000	-	-	1,014,000
8206	Design Fees	-	-	4,500	230,000	-	-	-	-	234,500
8214	Legal Publications	-	-	500	-	-	-	-	-	500
8232	Project Management	-	-	1,000	13,000	-	15,000	-	-	29,000
Total Expense		-	-	\$240,000	\$243,000	-	\$795,000	-	-	\$1,278,000
Net Total		-	-	\$10,000	-	-	-	-	-	\$10,000



Install New Cabinet with Uninterrupted Power Supply System at 7 Intersections

Project Number:	14114	Budget Year:	2018
Division:	Transportation Services	Council Priority:	Safety- Traffic Safety
Project Type:	Road Development	Regions:	0 - Multiple Wards
Fund:	FASTER	Location:	Various Locations
Project Manager:	Eric Bracke	Budget Unit #:	3200006006195811
Project Status:	Funded		

Description:

The traffic operations division is trying to place uninterrupted power supply (UPS) cabinets along the major corridors. The cabinets reduce congestion and improve safety to the motoring public during power outages. This project will replace the cabinets on 23rd Ave at 13th Street, 16th Street, 20th Street, 27th Street, 25th Street, Reservoir Road, and 29th Street.

Discussion of Progress:

No additional information

Justification:

This improvement will increase safety and improve traffic flow during power outages. The intersections slated for cabinet replacement would be along the major arterials within the City. When power outages occur, major traffic "jams" occur without the UPS system in place.

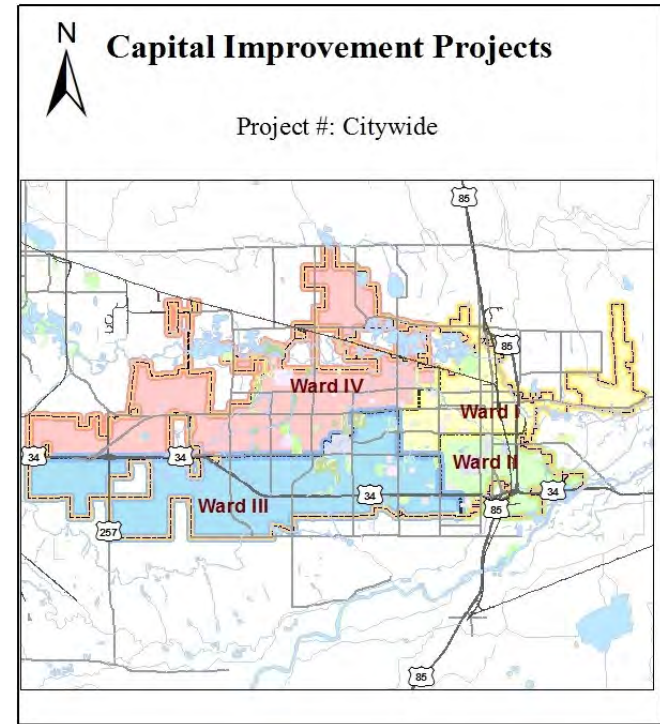
Revenue Detail:

FASTER Funding (Funding Advancement for Surface Transportation & Economic Recovery) raised money for bridge reconstruction, highway safety projects and transit primarily through an increase in vehicle registration fees in Colorado.

Impact on Operating Budget:

None

GL Account	Description	Previous 3 Years	2016 Actual	2017 Revised Budget	2018	2019	2020	2021	2022	Grand Total
Revenue										
4356	FASTER - HUTF	-	-	-	70,000	-	-	-	-	70,000
Total Revenue		-	-	-	\$70,000	-	-	-	-	\$70,000
Expense										
8202	Construction	-	-	-	70,000	-	-	-	-	70,000
Total Expense		-	-	-	\$70,000	-	-	-	-	\$70,000
Net Total		-	-	-	-	-	-	-	-	-



Right turn lane on NB 47th Ave into CenterPlace Shopping Center

Project Number:	320.1740	Budget Year:	2018
Division:	Engineering	Council Priority:	Safety- Traffic Safety
Project Type:	Road Development	Regions:	3- 10 St South/23 Ave West
Fund:	FASTER	Location:	Centerplace Shopping Center at 47th Avenue
Project Manager:	Tom Hellen	Budget Unit #:	Unassigned
Project Status:	Funded		

Description:

Provide a right turn lane on 47th Ave for northbound traffic entering the Centerplace Shopping Center near Gauranty Bank. This will provide an easier vehicle movement and reduce congestion backing up to Highway 34 and lessen the chances of rear end accidents for traffic currently making the right turn at the existing entrance.

Discussion of Progress:

No additional information

Justification:

This improvement will increase safety, reduce delay, and improve traffic flow along 47th Ave at the entrance to the Centerplace Shopping Center.

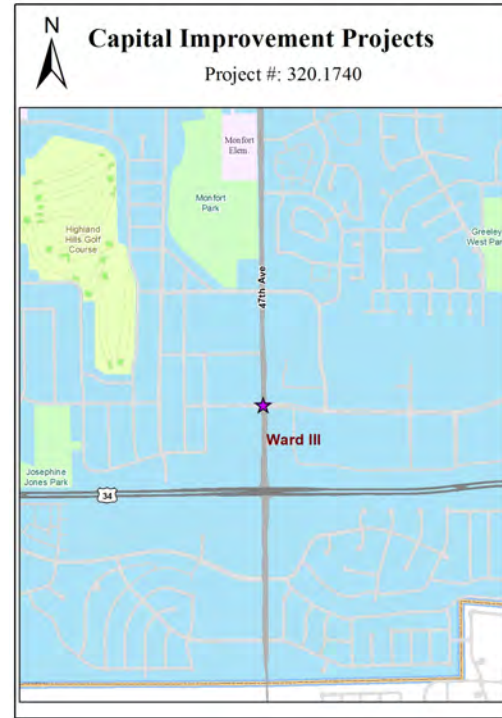
Revenue Detail:

FASTER Funding (Funding Advancement for Surface Transportation & Economic Recovery) raised money for bridge reconstruction, highway safety projects and transit primarily through an increase in vehicle registration fees in Colorado.

Impact on Operating Budget:

None

GL Account	Description	Previous 3 Years	2016 Actual	2017 Revised Budget	2018	2019	2020	2021	2022	Grand Total
Revenue										
4356	FASTER - HUTF	-	-	-	350,000	-	-	-	-	350,000
Total Revenue		-	-	-	\$350,000	-	-	-	-	\$350,000
Expense										
8202	Construction	-	-	-	344,000	-	-	-	-	344,000
8214	Legal Publications	-	-	-	500	-	-	-	-	500
8232	Project Management	-	-	-	5,500	-	-	-	-	5,500
Total Expense		-	-	-	\$350,000	-	-	-	-	\$350,000
Net Total		-	-	-	-	-	-	-	-	-



Traffic Signal Replacement at 11th Ave. @ 16th St.

Project Number:	320.1702	Budget Year:	2018
Division:	Transportation Services	Council Priority:	Safety- Traffic Safety
Project Type:	Road Development	Regions:	0 - Multiple Wards
Fund:	FASTER	Location:	Intersection of 11th Ave & 16th St
Project Manager:	Eric Bracke	Budget Unit #:	Unassigned
Project Status:	Funded		

Description:

This traffic signal is more than 30 years old and the poles and mast arms are nearing failure. The intersections were constructed without pull boxes and maintenance or further technology enhancements are impossible to perform. The cabinets at the intersections are small pole mounted cabinets that have reached a point of being full and not further enhancements are possible.

Discussion of Progress:

No additional information

Justification:

This intersection has had the poles hit on numerous occasions and the signal poles are suffering from metal fatigue which makes the structural integrity of the signal questionable. The signal, when originally constructed (years ago) was not built correctly and it is not suffering from maintenance issues.

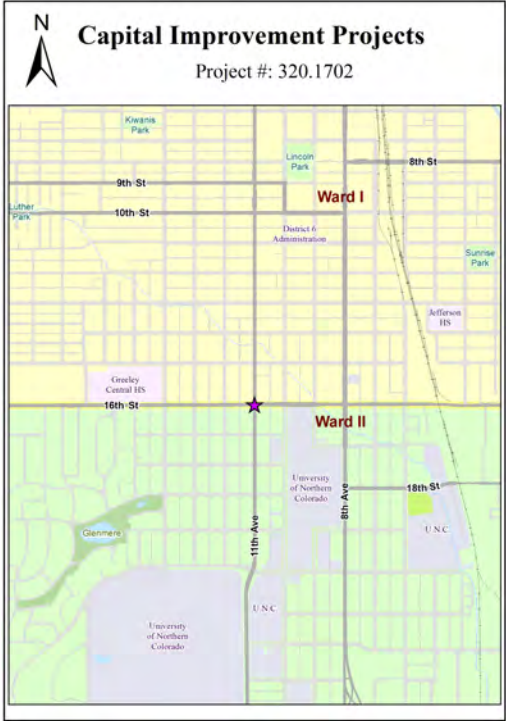
Revenue Detail:

FASTER Funding (Funding Advancement for Surface Transportation & Economic Recovery) raised money for bridge reconstruction, highway safety projects and transit primarily through an increase in vehicle registration fees in Colorado.

Impact on Operating Budget:

None

GL Account	Description	Previous 3 Years	2016 Actual	2017 Revised Budget	2018	2019	2020	2021	2022	Grand Total
Revenue										
4356	FASTER - HUTF	-	-	-	-	325,000	-	-	-	325,000
Total Revenue		-	-	-	-	\$325,000	-	-	-	\$325,000
Expense										
8202	Construction	-	-	-	-	325,000	-	-	-	325,000
Total Expense		-	-	-	-	\$325,000	-	-	-	\$325,000
Net Total		-	-	-	-	-	-	-	-	-



Traffic Signal Replacement at 8th Ave. @ 10th St.

Project Number:	320.1703	Budget Year:	2018
Division:	Transportation Services	Council Priority:	Safety- Traffic Safety
Project Type:	Street Maintenance	Regions:	1- 16 St North/35 Ave East
Fund:	FASTER	Location:	Intersection of 8th Avenue & 10th Street
Project Manager:	Eric Bracke	Budget Unit #:	Unassigned
Project Status:	Funded		

Description:

This traffic signal is more than 30 years old and the poles and mast arms are nearing failure. The intersections were constructed without pull boxes and maintenance or further technology enhancements are impossible to perform. The cabinets at the intersections are small pole mounted cabinets that have reached a point of being full and not further enhancements are possible.

Discussion of Progress:

No additional information

Justification:

The signal is at the end of its life and should be replaced prior to a failure.

Revenue Detail:

FASTER Funding (Funding Advancement for Surface Transportation & Economic Recovery) raised money for bridge reconstruction, highway safety projects and transit primarily through an increase in vehicle registration fees in Colorado.

Impact on Operating Budget:

None

GL Account	Description	Previous 3 Years	2016 Actual	2017 Revised Budget	2018	2019	2020	2021	2022	Grand Total
Revenue										
4356	FASTER - HUTF	-	-	-	-	-	-	-	325,000	325,000
Total Revenue		-	-	-	-	-	-	-	\$325,000	\$325,000
Expense										
8202	Construction	-	-	-	-	-	-	-	319,900	319,900
8214	Legal Publications	-	-	-	-	-	-	-	100	100
8232	Project Management	-	-	-	-	-	-	-	5,000	5,000
Total Expense		-	-	-	-	-	-	-	\$325,000	\$325,000
Net Total		-	-	-	-	-	-	-	-	-



23rd Ave and 16th St Turn Lane Project

Project Number:	320.1604	Budget Year:	2018
Division:	Engineering	Council Priority:	Safety- Traffic Safety
Project Type:	Road Development	Regions:	0 - Multiple Wards
Fund:	FASTER	Location:	Intersection of 23rd Ave & 16th St
Project Manager:	Tom Hellen	Budget Unit #:	Unassigned
Project Status:	Unfunded		

Description:

This project will look at adding turn lanes to relieve congestion at 23rd Avenue and 16th Street. It is likely that only 3 legs will be able to have right turn lanes. The Southeast corner appears to not have adequate room due to the proximity of the building and its HVAC system to 23rd Ave.

Discussion of Progress:

No additional information

Justification:

This improvement will increase safety, reduce delay, and improve traffic flow at 23rd Avenue and 16th Street that impacts access to the hospital area.

Revenue Detail:

FASTER Funding (Funding Advancement for Surface Transportation & Economic Recovery) raised money for bridge reconstruction, highway safety projects and transit primarily through an increase in vehicle registration fees in Colorado.

Impact on Operating Budget:

None

GL Account	Description	Total
Expense		
8202	Construction	725,000
8206	Design Fees	100,000
8212	Land/Building Cost/Demolition	195,000
8214	Legal Publications	500
8232	Project Management	29,500
Total Expense		\$1,050,000

Traffic Signal Replacement at 14th Ave. @ 5th St.

Project Number:	320.1712	Budget Year:	2018
Division:	Transportation Services	Council Priority:	Safety- Traffic Safety
Project Type:	Street Maintenance	Regions:	1- 16 St North/35 Ave East
Fund:	FASTER	Location:	Intersection of 14th Ave & 5th St
Project Manager:	Eric Bracke	Budget Unit #:	Unassigned
Project Status:	Unfunded		

Description:

This traffic signal is more than 30 years old and the poles and mast arms are nearing failure. The intersections were constructed without pull boxes and maintenance or further technology enhancements are impossible to perform. The cabinets at the intersections are small pole mounted cabinets that have reached a point of being full and not further enhancements are possible.

Discussion of Progress:

No additional information

Justification:

The signal is at the end of its life and should be replaced prior to a failure.

Revenue Detail:

FASTER Funding (Funding Advancement for Surface Transportation & Economic Recovery) raised money for bridge reconstruction, highway safety projects and transit primarily through an increase in vehicle registration fees in Colorado.

Impact on Operating Budget:

None

GL Account	Description	Total
Expense		
8202	Construction	325,000
Total Expense		\$325,000

Traffic Signal Replacement at 9th Ave. @ 10th St.

Project Number:	320.1708	Budget Year:	2018
Division:	Transportation Services	Council Priority:	Safety- Traffic Safety
Project Type:	Street Maintenance	Regions:	1- 16 St North/35 Ave East
Fund:	FASTER	Location:	Intersection of 9th Ave & 10th St
Project Manager:	Eric Bracke	Budget Unit #:	Unassigned
Project Status:	Unfunded		

Description:

This traffic signal is more than 30 years old and the poles and mast arms are nearing failure. The intersections were constructed without pull boxes and maintenance or further technology enhancements are impossible to perform. The cabinets at the intersections are small pole mounted cabinets that have reached a point of being full and not further enhancements are possible.

Discussion of Progress:

No additional information

Justification:

The signal is at the end of its life and should be replaced prior to a failure.

Revenue Detail:

FASTER Funding (Funding Advancement for Surface Transportation & Economic Recovery) raised money for bridge reconstruction, highway safety projects and transit primarily through an increase in vehicle registration fees in Colorado.

Impact on Operating Budget:

None

GL Account	Description	Total
Expense		
8202	Construction	325,000
Total Expense		\$325,000

Traffic Signal Replacement at 10th Ave. @ 10th St.

Project Number:	320.1707	Budget Year:	2018
Division:	Transportation Services	Council Priority:	Safety- Traffic Safety
Project Type:	Street Maintenance	Regions:	1- 16 St North/35 Ave East
Fund:	FASTER	Location:	Intersection of 10th Ave & 10th St
Project Manager:	Eric Bracke	Budget Unit #:	Unassigned
Project Status:	Unfunded		

Description:

This traffic signal is more than 30 years old and the poles and mast arms are nearing failure. The intersections were constructed without pull boxes and maintenance or further technology enhancements are impossible to perform. The cabinets at the intersections are small pole mounted cabinets that have reached a point of being full and not further enhancements are possible.

Discussion of Progress:

No additional information

Justification:

The signal is at the end of its life and should be replaced prior to a failure.

Revenue Detail:

FASTER Funding (Funding Advancement for Surface Transportation & Economic Recovery) raised money for bridge reconstruction, highway safety projects and transit primarily through an increase in vehicle registration fees in Colorado.

Impact on Operating Budget:

None

GL Account	Description	Total
Expense		
8202	Construction	325,000
Total Expense		\$325,000

Traffic Signal Replacement at 10th Ave. @ 9th St.

Project Number:	320.1706	Budget Year:	2018
Division:	Transportation Services	Council Priority:	Safety- Traffic Safety
Project Type:	Street Maintenance	Regions:	1- 16 St North/35 Ave East
Fund:	FASTER	Location:	Intersection of 10th Ave & 9th St
Project Manager:	Eric Bracke	Budget Unit #:	Unassigned
Project Status:	Unfunded		

Description:

This traffic signal is more than 30 years old and the poles and mast arms are nearing failure. The intersections were constructed without pull boxes and maintenance or further technology enhancements are impossible to perform. The cabinets at the intersections are small pole mounted cabinets that have reached a point of being full and not further enhancements are possible.

Discussion of Progress:

No additional information

Justification:

The signal is at the end of its life and should be replaced prior to a failure.

Revenue Detail:

FASTER Funding (Funding Advancement for Surface Transportation & Economic Recovery) raised money for bridge reconstruction, highway safety projects and transit primarily through an increase in vehicle registration fees in Colorado.

Impact on Operating Budget:

None

GL Account	Description	Total
Expense		
8202	Construction	325,000
Total Expense		\$325,000

11th Avenue/34 Bypass Right Turn Improvements

Project Number:	88	Budget Year:	2018
Division:	Engineering	Council Priority:	Safety- Traffic Safety
Project Type:	Road Development	Regions:	2- 16 St South/23 Ave East
Fund:	FASTER	Location:	11th Avenue/34 Bypass
Project Manager:	Tom Hellen	Budget Unit #:	Unassigned
Project Status:	Unfunded		

Description:

Safety/Congestion improvements to northwest corner of intersection of 11th Avenue and US 34 Bypass. Current right turn lane lacks visibility, is too sharp, and is unsafe for pedestrians. Need to purchase one residential property to properly construct improvements that will ease traffic congestion through west bound land, widen and upgrade the right turn lane and re-construct the lot to provide for entryway open space/landscape features. The estimated cost of \$892,500 (2014 dollars) is based on purchasing the property, demolishing the house, and re-landscaping the lot with modest entryway amenities.

Discussion of Progress:

This project would require purchase of an existing residence at the north-west corner of US 34 Bypass and 11th Avenue.

Justification:

Peak hour traffic blocks the southbound right turn lane and the westbound lane is not used properly. This property purchase will also provide an opportunity for a more pleasing entryway to 11th Avenue.

Revenue Detail:

FASTER Funding (Funding Advancement for Surface Transportation & Economic Recovery) raised money for bridge reconstruction, highway safety projects and transit primarily through an increase in vehicle registration fees in Colorado.

Impact on Operating Budget:

None

GL Account	Description	Total
Expense		
8202	Construction	645,000
8206	Design Fees	100,000
8212	Land/Building Cost/Demolition	98,000
8232	Project Management	32,000
8236	Soils Investigation	4,000
8238	Surveying	6,000
8240	Testing And Inspection	4,000
Total Expense		\$889,000

O Street/47th Avenue Realignment

Project Number:	404	Budget Year:	2018
Division:	Engineering	Council Priority:	Safety- Traffic Safety
Project Type:	Road Development	Regions:	1- 16 St North/35 Ave East
Fund:	FASTER	Location:	O Street/47th Avenue Realignment
Project Manager:	Tom Hellen	Budget Unit #:	Unassigned
Project Status:	Unfunded		

Description:

Acquire additional Right of Way, realign "O" Street to eliminate unsafe curves, and realign the intersection with 47th Avenue.

Discussion of Progress:

"O" Street is an important east-west corridor north of the Poudre River, and will become more of a regional corridor as the north side of the Poudre River develops. Possible realignment options were prepared for review with possible development in 2017.

Justification:

The existing horizontal alignment of "O" Street has sharp curves that are not within safety standards. This project provides an opportunity to purchase the gravel pit area, solve the arterial road alignment problems for a road that will be a significant east/west corridor.

Revenue Detail:

FASTER Funding (Funding Advancement for Surface Transportation & Economic Recovery) raised money for bridge reconstruction, highway safety projects and transit primarily through an increase in vehicle registration fees in Colorado.

Impact on Operating Budget:

None

GL Account	Description	Total
Expense		
8202	Construction	1,814,000
8206	Design Fees	170,000
8212	Land/Building Cost/Demolition	360,000
8214	Legal Publications	1,000
8232	Project Management	67,000
8236	Soils Investigation	6,000
8238	Surveying	22,000
8240	Testing And Inspection	60,000
Total Expense		\$2,500,000

Traffic Signal Replacement at 10th Ave. @ 13th St.

Project Number:	320.1704	Budget Year:	2018
Division:	Transportation Services	Council Priority:	Safety- Traffic Safety
Project Type:	Street Maintenance	Regions:	1- 16 St North/35 Ave East
Fund:	FASTER	Location:	Intersection of 10th Ave & 13th St
Project Manager:	Eric Bracke	Budget Unit #:	Unassigned
Project Status:	Unfunded		

Description:

This traffic signal is more than 30 years old and the poles and mast arms are nearing failure. The intersections were constructed without pull boxes and maintenance or further technology enhancements are impossible to perform. The cabinets at the intersections are small pole mounted cabinets that have reached a point of being full and not further enhancements are possible.

Discussion of Progress:

No additional information

Justification:

The signal is at the end of its life and should be replaced prior to a failure.

Revenue Detail:

FASTER Funding (Funding Advancement for Surface Transportation & Economic Recovery) raised money for bridge reconstruction, highway safety projects and transit primarily through an increase in vehicle registration fees in Colorado.

Impact on Operating Budget:

None

GL Account	Description	Total
Expense		
8202	Construction	325,000
Total Expense		\$325,000

Traffic Signal Replacement at 14th Ave. @ 15th St.

Project Number:	320.1710	Budget Year:	2018
Division:	Transportation Services	Council Priority:	Safety- Traffic Safety
Project Type:	Street Maintenance	Regions:	1- 16 St North/35 Ave East
Fund:	FASTER	Location:	Intersection of 14th Ave & 15th St
Project Manager:	Eric Bracke	Budget Unit #:	Unassigned
Project Status:	Unfunded		

Description:

This traffic signal is more than 30 years old and the poles and mast arms are nearing failure. The intersections were constructed without pull boxes and maintenance or further technology enhancements are impossible to perform. The cabinets at the intersections are small pole mounted cabinets that have reached a point of being full and not further enhancements are possible.

Discussion of Progress:

No additional information

Justification:

The signal is at the end of its life and should be replaced prior to a failure.

Revenue Detail:

FASTER Funding (Funding Advancement for Surface Transportation & Economic Recovery) raised money for bridge reconstruction, highway safety projects and transit primarily through an increase in vehicle registration fees in Colorado.

Impact on Operating Budget:

None

GL Account	Description	Total
Expense		
8202	Construction	325,000
Total Expense		\$325,000

Traffic Signal Replacement at 14th Ave. @ 13th St.

Project Number:	320.1709	Budget Year:	2018
Division:	Transportation Services	Council Priority:	Safety- Traffic Safety
Project Type:	Street Maintenance	Regions:	1- 16 St North/35 Ave East
Fund:	FASTER	Location:	Intersection of 14th Ave & 13th St
Project Manager:	Eric Bracke	Budget Unit #:	Unassigned
Project Status:	Unfunded		

Description:

This traffic signal is more than 30 years old and the poles and mast arms are nearing failure. The intersections were constructed without pull boxes and maintenance or further technology enhancements are impossible to perform. The cabinets at the intersections are small pole mounted cabinets that have reached a point of being full and not further enhancements are possible.

Discussion of Progress:

No additional information

Justification:

The signal is at the end of its life and should be replaced prior to a failure.

Revenue Detail:

FASTER Funding (Funding Advancement for Surface Transportation & Economic Recovery) raised money for bridge reconstruction, highway safety projects and transit primarily through an increase in vehicle registration fees in Colorado.

Impact on Operating Budget:

None

GL Account	Description	Total
Expense		
8202	Construction	325,000
Total Expense		\$325,000





Street & Infrastructure Improvement

Fund 321



2018 - 2022 Five Year Plan

321 - Keep Greeley Moving

	2016 Actual	2017 Original Budget	2017 Revised Budget	2018	2019	2020	2021	2022	Total 2018 - 2022
Beginning Available Cash Balance	\$0	\$1,443,914	\$1,443,914	\$1,054,985	\$1,054,985	\$1,054,985	\$1,054,985	\$1,054,985	

Revenues

GL	Description	2016 Actual	2017 Original	2017	2018	2019	2020	2021	2022	2018-2022
4131	General Sales Taxes	8,828,944	9,161,154	9,161,154	9,427,169	9,709,984	10,001,284	10,301,323	10,610,363	50,050,123
4134	General Use Taxes	420,733	306,731	306,731	312,501	321,876	331,532	341,478	351,722	1,659,109
4137	Sales Tax on Building Permits	575,368	512,918	512,918	512,321	527,691	543,522	559,828	576,623	2,719,985
4141	Auto Use Tax	664,498	596,269	596,269	613,442	631,846	650,801	670,325	690,435	3,256,849
56**	Investment Earnings	3,908	-	-	-	-	-	-	-	-
6304	Operating Transfer From Food Tax Fund	4,909,288	2,000,000	2,000,000	2,800,000	2,700,000	2,700,000	2,700,000	2,700,000	13,600,000
Total Revenue		\$15,402,740	\$12,577,072	\$12,577,072	\$13,665,433	\$13,891,397	\$14,227,139	\$14,572,954	\$14,929,143	\$71,286,066

Expenditures

Page	Project	Title	2016 Actual	2017 Original	2017	2018	2019	2020	2021	2022	2018 - 2022
	321.11	Investment Earnings	196	-	-	-	-	-	-	-	-
538	321.1	Pavement Maintenance	105,989	145,000	184,011	145,000	145,000	145,000	145,000	145,000	725,000
540	321.2	Seal Coat	908,020	1,000,000	1,006,759	1,000,000	1,000,000	1,000,000	1,000,000	1,000,000	5,000,000
544	321.4	Overlay & Striping	4,534,417	4,455,917	4,546,500	4,454,640	4,454,640	4,454,640	4,454,640	4,454,640	22,273,200
548	321.5	Patching	1,027,042	1,000,000	1,072,958	1,000,000	1,000,000	1,000,000	1,000,000	1,000,000	5,000,000
552	321.6	Crack Seal	444,440	500,000	460,000	500,000	500,000	500,000	500,000	500,000	2,500,000
556	321.7	Concrete Repair & Cross Pan Replacement Program	1,010,068	266,269	266,269	1,091,629	991,629	991,629	991,629	991,629	5,058,145
560	321.8	ADA - Access Ramps/Sidewalks	128,653	200,000	218,701	200,000	200,000	200,000	200,000	200,000	1,000,000
	321.9	Operating Transfer to Transportation Development Fund (312)	5,800,000	3,600,000	3,600,000	3,600,000	3,600,000	3,600,000	3,600,000	3,600,000	18,000,000
	321.10	Sales & Use Tax Revenue from .65	-	1,085,803	1,085,803	1,374,164	1,700,128	2,035,870	2,381,685	2,737,874	10,229,721
562	321.12	Neighborhood Concrete Program	-	325,000	525,000	300,000	300,000	300,000	300,000	300,000	1,500,000
Total Expenditures			\$13,958,826	\$12,577,989	\$12,966,001	\$13,665,433	\$13,891,397	\$14,227,139	\$14,572,954	\$14,929,143	\$71,286,066

Ending Available Cash Balance	\$1,443,914	\$1,442,997	\$1,054,985	\$1,054,985	\$1,054,985	\$1,054,985	\$1,054,985	\$1,054,985
-------------------------------	-------------	-------------	-------------	-------------	-------------	-------------	-------------	-------------

2018 - 2022 Five Year Plan Comparison to Previous Budget Year

321 - Keep Greeley Moving

	2018 Original	2018	2019 Original	2019	2020 Original	2020	2021 Original	2021	2022 Original	2022	Total 2018 - 2022 Original	2018-2022
Beginning Available Cash Balance	\$1,054,985	\$1,054,985	\$1,054,985	\$1,054,985	\$1,054,985	\$1,054,985	\$1,054,985	\$1,054,985	\$1,054,985	\$1,054,985		

Revenues

GL	Description	2018 Original	2018	2019 Original	2019	2020 Original	2020	2021 Original	2021	2022 Original	2022	2018-2022 Original	2018-2022
4131	General Sales Taxes	9,427,169	9,427,169	9,709,984	9,709,984	10,001,284	10,001,284	10,301,323	10,301,323	-	10,610,363	39,439,760	50,050,123
4134	General Use Taxes	312,501	312,501	321,876	321,876	331,532	331,532	341,478	341,478	-	351,722	1,307,387	1,659,109
4137	Sales Tax on Building Permits	512,321	512,321	527,691	527,691	543,522	543,522	559,828	559,828	-	576,623	2,143,362	2,719,985
4141	Auto Use Tax	613,442	613,442	631,846	631,846	650,801	650,801	670,325	670,325	-	690,435	2,566,414	3,256,849
6304	Operating Transfer From Food Tax Fund	2,800,000	2,800,000	2,700,000	2,700,000	2,700,000	2,700,000	2,700,000	2,700,000	-	2,700,000	10,900,000	13,600,000
Total Revenue		\$13,665,433	\$13,665,433	\$13,891,397	\$13,891,397	\$14,227,139	\$14,227,139	\$14,572,954	\$14,572,954	-	\$14,929,143	\$56,356,923	\$71,286,066

Expenditures

Page	Project	Title	2018 Original	2018	2019 Original	2019	2020 Original	2020	2021 Original	2021	2022 Original	2022	2018-2022 Original	2018 - 2022
538	321.1	Pavement Maintenance	145,000	145,000	145,000	145,000	145,000	145,000	145,000	145,000	-	145,000	580,000	725,000
540	321.2	Seal Coat	1,000,000	1,000,000	1,000,000	1,000,000	1,000,000	1,000,000	1,000,000	1,000,000	-	1,000,000	4,000,000	5,000,000
544	321.4	Overlay & Striping	5,828,804	4,454,640	6,154,768	4,454,640	6,490,510	4,454,640	6,836,325	4,454,640	-	4,454,640	25,310,407	22,273,200
548	321.5	Patching	1,000,000	1,000,000	1,000,000	1,000,000	1,000,000	1,000,000	1,000,000	1,000,000	-	1,000,000	4,000,000	5,000,000
552	321.6	Crack Seal	600,000	500,000	600,000	500,000	600,000	500,000	600,000	500,000	-	500,000	2,400,000	2,500,000
556	321.7	Concrete Repair & Cross Pan Replacement Program	1,091,629	1,091,629	991,629	991,629	991,629	991,629	991,629	991,629	-	991,629	4,066,516	5,058,145
560	321.8	ADA - Access Ramps/Sidewalks	200,000	200,000	200,000	200,000	200,000	200,000	200,000	200,000	-	200,000	800,000	1,000,000
	321.9	Operating Transfer to Transportation Development Fund (312)	3,600,000	3,600,000	3,600,000	3,600,000	3,600,000	3,600,000	3,600,000	3,600,000	-	3,600,000	14,400,000	18,000,000
	321.10	Sales & Use Tax Revenue from .65	-	1,374,164	-	1,700,128	-	2,035,870	-	2,381,685	-	2,737,874	-	10,229,721
562	321.12	Neighborhood Concrete Program	200,000	300,000	200,000	300,000	200,000	300,000	200,000	300,000	-	300,000	800,000	1,500,000
Total Expenditures			\$13,665,433	\$13,665,433	\$13,891,397	\$13,891,397	\$14,227,139	\$14,227,139	\$14,572,954	\$14,572,954	-	\$14,929,143	\$56,356,923	\$71,286,066

Ending Available Cash Balance	\$1,054,985	\$1,054,985	\$1,054,985	\$1,054,985	\$1,054,985	\$1,054,985	\$1,054,985	\$1,054,985	\$1,054,985	\$1,054,985	\$1,054,985	
-------------------------------	-------------	-------------	-------------	-------------	-------------	-------------	-------------	-------------	-------------	-------------	-------------	--

Pavement Maintenance

Project Number:	321.1	Budget Year:	2018
Division:	Street Maintenance	Council Priority:	Safety- Traffic Safety
Project Type:	Street Maintenance	Regions:	0 - Multiple Wards
Fund:	Keep Greeley Moving	Location:	Various Locations
Project Manager:	Pat Hill	Budget Unit #:	3210006006190930
Project Status:	Funded		

Description:

The Pavement Management Program is the key asset management tool for our pavement system, and this budget provides for staff time, consultant assistance, and computer program licensure/maintenance to manage the 370.34 miles of streets in the City of Greeley. This program was implemented in 1987. Stantec Consultants is the firm providing the software and pavement management assistance. This program allows the City of Greeley to hire Stantec to rate a portion of the city streets to update the conditions and then input this information into the management program. This program also allows staff time to maintain the database of the existing street system, evaluate street conditions and provide useful data for planning budget needs, prioritizing, and design of the various street maintenance programs.

The pavement management program also provides information for required yearly reporting to the State of Colorado (Highway User Trust Fund – HUTF) and also provides information for reporting the GSB34 inventory each year. The HUTF reporting is used to determine our share of HUTF funding.

Discussion of Progress:

The overall PQI for the entire city has remained even at 61.8. This is because 2/3s of our road system is local roads which have received little or no maintenance over the last several years. 2017 plan is completed. All information developed will be used to re-evaluate future road maintenance projects and timing.

Justification:

The City's goal is to have 90% of all streets with a Pavement Quality Index (PQI) of, at least, 65. The PQI is a nationally recognized standard that identifies the condition of streets.

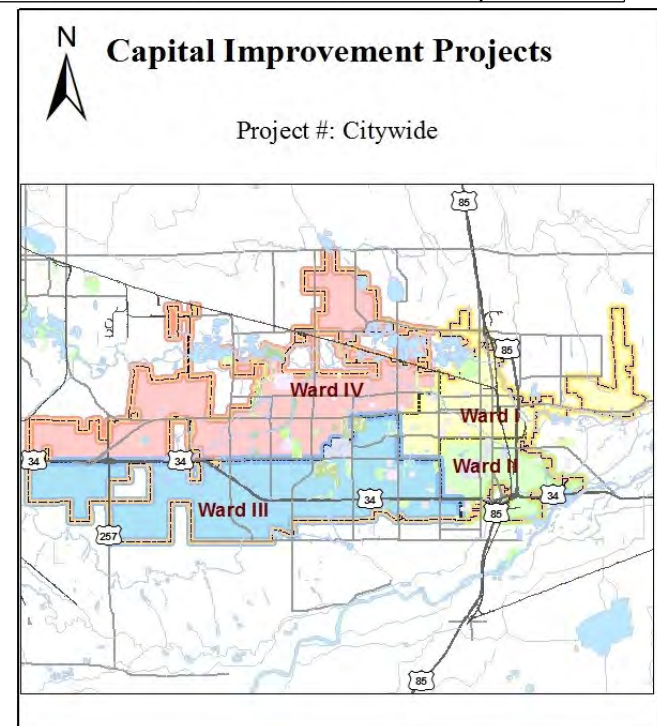
Revenue Detail:

In 2015 the citizens of Greeley passed ballot measure 2A – Street Improvement 0.65% sales tax. This new tax is projected to generate \$9.4 million annually and will be supplemented with additional food tax funding in order to attain a national standard of “good” on 90% of our streets. The tax will have a seven year life, after which it will have to be re-authorized by voters or it will “sunset.”

Impact on Operating Budget:

None

GL Account	Description	Previous 3 Years	2016 Actual	2017 Revised Budget	2018	2019	2020	2021	2022	Grand Total
Revenue										
	Fund Balance	-	-	39,011	-	-	-	-	-	0
6106	Operating Transfer From Sales And Use Tax	-	-	145,000	145,000	145,000	145,000	145,000	145,000	870,000
6304	Operating Transfer From Food Tax Fund	-	145,000	-	-	-	-	-	-	145,000
Total Revenue		-	\$145,000	\$184,011	\$145,000	\$145,000	\$145,000	\$145,000	\$145,000	\$1,015,000
Expense										
8229	Professional Services	-	61,096	139,011	100,000	100,000	100,000	100,000	100,000	700,107
8232	Project Management	-	44,701	-	-	-	-	-	-	44,701
8234	Repair/Maintenance Supplies	-	192	45,000	45,000	45,000	45,000	45,000	45,000	270,192
Total Expense		-	\$105,989	\$184,011	\$145,000	\$145,000	\$145,000	\$145,000	\$145,000	\$1,015,000
Net Total		-	\$39,011	-	-	-	-	-	-	-



Seal Coat

Project Number:	321.2	Budget Year:	2018
Division:	Street Maintenance	Council Priority:	Safety- Traffic Safety
Project Type:	Street Maintenance	Regions:	0 - Multiple Wards
Fund:	Keep Greeley Moving	Location:	Various Locations
Project Manager:	Pat Hill	Budget Unit #:	3210006006190902
Project Status:	Funded		

Description:

Two types of seal coat applications are being used in Greeley. Rejuvenating seal coats are used to protect newer asphalt pavements, and chip and slurry seals are used to provide new wearing surfaces and seal deteriorated asphalt pavements extending the life of a road 5 years.

Discussion of Progress:

The 2017 Rejuvenating Sealcoat Program consists of approximately 4.4 miles of local and collector streets or approximately 1.2% of our 370.34 mile street system. The average cost per mile for our rejuvenating seal coat program in 2016 was approximately \$29,500

Streets in the 2017 Chip Seal Program consist of approximately 10.1 miles of local and collector streets or approximately 2.7% of our 370.34 mile street system.

Justification:

Rejuvenating seal coats are very cost effective in providing protection for our good pavements and are typically applied when an asphalt pavement is two to five years old. Chip seals are applied to older pavements that have lost the surface fines and small aggregate, but have not cracked or rutted to the extent of requiring overlay or reconstruction. The City's goal is to have 90% of all streets with a Pavement Quality Index (PQI) of, at least, 65. The PQI is a nationally recognized standard that identifies the condition of the city's street system of 370.34 miles.

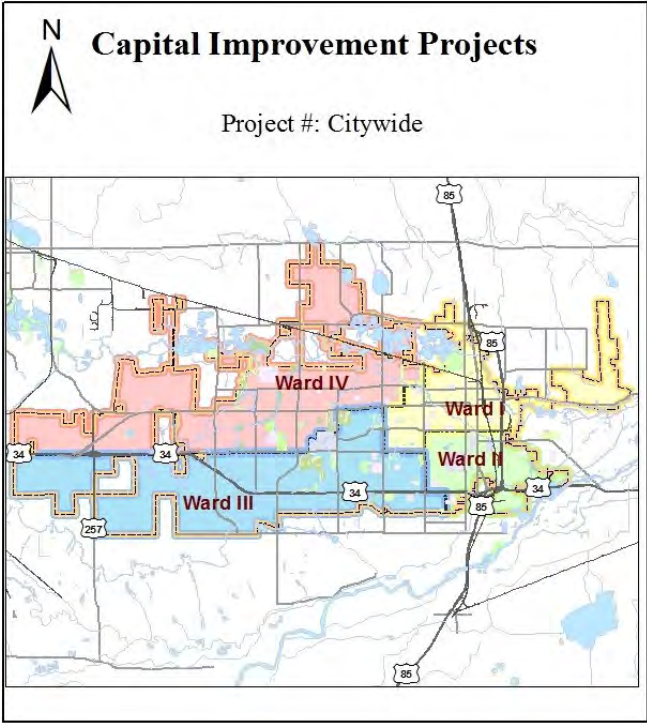
Revenue Detail:

In 2015 the citizens of Greeley passed ballot measure 2A – Street Improvement 0.65% sales tax. This new tax is projected to generate \$9.4 million annually and will be supplemented with additional food tax funding in order to attain a national standard of “good” on 90% of our streets. The tax will have a seven year life, after which it will have to be re-authorized by voters or it will “sunset.”

Impact on Operating Budget:

None

GL Account	Description	Previous 3		2017 Revised	2018	2019	2020	2021	2022	Grand Total
		Years	2016 Actual	Budget						
Revenue										
	Fund Balance	-	8,020	6,759	-	-	-	-	-	14,779
6106	Operating Transfer From Sales And Use Tax	-	-	1,000,000	1,000,000	1,000,000	1,000,000	1,000,000	1,000,000	6,000,000
6304	Operating Transfer From Food Tax Fund	-	900,000	-	-	-	-	-	-	900,000
Total Revenue		-	\$908,020	\$1,006,759	\$1,000,000	\$1,000,000	\$1,000,000	\$1,000,000	\$1,000,000	\$6,914,779
Expense										
7121	Overtime-Regular	-	-	2,000	2,000	2,000	2,000	2,000	2,000	12,000
8202	Construction	-	825,456	918,759	903,900	903,900	903,900	903,900	903,900	6,263,715
8214	Legal Publications	-	92	100	100	100	100	100	100	692
8216	Miscellaneous	-	495	500	500	500	500	500	500	3,495
8228	Printing, Copying	-	-	1,000	1,000	1,000	1,000	1,000	1,000	6,000
8229	Professional Services	-	110	-	-	-	-	-	-	110
8232	Project Management	-	80,432	81,900	88,000	88,000	88,000	88,000	88,000	602,332
8234	Repair/Maintenance Supplies	-	900	500	500	500	500	500	500	3,900
8240	Testing And Inspection	-	535	2,000	4,000	4,000	4,000	4,000	4,000	22,535
Total Expense		-	\$908,020	\$1,006,759	\$1,000,000	\$1,000,000	\$1,000,000	\$1,000,000	\$1,000,000	\$6,914,779
Net Total		-	-	-	-	-	-	-	-	-





Overlay & Striping

Project Number:	321.4	Budget Year:	2018
Division:	Street Maintenance	Council Priority:	Safety- Traffic Safety
Project Type:	Street Maintenance	Regions:	0 - Multiple Wards
Fund:	Keep Greeley Moving	Location:	Various Locations
Project Manager:	Pat Hill	Budget Unit #:	3210006006190923
Project Status:	Funded		

Description:

The pavement overlay program provides a new pavement surface on existing streets that have deteriorated to a condition that chip sealing is not an acceptable treatment. The overlay process involves many activities including patching ahead of overlay, utility manhole adjustments, traffic signal actuators, and mandated American Disability Act (ADA) access ramp improvements. Most overlay projects include milling off a portion of the existing pavement surface, placement of a paving fabric, and the application of a new asphalt pavement surface. This new asphalt surface is normally two to four inches thick. Collector and arterial streets require new striping with this kind of maintenance treatment.

Discussion of Progress:

Streets to be overlaid in 2017.

2017 OVERLAY LOCATIONS

LOCATION

1) 16TH ST. -- 35TH AVE. TO 47TH AVE.

2) 6TH AVE. -- 18TH ST. TO 22ND ST.

3) 23RD AVE. -- 27TH ST. TO 34 BYPASS BRIDGE

4) 12TH AVE. -- 5TH ST. TO 7TH ST.

DOWNTOWN

5) 4TH ST. -- 11TH AVE. TO 8TH AVE.

6) 7TH ST. -- 10TH AVE. TO 8TH AVE.

7) 6TH ST. -- 11TH AVE. TO 8TH AVE.

8) 9TH AVE. -- 5TH ST. TO 7TH ST.

9) 10TH AVE. -- 6TH ST. THRU 7TH ST.

CASCADE PARK

10) 28TH AVE. CT. -- 22ND ST. TO 28TH AVE.

11) 22ND ST. RD. & 29TH AVE. & 25TH ST. RD. -- 28TH AVE. TO 28TH AVE.

12) 25TH ST. -- 28TH AVE. TO 29TH AVE.

13) 22ND ST. LN. -- 28TH AVE. TO 27TH AVE. CT.

14) 22ND ST. RD. -- 28TH AVE. TO 27TH AVE. CT.

15) 23RD ST. -- 28TH AVE. TO 27TH AVE. CT.

16) BUENA VISTA DR. -- 22ND ST. TO CDS SW

17) 23RD ST. -- 27TH AVE. CT. TO PANORAMA DR.

18) 27TH AVE. -- 23RD ST. TO 22ND ST.

19) 27TH AVE. CT. -- 28TH AVE. TO CDS (SE)

20) 28TH AVE. -- 28TH AVE. TO CDS (SE)

21) 20TH ST. RD. -- 20TH ST. TO 20TH ST.

22) 22ND ST. -- RESERVOIR RD. TO 35TH AVE.

23) 24TH ST. -- 28TH AVE. TO 27TH AVE. CT.

24) 27TH AVE. CT. -- RESERVOIR RD. TO CDS (N)

25) Intersection of "O" Street and 17th AVE

Justification:

The City's goal is to have 90% of all streets with a Pavement Quality Index (PQI) of, at least, 65. The PQI is a nationally recognized standard that identifies the condition of the city's street system of 370.34 miles.

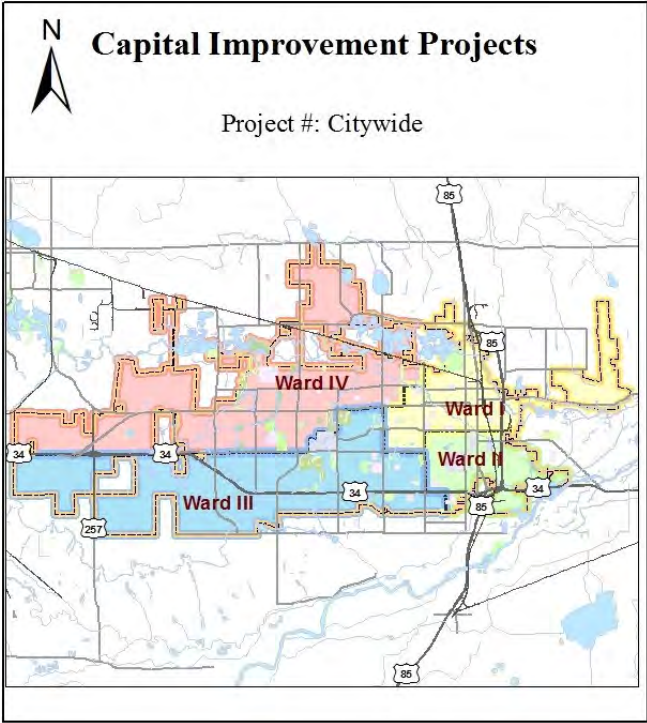
Revenue Detail:

In 2015 the citizens of Greeley passed ballot measure 2A – Street Improvement 0.65% sales tax. This new tax is projected to generate \$9.4 million annually and will be supplemented with additional food tax funding in order to attain a national standard of "good" on 90% of our streets. The tax will have a seven year life, after which it will have to be re-authorized by voters or it will "sunset."

Impact on Operating Budget:

None

GL Account	Description	Previous 3 Years	2016 Actual	2017 Revised Budget	2018	2019	2020	2021	2022	Grand Total
Revenue										
	Fund Balance	-	3,670,129	90,583	-	-	-	-	-	3,760,712
6106	Operating Transfer From Sales And Use Tax	-	-	2,980,917	1,954,640	1,954,640	1,954,640	1,954,640	1,954,640	12,754,117
6304	Operating Transfer From Food Tax Fund	-	864,288	1,475,000	2,500,000	2,500,000	2,500,000	2,500,000	2,500,000	14,839,288
Total Revenue		-	\$4,534,417	\$4,546,500	\$4,454,640	\$4,454,640	\$4,454,640	\$4,454,640	\$4,454,640	\$31,354,117
Expense										
7121	Overtime-Regular	-	-	6,500	6,500	6,500	6,500	6,500	6,500	39,000
8202	Construction	-	4,331,966	4,329,700	4,128,840	4,128,840	4,128,840	4,128,840	4,128,840	29,305,866
8208	Furniture, Fixtures & Equipment	-	-	200	200	200	200	200	200	1,200
8214	Legal Publications	-	-	100	100	100	100	100	100	600
8216	Miscellaneous	-	700	5,000	10,000	10,000	10,000	10,000	10,000	55,700
8224	Operating Supplies	-	-	1,000	1,000	1,000	1,000	1,000	1,000	6,000
8228	Printing, Copying	-	-	500	500	500	500	500	500	3,000
8229	Professional Services	-	5,830	-	-	-	-	-	-	5,830
8232	Project Management	-	190,327	193,500	293,500	293,500	293,500	293,500	293,500	1,851,327
8234	Repair/Maintenance Supplies	-	2,900	5,000	10,000	10,000	10,000	10,000	10,000	57,900
8238	Surveying	-	-	1,000	1,000	1,000	1,000	1,000	1,000	6,000
8240	Testing And Inspection	-	2,695	4,000	3,000	3,000	3,000	3,000	3,000	21,695
Total Expense		-	\$4,534,417	\$4,546,500	\$4,454,640	\$4,454,640	\$4,454,640	\$4,454,640	\$4,454,640	\$31,354,117
Net Total		-	-	-	-	-	-	-	-	-



Patching

Project Number:	321.5	Budget Year:	2018
Division:	Street Maintenance	Council Priority:	Safety- Traffic Safety
Project Type:	Street Maintenance	Regions:	0 - Multiple Wards
Fund:	Keep Greeley Moving	Location:	Various Locations
Project Manager:	Pat Hill	Budget Unit #:	3210006006190903
Project Status:	Funded		

Description:

The patching program replaces distressed areas such as, potholes, alligator areas, settlements, utility trenches, and repair areas from other construction work that has compromised the road. This process requires traffic control, removal, and pavement replacement. The patching program is performed by a private contractor with locations city-wide.

Discussion of Progress:

Locations for 2017 include: In Design but most likely these areas are in front of the seal coat and overlay programs.

Locations for 2017 continue to be determined.

2016 program is carried over into the spring of 2017.

In 2016 Budget for patching was \$1,414,485.00 amount spent on the Patching Program was identified based on the severity of the winter and our general pavement condition. Square yards completed was 36,561 or about 14% of the over all maintenance program. In 2015, the \$1,136,119 amount spent on the Patching Program was identified based on the severity of the winter and our general pavement condition. \$1,136,119 represents 15% of our overall Street Maintenance Program expenditures. The Patching Program provided 21,894 square yards of patching, representing approximately 0.2% of the asphalt street pavement area of our streets (the entire city road system is approximately 9 million square yards).

Justification:

The City's goal is to have 90% of all streets with a Pavement Quality Index (PQI) of, at least, 65. The PQI is a nationally recognized standard that identifies the condition of the city's street system of 370.34 miles.

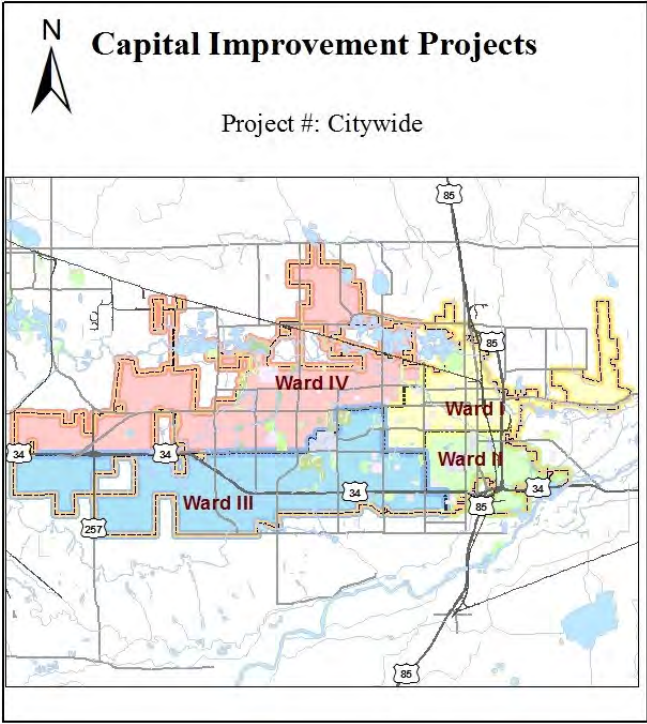

Revenue Detail:

Funding come from the Keep Greeley Moving Tax and other divisions funding based on needs to complete work.

Impact on Operating Budget:

None

GL Account	Description	Previous 3 Years	2016 Actual	2017 Revised Budget	2018	2019	2020	2021	2022	Grand Total
Revenue										
	Fund Balance	-	127,042	72,958	-	-	-	-	-	200,000
6106	Operating Transfer From Sales And Use Tax	-	-	1,000,000	1,000,000	1,000,000	1,000,000	1,000,000	1,000,000	6,000,000
6304	Operating Transfer From Food Tax Fund	-	900,000	-	-	-	-	-	-	900,000
Total Revenue		-	\$1,027,042	\$1,072,958	\$1,000,000	\$1,000,000	\$1,000,000	\$1,000,000	\$1,000,000	\$7,100,000
Expense										
7121	Overtime-Regular	-	-	3,500	3,500	3,500	3,500	3,500	3,500	21,000
8202	Construction	-	915,391	907,658	844,700	844,700	844,700	844,700	844,700	6,046,549
8214	Legal Publications	-	49	100	100	100	100	100	100	649
8216	Miscellaneous	-	-	500	500	500	500	500	500	3,000
8228	Printing, Copying	-	-	200	200	200	200	200	200	1,200
8232	Project Management	-	111,141	156,500	146,500	146,500	146,500	146,500	146,500	1,000,141
8234	Repair/Maintenance Supplies	-	460	500	500	500	500	500	500	3,460
8240	Testing And Inspection	-	-	4,000	4,000	4,000	4,000	4,000	4,000	24,000
Total Expense		-	\$1,027,042	\$1,072,958	\$1,000,000	\$1,000,000	\$1,000,000	\$1,000,000	\$1,000,000	\$7,100,000
Net Total		-	-	-	-	-	-	-	-	-





Crack Seal

Project Number:	321.6	Budget Year:	2018
Division:	Street Maintenance	Council Priority:	Safety- Traffic Safety
Project Type:	Street Maintenance	Regions:	0 - Multiple Wards
Fund:	Keep Greeley Moving	Location:	Various Locations
Project Manager:	Pat Hill	Budget Unit #:	3210006006190901
Project Status:	Funded		

Description:

Our crack seal program fills cracks with flexible asphalt material keeping moisture from getting under the pavement causing damage. This process is being performed by our Street division crews at a competitive price and quality compared to crack fill contractors. Project runs from February to June and September to November.

Discussion of Progress:

in 2016 we installed 19.5 miles of crack fill and we are estimating roughly 30 miles of streets crack filled in 2017.

Justification:

Crack sealing is the first line of defense against water intrusion into the sub-surfaces that lie below the asphalt pavement. Cracks typically appear within five years of new pavement construction. Our Colorado climate creates more cracks in asphalt pavements than many other areas of the country, based on our extreme pavement temperature fluctuations. Crack seal is an important step in maintaining our road's integrity and is used in conjunction with chip seal or slurry seal for an improved overall end result.

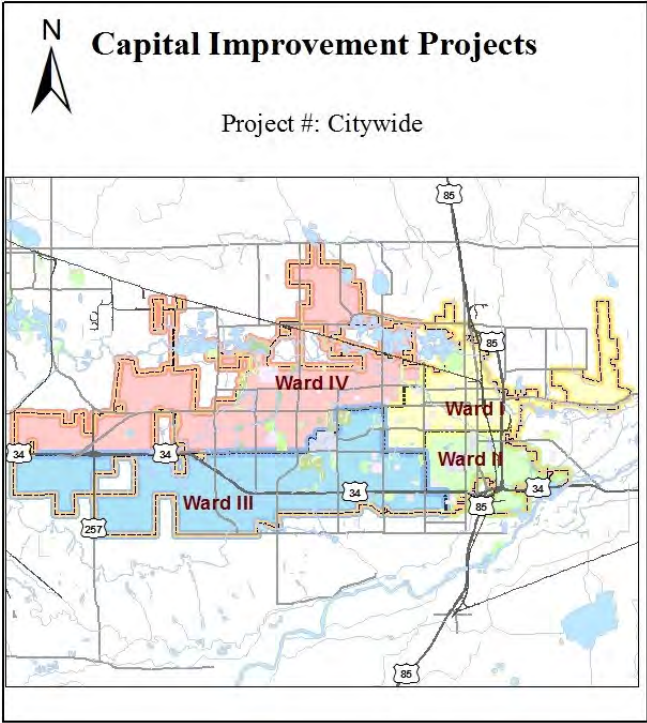
Revenue Detail:

In 2015 the citizens of Greeley passed ballot measure 2A – Street Improvement 0.65% sales tax. This new tax is projected to generate \$9.4 million annually and will be supplemented with additional food tax funding in order to attain a national standard of “good” on 90% of our streets. The tax will have a seven year life, after which it will have to be re-authorized by voters or it will “sunset.”

Impact on Operating Budget:

None

GL Account	Description	Previous 3		2017 Revised	2018	2019	2020	2021	2022	Grand Total
		Years	2016 Actual	Budget						
Revenue										
6106	Operating Transfer From Sales And Use Tax	-	-	500,000	500,000	500,000	500,000	500,000	500,000	3,000,000
6304	Operating Transfer From Food Tax Fund	-	600,000	-	-	-	-	-	-	600,000
Total Revenue		-	\$600,000	\$500,000	\$500,000	\$500,000	\$500,000	\$500,000	\$500,000	\$3,600,000
Expense										
7121	Overtime-Regular	-	-	5,000	5,000	5,000	5,000	5,000	5,000	30,000
8203	Construction - City Depts	-	-	200,000	150,000	150,000	150,000	150,000	150,000	950,000
8216	Miscellaneous	-	300	1,000	1,000	1,000	1,000	1,000	1,000	6,300
8224	Operating Supplies	-	8,010	8,000	8,000	8,000	8,000	8,000	8,000	56,010
8228	Printing, Copying	-	-	400	400	400	400	400	400	2,400
8232	Project Management	-	189,050	50,000	50,000	50,000	50,000	50,000	50,000	489,050
8234	Repair/Maintenance Supplies	-	247,081	194,600	284,600	284,600	284,600	284,600	284,600	1,864,681
8240	Testing And Inspection	-	-	1,000	1,000	1,000	1,000	1,000	1,000	6,000
Total Expense		-	\$444,440	\$460,000	\$500,000	\$500,000	\$500,000	\$500,000	\$500,000	\$3,404,440
Net Total		-	\$155,560	\$40,000	-	-	-	-	-	\$195,560





Concrete Repair & Cross Pan Replacement Program

Project Number:	321.7	Budget Year:	2018
Division:	Street Maintenance	Council Priority:	Safety- Traffic Safety
Project Type:	Street Maintenance	Regions:	0 - Multiple Wards
Fund:	Keep Greeley Moving	Location:	Various Locations
Project Manager:	Rick Dorsey	Budget Unit #:	3210006006190900
Project Status:	Funded		

Description:

The concrete repair program is for the replacement of deteriorated sidewalks, curbs and gutters, alley entrances, cross pans at intersections, etc. throughout the city. A priority is for areas planned for future overlay/reconstruction street projects and at areas that pose health and safety problems. Curb & gutter that hold water are given special consideration to remove the threat of damage to sub-base materials that can cause deterioration to street pavement sections due to loss of adequate structural support.

Discussion of Progress:

No additional information

Justification:

Much of the concrete infrastructure throughout the City is deteriorated and a higher funding level is needed to begin to remedy the problem. For the past several years, this program has been able to address only the worst problems. With the passage of the 0.65% road tax in 2015, curb and gutter maintenance are now the responsibility of the City of Greeley. Curb and gutter that is a rough ride or allows water to seep into the roadway causing pavement structure failure is a priority for replacement.

There are over 1,500 drainage cross pans in Greeley streets. Currently 25% are in need of replacement. The cost of replacing a cross pan is roughly \$1,000 each. Any cross pan that holds water will damage the subgrade and cause failure of the pavement section. The cross pans that are replaced each year are identified based on potential damage to street pavement sections and overlay schedule.

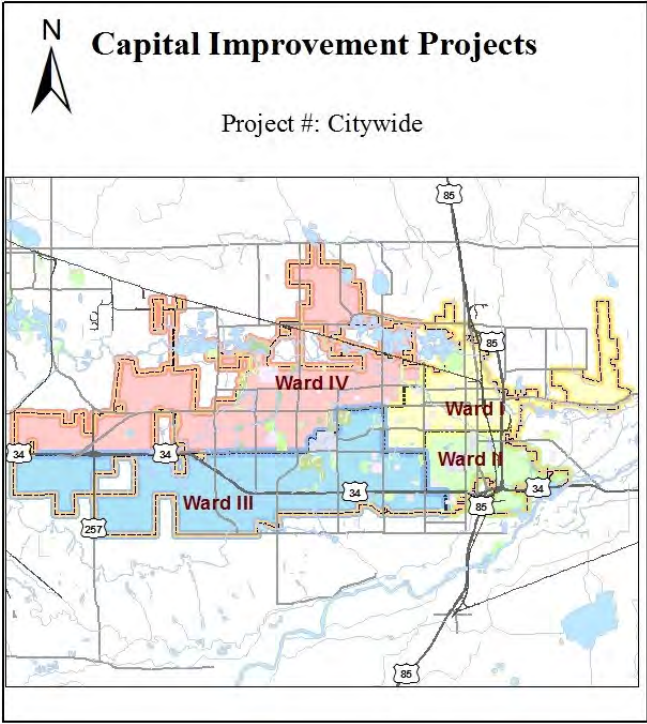
Revenue Detail:

In 2015 the citizens of Greeley passed ballot measure 2A – Street Improvement 0.65% sales tax. This new tax is projected to generate \$9.4 million annually and will be supplemented with additional food tax funding in order to attain a national standard of “good” on 90% of our streets. The tax will have a seven year life, after which it will have to be re-authorized by voters or it will “sunset.” The length of this tax is January 1, 2016 to December 31, 2022 (ordinance 17, 2015).

Impact on Operating Budget:

Budget unit numbers used for this project are:
3210006008410000 Neighborhood Concrete Repair
3210006006190900 Concrete Repair / Cross Pan Replacement
3210006006210913 ADA Ramps/Sidewalks

GL Account	Description	Previous 3 Years	2016 Actual	2017 Revised Budget	2018	2019	2020	2021	2022	Grand Total
Revenue										
	Fund Balance	-	10,068	-	-	-	-	-	-	10,068
6106	Operating Transfer From Sales And Use Tax	-	-	266,269	991,629	991,629	991,629	991,629	991,629	5,224,414
6304	Operating Transfer From Food Tax Fund	-	1,000,000	-	100,000	-	-	-	-	1,100,000
Total Revenue		-	\$1,010,068	\$266,269	\$1,091,629	\$991,629	\$991,629	\$991,629	\$991,629	\$6,334,482
Expense										
7121	Overtime-Regular	-	-	5,000	3,000	3,000	3,000	3,000	3,000	20,000
8202	Construction	-	783,464	201,019	910,129	810,129	810,129	810,129	810,129	5,135,128
8203	Construction - City Depts	-	-	-	20,000	20,000	20,000	20,000	20,000	100,000
8206	Design Fees	-	-	-	6,000	6,000	6,000	6,000	6,000	30,000
8208	Furniture, Fixtures & Equipment	-	468	-	-	-	-	-	-	468
8214	Legal Publications	-	141	250	500	500	500	500	500	2,891
8216	Miscellaneous	-	355	-	-	-	-	-	-	355
8224	Operating Supplies	-	764	-	-	-	-	-	-	764
8226	Permits, Fees, Etc	-	1,515	-	-	-	-	-	-	1,515
8228	Printing, Copying	-	123	-	-	-	-	-	-	123
8229	Professional Services	-	55	-	-	-	-	-	-	55
8232	Project Management	-	220,002	60,000	130,000	130,000	130,000	130,000	130,000	930,002
8234	Repair/Maintenance Supplies	-	2,202	-	-	-	-	-	-	2,202
8238	Surveying	-	-	-	2,000	2,000	2,000	2,000	2,000	10,000
8240	Testing And Inspection	-	980	-	20,000	20,000	20,000	20,000	20,000	100,980
Total Expense		-	\$1,010,068	\$266,269	\$1,091,629	\$991,629	\$991,629	\$991,629	\$991,629	\$6,334,482
Net Total		-	-	-	-	-	-	-	-	-





ADA - Access Ramps/Sidewalks

Project Number:	321.8	Budget Year:	2018
Division:	Street Maintenance	Council Priority:	Safety- Traffic Safety
Project Type:	Street Maintenance	Regions:	0 - Multiple Wards
Fund:	Keep Greeley Moving	Location:	Various Locations
Project Manager:	Rick Dorsey	Budget Unit #:	3210006006210913
Project Status:	Funded		

Description:

This project constructs handicap access ramps and adjoining sidewalks at various locations. High priority areas include older areas east of 23rd Avenue, while the rest is to accommodate additional locations as citizens make requests.

Discussion of Progress:

No additional information

Justification:

Many areas in the City have limited mobility opportunities for pedestrians in wheel chairs. Without ramps in existing curbs, persons have to travel within the roadway. Improvements are required by the Federal Americans Disabilities Act legislation. The Federal Justice Department has mandated that cities maintain a pro-active program of improving ADA accessibility along street right of ways. Yearly improvements are based on corridor analysis, requests from the disabled community, and locations related to other projects.

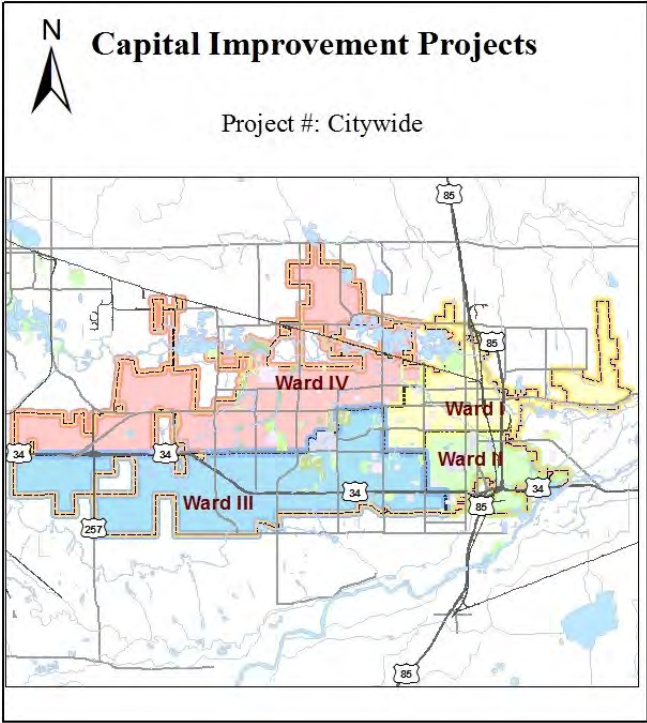
Revenue Detail:

No additional information

Impact on Operating Budget:

None

GL Account	Description	Previous 3 Years	2016 Actual	2017 Revised Budget	2018	2019	2020	2021	2022	Grand Total
Revenue										
	Fund Balance	-	128,653	18,701	-	-	-	-	-	147,354
6304	Operating Transfer From Food Tax Fund	-	-	200,000	200,000	200,000	200,000	200,000	200,000	1,200,000
Total Revenue		-	\$128,653	\$218,701	\$200,000	\$200,000	\$200,000	\$200,000	\$200,000	\$1,347,354
Expense										
8202	Construction	-	128,653	218,701	200,000	200,000	200,000	200,000	200,000	1,347,354
Total Expense		-	\$128,653	\$218,701	\$200,000	\$200,000	\$200,000	\$200,000	\$200,000	\$1,347,354
Net Total		-	-	-	-	-	-	-	-	-



Neighborhood Concrete Program

Project Number:	321.12	Budget Year:	2018
Division:	Capital Improvements	Council Priority:	Safety- Traffic Safety
Project Type:	Street Maintenance	Regions:	0 - Multiple Wards
Fund:	Keep Greeley Moving	Location:	Various Locations
Project Manager:	Rick Dorsey	Budget Unit #:	3210006008410000
Project Status:	Funded		

Description:

With the passing of the 0.65% sales tax increase, the beginning of 2016 was used to address citizens requests to repair deteriorated sidewalks throughout the city.

Discussion of Progress:

No additional information

Justification:

Much of the concrete infrastructure throughout the City is deteriorated and a higher funding level is needed to begin to remedy the problem. For the past several years, this program has been able to address only the worst problems. With the passage of the 0.65% road tax in 2015, curb and gutter maintenance are now the responsibility of the City of Greeley. Curb and gutter that is a rough ride or allows water to seep into the roadway causing pavement structure failure is a priority for replacement.

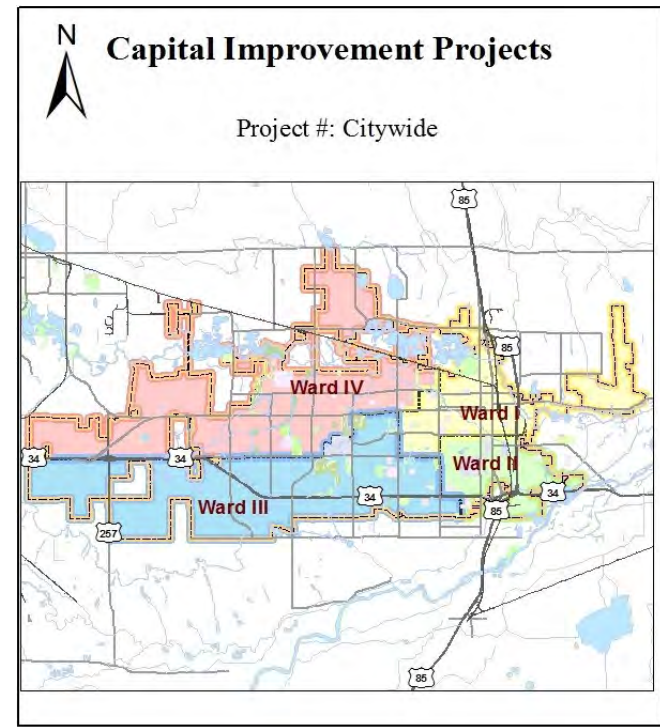
Revenue Detail:

In 2015 the citizens of Greeley passed ballot measure 2A – Street Improvement 0.65% sales tax. This new tax is projected to generate \$9.4 million annually and will be supplemented with additional food tax funding in order to improve neighborhood sidewalks. The tax will have a seven year life, after which it will have to be re-authorized by voters or it will “sunset.”

Impact on Operating Budget:

None

GL Account	Description	Previous 3 Years	2016 Actual	2017 Revised Budget	2018	2019	2020	2021	2022	Grand Total
Revenue										
	Fund Balance	-	-	200,000	-	-	-	-	-	-
6106	Operating Transfer From Sales And Use Tax	-	-	-	300,000	300,000	300,000	300,000	300,000	1,500,000
6304	Operating Transfer From Food Tax Fund	-	500,000	325,000	-	-	-	-	-	825,000
Total Revenue		-	\$500,000	\$525,000	\$300,000	\$300,000	\$300,000	\$300,000	\$300,000	\$2,325,000
Expense										
8202	Construction	-	-	415,000	300,000	300,000	300,000	300,000	300,000	1,915,000
8232	Project Management	-	-	110,000	-	-	-	-	-	110,000
Total Expense		-	-	\$525,000	\$300,000	\$300,000	\$300,000	\$300,000	\$300,000	\$2,025,000
Net Total		-	\$500,000	-	-	-	-	-	-	\$300,000







2016 City Center Fund

Fund 322



2018 - 2022 Five Year Plan

322 - 2016 City Center

	2016 Actual	2017 Original Budget	2017 Revised Budget	2018	2019	2020	2021	2022	Total 2018 - 2022
Beginning Available Cash Balance	(\$0)	\$24,618,177	\$24,618,177	\$267,661	-	-	-	-	-

Revenues

GL	Description	2016 Actual	2017 Original	2017	2018	2019	2020	2021	2022	2018-2022
4321	State Grants	-	-	2,000,000	-	-	-	-	-	-
56**	Investment Earnings	12,631	-	-	-	-	-	-	-	-
5902	Bond Proceeds	27,258,535	-	-	-	-	-	-	-	-
6001	Operating Transfer From General Fund	455,000	-	-	-	-	-	-	-	-
6301	Operating Transfer From Public Improvement Fund	1,297,914	-	-	-	-	-	-	-	-
Total Revenue		\$29,024,080	-	\$2,000,000	-	-	-	-	-	-

Expenditures

Page	Project	Title	2016 Actual	2017 Original	2017	2018	2019	2020	2021	2022	2018 - 2022
	322.5	11th Avenue & 11th Street Campus	924,733	-	-	-	-	-	-	-	-
	322.6	11th Avenue & 11th Street Campus - Construction of City Hall Phase I	1,182,615	-	19,996,720	-	-	-	-	-	-
	322.7	2016 COP'S	247,351	-	-	-	-	-	-	-	-
	322.4	Fire Station Admin - New Fire Station Construction	1,484,409	-	6,237,991	-	-	-	-	-	-
	322.2	New Fire Station at 11th Avenue - Architect & Design	566,795	-	115,805	-	-	-	-	-	-
	322.11	Operating Transfer to General Fund	-	-	-	267,661	-	-	-	-	267,661
Total Expenditures			\$4,405,903	-	\$26,350,516	\$267,661	-	-	-	-	\$267,661

Ending Available Cash Balance	\$24,618,177	\$24,618,177	\$267,661	-	-	-	-	-	-
-------------------------------	--------------	--------------	-----------	---	---	---	---	---	---

2018 - 2022 Five Year Plan Comparison to Previous Budget Year

	2018 Original	2018	2019 Original	2019	2020 Original	2020	2021 Original	2021	2022 Original	2022	Total 2018 - 2022 Original	2018-2022
Beginning Available Cash Balance	\$267,661	\$267,661	\$267,661	-	\$267,661	-	\$267,661	-	\$267,661	-	-	-

Revenues

GL	Description	2018 Original	2018	2019 Original	2019	2020 Original	2020	2021 Original	2021	2022 Original	2022	2018-2022 Original	2018-2022
Total Revenue													
		-	-	-	-	-	-	-	-	-	-	-	-

Expenditures

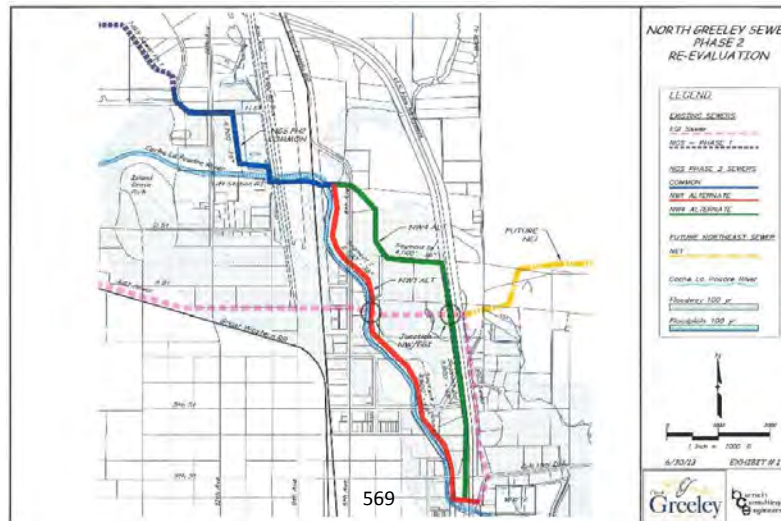
Page	Project	Title	2018 Original	2018	2019 Original	2019	2020 Original	2020	2021 Original	2021	2022 Original	2022	2018-2022 Original	2018 - 2022
	322.11	Operating Transfer to General Fund	-	267,661	-	-	-	-	-	-	-	-	-	267,661
Total Expenditures			-	\$267,661	-	-	-	-	-	-	-	-	-	\$267,661

Ending Available Cash Balance	\$267,661	-	\$267,661	-	\$267,661	-	\$267,661	-	\$267,661	-	-	-
-------------------------------	-----------	---	-----------	---	-----------	---	-----------	---	-----------	---	---	---





Sewer Construction Fund 402



2018 - 2022 Five Year Plan

402 - Sewer Construction

	2016 Actual	2017 Original Budget	2017 Revised Budget	2018	2019	2020	2021	2022	Total 2018 - 2022
Beginning Available Cash Balance	\$3,277,732	\$5,149,389	\$5,149,389	\$1,607,533	\$1,265,848	\$4,280,480	\$5,579,882	\$7,317,633	

Revenues

GL	Description	2016 Actual	2017 Original	2017	2018	2019	2020	2021	2022	2018-2022
4464	Labor & Materials	3,987	-	-	-	-	-	-	-	-
4611	Plant Investment Fees	2,246,610	3,121,885	3,121,885	3,044,609	3,181,909	4,064,493	4,212,371	4,497,751	19,001,133
56**	Investment Earnings	30,366	5,131	5,131	6,946	10,727	16,493	20,964	28,841	83,971
Total Revenue		\$2,280,963	\$3,127,016	\$3,127,016	\$3,051,555	\$3,192,636	\$4,080,986	\$4,233,335	\$4,526,592	\$19,085,104

Expenditures

Page	Project	Title	2016 Actual	2017 Original	2017	2018	2019	2020	2021	2022	2018 - 2022
Investments / Rebates / Transfers / Other											
	336	Capital Improvements	250	-	-	-	-	-	-	-	-
	353	Investment Charges	3,576	718	718	732	1,130	1,739	2,210	3,040	8,851
	424	Operating Transfers to General Fund	82,043	98,475	98,475	104,508	113,874	121,845	130,374	139,500	610,101
Sewer Construction Collection											
	179	Lift Station Upgrades and Expansion	-12,440	-	-	-	-	-	-	-	-
572	348	North Greeley Sewer Phase 2A	76,045	-	2,767,581	-	-	-	-	45,000	45,000
	402.20	Lincoln Park Annex Parking Lot Sewer Line	227,834	-	22,166	-	-	-	-	-	-
	402.40	Ashcroft Draw Sewer Phase I	40,969	-	2,959,030	-	-	-	-	-	-
576	184	Additional Sanitary Sewer Manholes	1,886	43,000	43,000	43,000	53,000	53,000	63,000	63,000	275,000
578	234	Sewer Taps	2,431	10,000	10,000	10,000	10,000	10,000	10,000	10,000	50,000
580	544	Poudre Trunk Phase 2	-	420,000	420,000	-	-	2,020,000	-	-	2,020,000
584	1038	83rd Ave Sewer Project	-	205,000	205,000	330,000	-	-	-	-	330,000
586	402.42	Ashcroft Draw Sewer Phase 2	-	-	-	2,400,000	-	-	-	-	2,400,000
588	402.43	North Greeley Sewer Phase 2B	-	-	-	505,000	-	-	-	-	505,000
590	402.41	Ashcroft Draw Basin Lift Station	-	-	-	-	-	575,000	2,290,000	-	2,865,000
Sewer Construction Treatment											
	370	Nitrification Project Phase 1	-58,636	-	59,112	-	-	-	-	-	-
	2009	Water Pollution Control Facility Solids Master Plan Construction Projects	45,348	-	83,790	-	-	-	-	-	-
Total Expenditures			\$409,306	\$777,193	\$6,668,872	\$3,393,240	\$178,004	\$2,781,584	\$2,495,584	\$260,540	\$9,108,952

Ending Available Cash Balance	\$5,149,389	\$7,499,212	\$1,607,533	\$1,265,848	\$4,280,480	\$5,579,882	\$7,317,633	\$11,583,685
-------------------------------	-------------	-------------	-------------	-------------	-------------	-------------	-------------	--------------

2018 - 2022 Five Year Plan Comparison to Previous Budget Year

402 - Sewer Construction

	2018 Original	2018	2019 Original	2019	2020 Original	2020	2021 Original	2021	2022 Original	2022	Total 2018 - 2022 Original	2018-2022
Beginning Available Cash Balance	\$1,607,533	\$1,607,533	\$4,838,057	\$1,265,848	\$8,185,815	\$4,280,480	\$6,875,291	\$5,579,882	\$10,957,915	\$7,317,633		

Revenues

GL	Description	2018 Original	2018	2019 Original	2019	2020 Original	2020	2021 Original	2021	2022 Original	2022	2018-2022 Original	2018-2022
4611	Plant Investment Fees	3,391,955	3,044,609	3,680,563	3,181,909	4,018,599	4,064,493	4,258,570	4,212,371	-	4,497,751	15,349,687	19,001,133
56**	Investment Earnings	7,066	6,946	16,359	10,727	26,421	16,493	31,893	20,964	-	28,841	81,739	83,971
Total Revenue		\$3,399,021	\$3,051,555	\$3,696,922	\$3,192,636	\$4,045,020	\$4,080,986	\$4,233,335	\$4,233,335	-	\$4,526,592	\$15,431,426	\$19,085,104

Expenditures

Page	Project	Title	2018 Original	2018	2019 Original	2019	2020 Original	2020	2021 Original	2021	2022 Original	2022	2018-2022 Original	2018 - 2022
Investments / Rebates / Transfers / Other														
	353	Investment Charges	989	732	2,290	1,130	3,699	1,739	4,465	2,210	-	3,040	11,443	8,851
	424	Operating Transfers to General Fund	104,508	104,508	113,874	113,874	121,845	121,845	130,374	130,374	-	139,500	470,601	610,101
Sewer Construction Collection														
572	348	North Greeley Sewer Phase 2A	-	-	-	-	-	-	-	-	-	45,000	-	45,000
576	184	Additional Sanitary Sewer Manholes	53,000	43,000	53,000	53,000	63,000	53,000	63,000	63,000	-	63,000	232,000	275,000
578	234	Sewer Taps	10,000	10,000	10,000	10,000	10,000	10,000	10,000	10,000	-	10,000	40,000	50,000
580	544	Poudre Trunk Phase 2	-	-	-	-	2,030,500	2,020,000	-	-	-	-	2,030,500	2,020,000
	824	Highland Capacity Improvements Upper	-	-	170,000	-	1,892,500	-	-	-	-	-	2,062,500	-
584	1038	83rd Ave Sewer Project	-	330,000	-	-	1,234,000	-	-	-	-	-	1,234,000	330,000
586	402.42	Ashcroft Draw Sewer Phase 2	-	2,400,000	-	-	-	-	-	-	-	-	-	2,400,000
588	402.43	North Greeley Sewer Phase 2B	-	505,000	-	-	-	-	-	-	-	-	-	505,000
590	402.41	Ashcroft Draw Basin Lift Station	-	-	-	-	-	575,000	-	2,290,000	-	-	-	2,865,000
Total Expenditures			\$168,497	\$3,393,240	\$349,164	\$178,004	\$5,355,544	\$2,781,584	\$207,839	\$2,495,584	-	\$260,540	\$6,081,044	\$9,108,952

Ending Available Cash Balance	\$4,838,057	\$1,265,848	\$8,185,815	\$4,280,480	\$6,875,291	\$5,579,882	\$10,957,915	\$7,317,633	\$10,957,915	\$11,583,685		
-------------------------------	-------------	-------------	-------------	-------------	-------------	-------------	--------------	-------------	--------------	--------------	--	--

North Greeley Sewer Phase 2A

Project Number:	348	Budget Year:	2018
Division:	Sewer Capital Improvement	Council Priority:	Infrastructure & Growth- Environmental Infrastr'r
Project Type:	Sewer Construction Collection	Regions:	1- 16 St North/35 Ave East
Fund:	Sewer Construction	Location:	Hwy 85 from H Street to treatment plant
Project Manager:	Justin Scholz	Budget Unit #:	4020083083210000
Project Status:	Funded		

Description:

Construction of 7400 LF of 36" sewer main from 11th Avenue and H Street along the Poudre River to the East Greeley Interceptor. Project consists of 3 river crossings and bored crossings of 8th Avenue, Union Pacific Railroad, and 6th Avenue. Approximately 1300lf of Phase IIA will be constructing in 2017. The remainder is planned to be constructed in 2023 depending on development need. The 2022 scope includes re-permitting the project and revising the bid documents to address scope revisions.

Discussion of Progress:

Bids have been received on Project and plan to award the project this winter, with construction anticipated to start this fall.

Justification:

At the present time the existing sewer line has roughly the capacity for approximately 850 persons or 350 homes. Significant development north of O Street would signal a need for the building of the phase 2 portion of the pipeline.

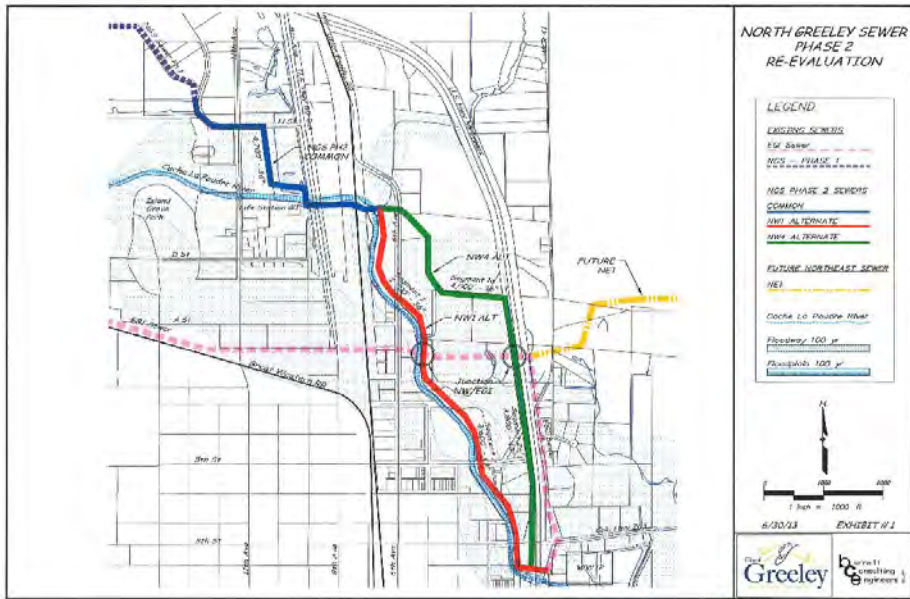
Revenue Detail:

None

Impact on Operating Budget:

None

GL Account	Description	Previous 3 Years	2016 Actual	2017 Revised Budget	2018	2019	2020	2021	2022	Grand Total
Revenue										
	Fund Balance	952,744	76,045	2,767,581	-	-	-	-	-	3,796,370
4611	Plant Investment Fees	-	-	-	-	-	-	-	45,000	45,000
Total Revenue		\$952,744	\$76,045	\$2,767,581	-	-	-	-	\$45,000	\$3,841,370
Expense										
8202	Construction	-	-	2,624,906	-	-	-	-	-	2,624,906
8206	Design Fees	434,043	14,115	74,011	-	-	-	-	30,000	552,169
8212	Land/Building Cost/Demolition	340,070	27,900	7,100	-	-	-	-	-	375,070
8214	Legal Publications	109	-	500	-	-	-	-	-	609
8216	Miscellaneous	731	-	-	-	-	-	-	-	731
8226	Permits, Fees, Etc	524	2,707	-	-	-	-	-	10,000	13,231
8229	Professional Services	35,497	3,936	61,064	-	-	-	-	-	100,497
8232	Project Management	70,610	27,387	-	-	-	-	-	5,000	102,996
9303	Public Art Fund	71,160	-	-	-	-	-	-	-	71,160
Total Expense		\$952,744	\$76,045	\$2,767,581	-	-	-	-	\$45,000	\$3,841,370
Net Total		-	-	-	-	-	-	-	-	-





Additional Sanitary Sewer Manholes

Project Number:	184	Budget Year:	2018
Division:	Sewer Capital Improvement	Council Priority:	Infrastructure & Growth- Environmental Infrast'r
Project Type:	Sewer Construction Collection	Regions:	0 - Multiple Wards
Fund:	Sewer Construction	Location:	City wide
Project Manager:	Justin Scholz	Budget Unit #:	4020083083108312
Project Status:	Funded		

Description:

This program constructs new manholes that are found to be necessary for safe and efficient access to the sanitary sewer system. As existing sewer lines are inspected, the need for new manholes is often discovered in sewer lines that have limited access, such as cul-de-sacs or line intersections without manholes. The installation of additional manholes allows staff to clean and flush sewer lines efficiently.

Discussion of Progress:

Annual program

Justification:

As existing sewer lines are inspected, the need for constructing new manholes is discovered, e.g. cul de sac with no manholes, lines intersecting with no manholes, and any other sites where access is required. Without the installation of new manholes the system cannot be properly flushed and cleaned which could lead to backups.

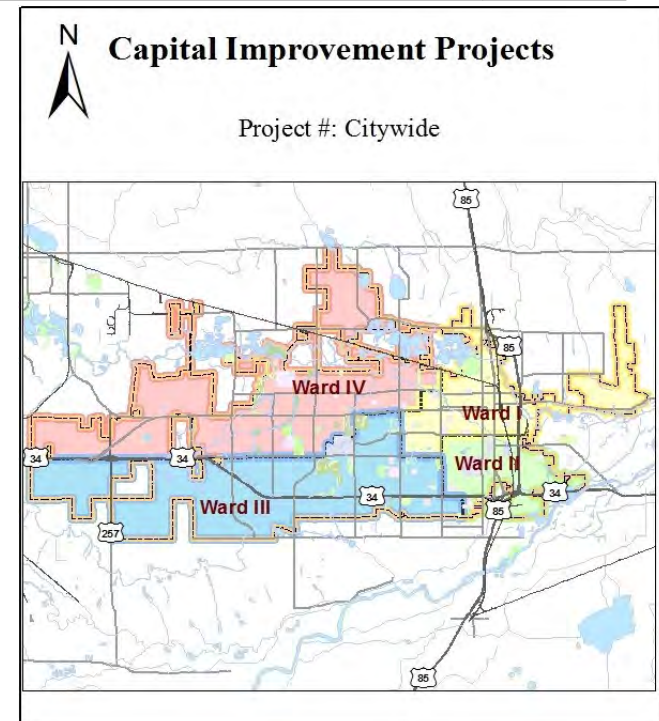
Revenue Detail:

None

Impact on Operating Budget:

None

GL Account	Description	Previous 3 Years	2016 Actual	2017 Revised Budget	2018	2019	2020	2021	2022	Grand Total
Revenue										
	Fund Balance	26,581	1,886	-	-	-	-	-	-	28,467
4611	Plant Investment Fees	-	-	43,000	43,000	53,000	53,000	63,000	63,000	318,000
Total Revenue		\$26,581	\$1,886	\$43,000	\$43,000	\$53,000	\$53,000	\$63,000	\$63,000	\$346,467
Expense										
8202	Construction	6,425	1,747	-	-	-	-	-	-	8,173
8203	Construction - City Depts	-	-	10,000	10,000	10,000	10,000	10,000	10,000	60,000
8224	Operating Supplies	-	139	-	-	-	-	-	-	139
8226	Permits, Fees, Etc	-	-	500	500	500	500	500	500	3,000
8232	Project Management	936	-	1,000	1,000	1,000	1,000	1,000	1,000	6,936
8234	Repair/Maintenance Supplies	19,220	-	30,000	30,000	40,000	40,000	50,000	50,000	259,220
8240	Testing And Inspection	-	-	1,500	1,500	1,500	1,500	1,500	1,500	9,000
Total Expense		\$26,581	\$1,886	\$43,000	\$43,000	\$53,000	\$53,000	\$63,000	\$63,000	\$346,467
Net Total		-	-	-	-	-	-	-	-	-



Sewer Taps

Project Number:	234	Budget Year:	2018
Division:	Sewer Capital Improvement	Council Priority:	Infrastructure & Growth- Environmental Infrast'r
Project Type:	Sewer Construction Collection	Regions:	0 - Multiple Wards
Fund:	Sewer Construction	Location:	City wide
Project Manager:	Paul Tucker	Budget Unit #:	4020083083108311
Project Status:	Funded		

Description:

This program installs sewer taps for new homes. City crews tap the sewer main and complete the installation of the sewer tap. Due to poor quality work by contractors, the City does not allow contractors to install sewer or water taps.

Discussion of Progress:

Annual program

Justification:

Water and Sewer specifications require city personnel to make new taps on existing sewer collection mains.

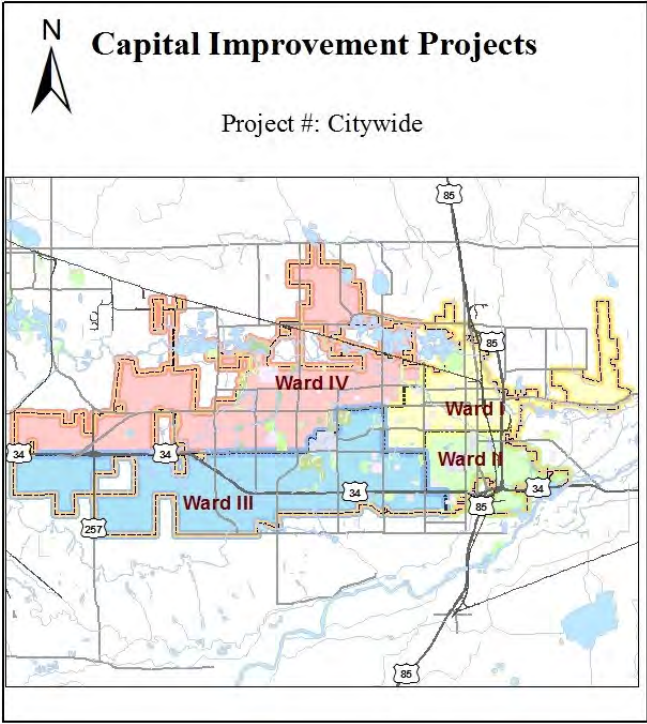
Revenue Detail:

None

Impact on Operating Budget:

None

GL Account	Description	Previous 3 Years	2016 Actual	2017 Revised Budget	2018	2019	2020	2021	2022	Grand Total
Revenue										
	Fund Balance	-	-	-	-	-	-	-	-	-
4464	Labor & Materials	6,220	3,987	-	-	-	-	-	-	10,207
4611	Plant Investment Fees	-	-	10,000	10,000	10,000	10,000	10,000	10,000	60,000
Total Revenue		\$6,220	\$3,987	\$10,000	\$10,000	\$10,000	\$10,000	\$10,000	\$10,000	\$70,207
Expense										
8202	Construction	4,797	2,431	10,000	10,000	10,000	10,000	10,000	10,000	67,227
8232	Project Management	1,319	-	-	-	-	-	-	-	1,319
Total Expense		\$6,115	\$2,431	\$10,000	\$10,000	\$10,000	\$10,000	\$10,000	\$10,000	\$68,546
Net Total		\$105	\$1,556	-	-	-	-	-	-	\$1,661



Poudre Trunk Phase 2

Project Number:	544	Budget Year:	2018
Division:	Sewer Capital Improvement	Council Priority:	Infrastructure & Growth- Environmental Infrast'r
Project Type:	Sewer Construction Collection	Regions:	4 - 10 St North/23 Ave West
Fund:	Sewer Construction	Location:	Poudre River from 83rd Avenue to 120th Avenue
Project Manager:	Justin Scholz	Budget Unit #:	4020083083250000
Project Status:	Funded		

Description:

Design and construct 6,200 feet of 27 inch sewer trunk main along the Poudre River from 83rd Avenue west to 95th Avenue and 4,300 of 18 inch sewer trunk main in 95th Avenue south to 4th Street. This trunk line would serve developments north of 10th street and west of 83rd avenue. This project scheduled for design in 2017 and construction in 2020. Includes Ditch crossing, traffic control 83rd Avenue Crossing 3 transmission lines, Ground water assumed in WCR 62. Design Planned for 2017

Discussion of Progress:

Planning

Justification:

The trunk would provide sewer service to developments north of 10th Street. No sewer service is available currently to serve this area.

Revenue Detail:

None

Impact on Operating Budget:

None

GL Account	Description	Previous 3		2017 Revised	2018	2019	2020	2021	2022	Grand Total
		Years	2016 Actual	Budget						
Revenue										
4611	Plant Investment Fees	-	-	420,000	-	-	2,020,000	-	-	2,440,000
Total Revenue		-	-	\$420,000	-	-	\$2,020,000	-	-	\$2,440,000
Expense										
8202	Construction	-	-	-	-	-	1,900,000	-	-	1,900,000
8206	Design Fees	-	-	200,000	-	-	-	-	-	200,000
8212	Land/Building Cost/Demolition	-	-	150,000	-	-	-	-	-	150,000
8214	Legal Publications	-	-	-	-	-	1,000	-	-	1,000
8216	Miscellaneous	-	-	5,000	-	-	5,000	-	-	10,000
8229	Professional Services	-	-	30,000	-	-	-	-	-	30,000
8232	Project Management	-	-	30,000	-	-	30,000	-	-	60,000
8236	Soils Investigation	-	-	-	-	-	14,000	-	-	14,000
8240	Testing And Inspection	-	-	-	-	-	50,000	-	-	50,000
9303	Public Art Fund	-	-	5,000	-	-	20,000	-	-	25,000
Total Expense		-	-	\$420,000	-	-	\$2,020,000	-	-	\$2,440,000
Net Total		-	-	-	-	-	-	-	-	-





83rd Ave Sewer Project

Project Number:	1038	Budget Year:	2018
Division:	Sewer Capital Improvement	Council Priority:	Infrastructure & Growth- Environmental Infrast'r
Project Type:	Sewer Construction Collection	Regions:	0 - Multiple Wards
Fund:	Sewer Construction	Location:	83rd Avenue/10th Street north to the Poudre trunk line
Project Manager:	Justin Scholz	Budget Unit #:	4020083083340000
Project Status:	Funded		

Description:

This project will install 5600 linear feet of 18 inch sewer pipe in 83rd avenue from Poudre River Road to a point that is approximately 1/4 mile north of 10th Street. The main will provide sewer service for future developments north of 10th Street. Presently there is no method of transporting sewer flows north to the Poudre Trunk line. A developer is looking to construct the sewer line. The funds are intended fore reimbursement to the developer for material oversizing upon completion of the project.

Discussion of Progress:

Planning

Justification:

Should new development occur north of 10th Street and east of 83rd Avenue, this line will provide sewer service to those developments.

Revenue Detail:

None

Impact on Operating Budget:

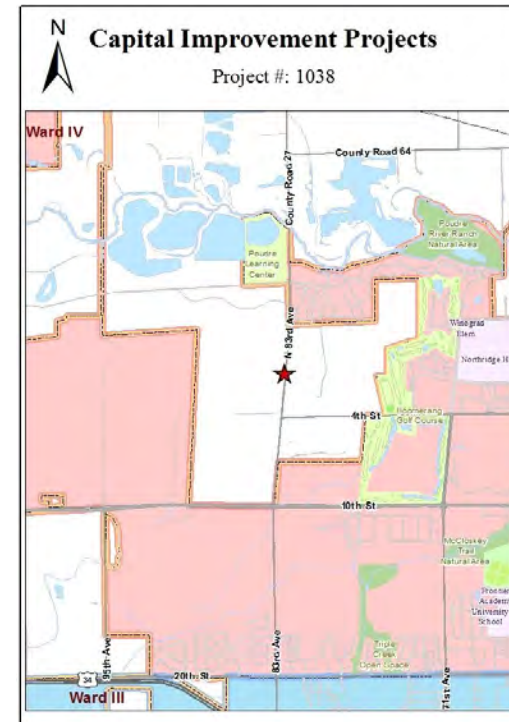
None

GL Account	Description	Previous 3		2017 Revised	2018	2019	2020	2021	2022	Grand Total
		Years	2016 Actual	Budget						
Revenue										
4611	Plant Investment Fees	-	-	205,000	330,000	-	-	-	-	535,000
Total Revenue		-	-	\$205,000	\$330,000	-	-	-	-	\$535,000
Expense										
8206	Design Fees	-	-	80,000	-	-	-	-	-	80,000
8212	Land/Building Cost/Demolition	-	-	85,000	-	-	-	-	-	85,000
8216	Miscellaneous	-	-	5,000	-	-	-	-	-	5,000
8222	Off-Site Improve/Development Fees	-	-	-	330,000	-	-	-	-	330,000
8229	Professional Services	-	-	20,000	-	-	-	-	-	20,000
8232	Project Management	-	-	15,000	-	-	-	-	-	15,000
Total Expense		-	-	\$205,000	\$330,000	-	-	-	-	\$535,000
Net Total		-	-	-	-	-	-	-	-	-



Download from
Dreamstime.com
This watermarked comp image is for previewing purposes only.

ID: 34705802
Ongpruksar | Dreamstime.com



Ashcroft Draw Sewer Phase 2

Project Number:	402.42	Budget Year:	2018
Division:	Wastewater Collection	Council Priority:	Infrastructure & Growth- Environmental Infrastr'r
Project Type:	Sewer Construction Collection	Regions:	4 - 10 St North/23 Ave West
Fund:	Sewer Construction	Location:	71st Ave/22nd St to Sheep Draw Sewer
Project Manager:	Justin Scholz	Budget Unit #:	Unassigned
Project Status:	Funded		

Description:

Construction of 18" sanitary sewer main along 71st Avenue from 22nd Street to Sheep Draw Trunk Line. This phase is an extension of Phase I which will be completed in 2017 to provide initial service for proposed development within St Michaels. Phase II is sized to convey full build out flows of the Ashcroft Draw Basin located within the City of Greeley to the Sheep Draw Trunk Line.

Discussion of Progress:

No additional information

Justification:

The project is required to insure reliable future sanitary sewer service to portions of the City of Greeley tributary to the City of Evans. Upgrades to the Evans Hill and Park Plant has significantly increased sanitary sewer rates making it more cost effective for the City to treat flows within the Basin. Phase II of the project is required to be completed prior to Public Works widening of 71st Avenue.

Revenue Detail:

No additional information

Impact on Operating Budget:

None

GL Account	Description	Previous 3 Years	2016 Actual	2017 Revised Budget	2018	2019	2020	2021	2022	Grand Total
Revenue										
4611	Plant Investment Fees	-	-	-	2,400,000	-	-	-	-	2,400,000
Total Revenue		-	-	-	\$2,400,000	-	-	-	-	\$2,400,000
Expense										
8202	Construction	-	-	-	2,300,000	-	-	-	-	2,300,000
8229	Professional Services	-	-	-	12,000	-	-	-	-	12,000
8232	Project Management	-	-	-	35,000	-	-	-	-	35,000
8240	Testing And Inspection	-	-	-	30,000	-	-	-	-	30,000
9303	Public Art Fund	-	-	-	23,000	-	-	-	-	23,000
Total Expense		-	-	-	\$2,400,000	-	-	-	-	\$2,400,000
Net Total		-	-	-	-	-	-	-	-	-



North Greeley Sewer Phase 2B

Project Number:	402.43	Budget Year:	2018
Division:	Wastewater Collection	Council Priority:	Infrastructure & Growth- Environmental Infrastr'r
Project Type:	Sewer Construction Collection	Regions:	1- 16 St North/35 Ave East
Fund:	Sewer Construction	Location:	Along the Poudre River to the WPCF
Project Manager:	Justin Scholz	Budget Unit #:	Unassigned
Project Status:	Funded		

Description:

Construction of 4600 LF of 48" Interceptor along the Poudre River from the East Greeley Interceptor to the WPCF Headworks. Project includes tunneled crossing of Highway 85 and East 8th Street which are both CDOT ROW. Acquisition of ROW in 2018.

Discussion of Progress:

No additional information

Justification:

North Greeley Sewer Phase IIB will be necessary as a reliever Interceptor to the East Greeley Interceptor (EGI), which has a total capacity of 25 MGD. The EGI will be the primary trunk line seeing an increase in flow due to growth in the, North of the River Basin, Ashcroft Draw Basin, Sheep Draw Trunk Line and Poudre Trunk line all drain to the EGI. Flow data indicates a current flow of approximately 5 MGD. Future growth in the basin is estimated to be 20 MGD. In the future with growth north of the River these flows will also be tributary to EGI, with a total estimated design flow of 29 MGD. North Greeley Sewer Phase IIB will provide the additional capacity to provide service consistent with the LREGA north and west of Greeley as it develops.

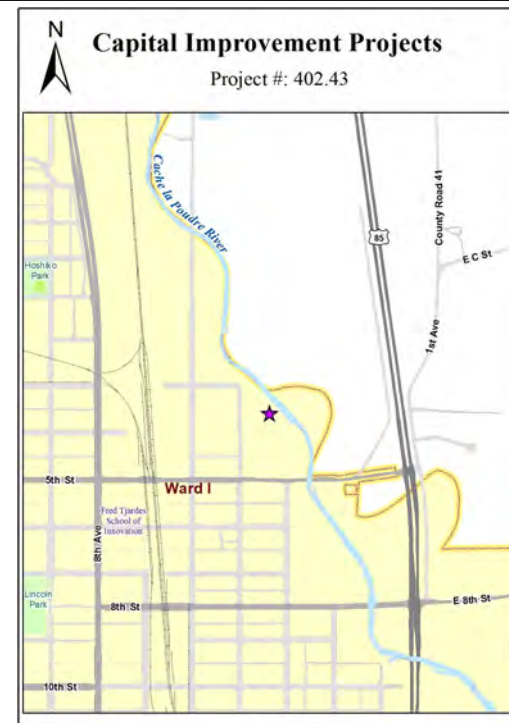
Revenue Detail:

No additional information

Impact on Operating Budget:

None

GL Account	Description	Previous 3 Years	2016 Actual	2017 Revised Budget	2018	2019	2020	2021	2022	Grand Total
Revenue										
4611	Plant Investment Fees	-	-	-	505,000	-	-	-	-	505,000
Total Revenue		-	-	-	\$505,000	-	-	-	-	\$505,000
Expense										
8212	Land/Building Cost/Demolition	-	-	-	450,000	-	-	-	-	450,000
8229	Professional Services	-	-	-	20,000	-	-	-	-	20,000
8232	Project Management	-	-	-	30,000	-	-	-	-	30,000
9303	Public Art Fund	-	-	-	5,000	-	-	-	-	5,000
Total Expense		-	-	-	\$505,000	-	-	-	-	\$505,000
Net Total		-	-	-	-	-	-	-	-	-



Ashcroft Draw Basin Lift Station

Project Number:	402.41	Budget Year:	2018
Division:	Wastewater Collection	Council Priority:	Infrastructure & Growth- Environmental Infrastr'r
Project Type:	Sewer Construction Collection	Regions:	3- 10 St South/23 Ave West
Fund:	Sewer Construction	Location:	65th Avenue & 37th Street
Project Manager:	Justin Scholz	Budget Unit #:	Unassigned
Project Status:	Funded		

Description:

Construction of a new sanitary sewer lift station to serve portions of the City of Greeley tributary to the Ashcroft Draw Basin including St Michaels.

Discussion of Progress:

Design 2016 Construction Late 2016 through 2017

Justification:

The project is required to insure reliable future sanitary sewer service to portions of the City of Greeley tributary to the City of Evans. Upgrades to the Evans Hill and Park Plant has significantly increased sanitary sewer rates making it more cost effective for the City to treat flows within the Basin.

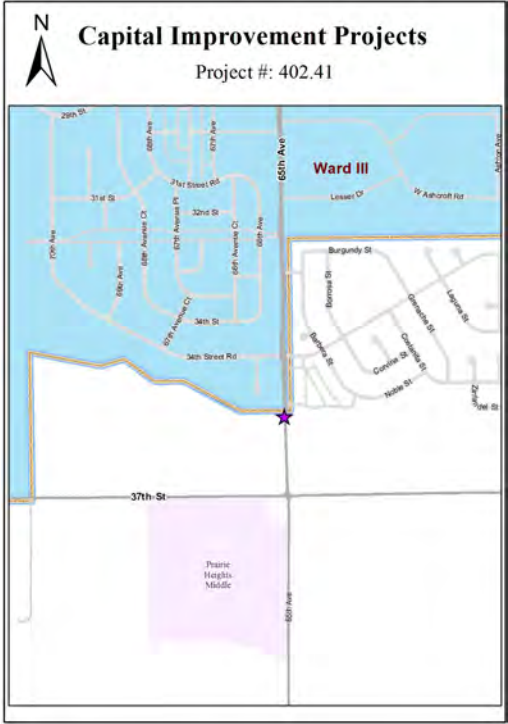
Revenue Detail:

No additional information

Impact on Operating Budget:

None

GL Account	Description	Previous 3		2017 Revised	2018	2019	2020	2021	2022	Grand Total
		Years	2016 Actual	Budget						
Revenue										
4611	Plant Investment Fees	-	-	-	-	-	575,000	2,290,000	-	2,865,000
Total Revenue		-	-	-	-	-	\$575,000	\$2,290,000	-	\$2,865,000
Expense										
8202	Construction	-	-	-	-	-	-	2,200,000	-	2,200,000
8206	Design Fees	-	-	-	-	-	200,000	-	-	200,000
8212	Land/Building Cost/Demolition	-	-	-	-	-	270,000	-	-	270,000
8226	Permits,Fees, Etc	-	-	-	-	-	10,000	-	-	10,000
8229	Professional Services	-	-	-	-	-	20,000	-	-	20,000
8232	Project Management	-	-	-	-	-	40,000	35,000	-	75,000
8236	Soils Investigation	-	-	-	-	-	15,000	-	-	15,000
8238	Surveying	-	-	-	-	-	20,000	-	-	20,000
8240	Testing And Inspection	-	-	-	-	-	-	30,000	-	30,000
9303	Public Art Fund	-	-	-	-	-	-	25,000	-	25,000
Total Expense		-	-	-	-	-	\$575,000	\$2,290,000	-	\$2,865,000
Net Total		-	-	-	-	-	-	-	-	-





Sewer Capital Replacement Fund 403



2018 - 2022 Five Year Plan

403 - Sewer Capital Replacement

	2016 Actual	2017 Original Budget	2017 Revised Budget	2018	2019	2020	2021	2022	Total 2018 - 2022
Beginning Available Cash Balance	\$7,069,500	\$7,509,007	\$7,509,007	(\$1,489,987)	\$6,886,407	\$6,624,459	\$5,348,485	(\$2,402,012)	

Revenues

GL	Description	2016 Actual	2017 Original	2017	2018	2019	2020	2021	2022	2018-2022
4322	State Pass Through	1,028	-	-	-	-	-	-	-	-
51**	Sewer Rates	3,004,667	3,016,279	3,016,279	3,048,193	3,136,246	3,256,105	3,428,912	3,514,223	16,383,679
56**	Investment Earnings	59,396	9,611	9,611	11,963	22,699	22,414	13,740	6,940	77,756
5902	Bond Proceeds	-	-	-	12,000,000	-	5,500,000	-	-	17,500,000
Total Revenue		\$3,065,090	\$3,025,890	\$3,025,890	\$15,060,156	\$3,158,945	\$8,778,519	\$3,442,652	\$3,521,163	\$33,961,435

Expenditures

Page	Project	Title	2016 Actual	2017 Original	2017	2018	2019	2020	2021	2022	2018 - 2022
Investments / Rebates / Transfers / Other											
	354	Investment Charges	6,281	1,346	1,346	1,262	2,393	2,393	1,449	732	8,229
Sewer Replacement Collection											
	821	Manhole Rehabilitation	50,461	-	-	-	-	-	-	-	-
	1042	Lift Station Rehabilitation	653,093	595,500	443,971	-	-	-	-	-	-
	2150	59th Avenue & F Street Sewer Repair	10,887	-	321,500	-	-	-	-	-	-
598	66	Sewer Collection System Rehabilitation	236,966	426,500	465,262	370,000	360,000	290,000	280,000	230,000	1,530,000
602	795	Trenchless Main and Collector Rehabilitation	575,484	575,000	929,331	520,000	520,000	450,000	450,000	450,000	2,390,000
606	1043	WWC Sewer System Rehabilitation	39,711	320,000	320,000	265,000	210,000	210,000	210,000	210,000	1,105,000
608	1048	Wastewater Flow Monitoring Program	3,363	50,000	50,000	50,000	50,000	50,000	50,000	-	200,000
Sewer Replacement Studies											
612	181	Capital Outlay Replacement	70,934	767,000	767,000	-	35,500	6,800	422,500	-	464,800
614	247	Sanitary Sewer Master Plan Update	16,312	-	-	605,000	-	-	-	-	605,000
616	1046	WPCF Master Plan Update	-	340,300	540,300	20,000	-	-	-	-	20,000
Sewer Replacement Treatment											
	2149	Water Pollution Control Facility Rotamat Septage Receiving Tank	121,855	-	-	-	-	-	-	-	-
	403.8	Sewer Security Projects	1,093	25,000	25,000	-	-	-	-	-	-
	264	Water Pollution Control Facility Electronic Operations and Maintenance System	38,962	-	91,851	-	-	-	-	-	-
	2011	Water Pollution Control Facility Solids Master Plan Replacement Projects	10,801	-	46,274	-	-	-	-	-	-

Page	Project	Title	2016 Actual	2017 Original	2017	2018	2019	2020	2021	2022	2018 - 2022
618	403.2	Water Pollution Control Facility Solids Processing Improvements	310,697	535,400	7,487,791	25,000	-	-	-	-	25,000
622	403.5	WPCF Stream Temperature Assessment	59,755	50,000	120,245	75,000	75,000	75,000	-	-	225,000
624	349	General Rehabilitation Projects	418,928	288,620	415,013	387,500	350,000	300,000	300,000	300,000	1,637,500
628	403.11	WPCF Blower Replacement Project	-	-	-	2,327,000	-	-	-	-	2,327,000
630	403.12	WPCF SCADA System Upgrade	-	-	-	133,000	1,750,000	-	-	-	1,883,000
632	781	Nitrification Project Phase 2	-	-	-	1,905,000	68,000	17,028,000	51,000	-	19,052,000
634	403.9	WPCF 900KW Generator Replacement	-	-	-	-	-	106,300	708,800	-	815,100
636	403.13	Instrumentation and Controls - Wastewater	-	-	-	-	-	50,000	50,000	50,000	150,000
638	403.4	WPCF Dewatering Centrifuge & Cake Pump Replacement	-	-	-	-	-	-	155,400	1,350,000	1,505,400
Total Expenditures			\$2,625,583	\$3,974,666	\$12,024,884	\$6,683,762	\$3,420,893	\$18,568,493	\$2,679,149	\$2,590,732	\$33,943,029

Timing of Expenditure Payments	-	-	-	-	-	(\$8,514,000)	\$8,514,000	-
--------------------------------	---	---	---	---	---	---------------	-------------	---

Ending Available Cash Balance	\$7,509,007	\$6,560,231	(\$1,489,987)	\$6,886,407	\$6,624,459	\$5,348,485	(\$2,402,012)	(\$1,471,581)
-------------------------------	-------------	-------------	---------------	-------------	-------------	-------------	---------------	---------------

2018 - 2022 Five Year Plan Comparison to Previous Budget Year

403 - Sewer Capital Replacement

	2018 Original	2018	2019 Original	2019	2020 Original	2020	2021 Original	2021	2022 Original	2022	Total 2018 - 2022 Original	2018-2022
Beginning Available Cash Balance	(\$1,489,987)	(\$1,489,987)	(\$771,600)	\$6,886,407	\$7,918,688	\$6,624,459	(\$1,565,096)	\$5,348,485	(\$2,938,834)	(\$2,402,012)		

Revenues

GL	Description	2018 Original	2018	2019 Original	2019	2020 Original	2020	2021 Original	2021	2022 Original	2022	2018-2022 Original	2018-2022
51**	Sewer Rates	3,132,411	3,048,193	3,142,360	3,136,246	3,288,852	3,256,105	3,408,773	3,428,912	-	3,514,223	12,972,396	16,383,679
56**	Investment Earnings	693	11,963	928	22,699	17,516	22,414	10,917	13,740	-	6,940	30,054	77,756
5902	Bond Proceeds	-	12,000,000	8,000,000	-	-	5,500,000	-	-	-	-	8,000,000	17,500,000
Total Revenue		\$3,133,104	\$15,060,156	\$11,143,288	\$3,158,945	\$3,306,368	\$8,778,519	\$3,442,652	\$3,442,652	-	\$3,521,163	\$21,002,450	\$33,961,435

Expenditures

Page	Project	Title	2018 Original	2018	2019 Original	2019	2020 Original	2020	2021 Original	2021	2022 Original	2022	2018-2022 Original	2018 - 2022
Investments / Rebates / Transfers / Other														
	354	Investment Charges	97	1,262	130	2,393	2,452	2,393	1,528	1,449	-	732	4,207	8,229
Sewer Replacement Collection														
	821	Manhole Rehabilitation	55,000	-	-	-	55,000	-	-	-	-	-	110,000	-
	1042	Lift Station Rehabilitation	100,000	-	100,000	-	100,000	-	100,000	-	-	-	400,000	-
598	66	Sewer Collection System Rehabilitation	422,000	370,000	339,500	360,000	317,500	290,000	282,500	280,000	-	230,000	1,361,500	1,530,000
602	795	Trenchless Main and Collector Rehabilitation	732,000	520,000	518,000	520,000	448,000	450,000	448,000	450,000	-	450,000	2,146,000	2,390,000
606	1043	WWC Sewer System Rehabilitation	155,000	265,000	115,000	210,000	115,000	210,000	115,000	210,000	-	210,000	500,000	1,105,000
608	1048	Wastewater Flow Monitoring Program	50,000	50,000	50,000	50,000	50,000	50,000	50,000	50,000	-	-	200,000	200,000
Sewer Replacement Studies														
612	181	Capital Outlay Replacement	23,000	-	-	35,500	-	6,800	400,000	422,500	-	-	423,000	464,800
614	247	Sanitary Sewer Master Plan Update	605,000	605,000	-	-	-	-	-	-	-	-	605,000	605,000
616	1046	WPCF Master Plan Update	-	20,000	-	-	-	-	-	-	-	-	-	20,000
Sewer Replacement Treatment														
	403.8	Sewer Security Projects	25,000	-	25,000	-	25,000	-	25,000	-	-	-	100,000	-
618	403.2	Water Pollution Control Facility Solids Processing Improvements	-	25,000	-	-	-	-	-	-	-	-	-	25,000
622	403.5	WPCF Stream Temperature Assessment	50,000	75,000	50,000	75,000	50,000	75,000	-	-	-	-	150,000	225,000
624	349	General Rehabilitation Projects	197,620	387,500	160,700	350,000	160,700	300,000	160,700	300,000	-	300,000	679,720	1,637,500
628	403.11	WPCF Blower Replacement Project	-	2,327,000	-	-	-	-	-	-	-	-	-	2,327,000
630	403.12	WPCF SCADA System Upgrade	-	133,000	-	1,750,000	-	-	-	-	-	-	-	1,883,000
	403.7	WPCF Secondary Clarifier Mechanisms Replacement	-	-	138,570	-	978,800	-	-	-	-	-	1,117,370	-
632	781	Nitrification Project Phase 2	-	1,905,000	956,100	68,000	10,279,600	17,028,000	-	51,000	-	-	11,235,700	19,052,000
	403.6	WPCF Dewatered Sludge Cake Pump Replacement	-	-	-	-	71,800	-	520,300	-	-	-	592,100	-
634	403.9	WPCF 900KW Generator Replacement	-	-	-	-	-	106,300	708,800	708,800	-	-	708,800	815,100
636	403.13	Instrumentation and Controls - Wastewater	-	-	-	-	-	50,000	-	50,000	-	50,000	-	150,000
	832	Replace Influent Raw Sewage Pumps (3)	-	-	-	-	-	-	1,011,600	-	-	-	1,011,600	-
638	403.4	WPCF Dewatering Centrifuge & Cake Pump Replacement	-	-	-	-	136,300	-	970,000	155,400	-	1,350,000	1,106,300	1,505,400
Total Expenditures			\$2,414,717	\$6,683,762	\$2,453,000	\$3,420,893	\$12,790,152	\$18,568,493	\$4,793,428	\$2,679,149	-	\$2,590,732	\$22,451,297	\$33,943,029
Timing of Expenditure Payments			-	-	-	-	-	(\$8,514,000)	-	\$8,514,000	-	-	-	-
Ending Available Cash Balance			(\$771,600)	\$6,886,407	\$7,918,688	\$6,624,459	(\$1,565,096)	\$5,348,485	(\$2,938,834)	(\$2,402,012)	(\$2,938,834)	(\$1,471,581)		



Sewer Collection System Rehabilitation

Project Number:	66	Budget Year:	2018
Division:	Sewer Capital Improvement	Council Priority:	Infrastructure & Growth- Environmental Infrast'r
Project Type:	Sewer Replacement Collection	Regions:	0 - Multiple Wards
Fund:	Sewer Capital Replacement	Location:	City wide
Project Manager:	Justin Scholz	Budget Unit #:	4030083083500000
Project Status:	Funded		

Description:

This is an ongoing program to physically replace undersized lines in the sewer collection system. The City typically replaces two to three blocks of line each year, focusing on the worst problem areas. The budget has been consolidated with Manhole Rehabilitation which includes rehabilitation of various manholes with severe corrosion issues using cementitious materials. The manhole rehabilitation scope has been reduced because all brick manholes to be lined have been coated. As inspections are performed and manholes requiring coating are identified they will be added to a list until there are enough manholes to justify mobilizing a contractor.

Discussion of Progress:

Annual program

Justification:

This program was identified as a high priority in the 2008 Sanitary Sewer Master Plan (SSMP). The master plan identified lines six inches or smaller that could not be properly maintained and identified compound taps for elimination. Completion of these projects will improve services to underserved customers and clarify ownership and maintenance responsibilities of customer service lines.

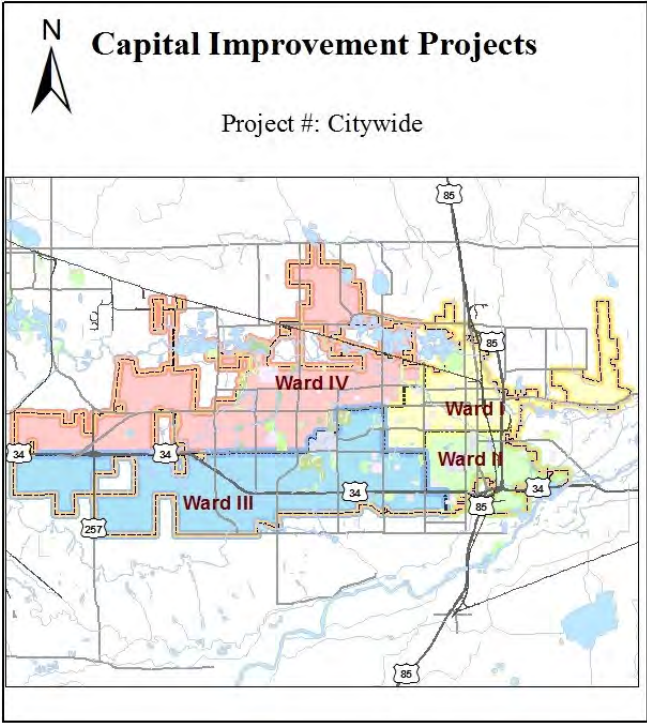
Revenue Detail:

None

Impact on Operating Budget:

None

GL Account	Description	Previous 3 Years	2016 Actual	2017 Revised Budget	2018	2019	2020	2021	2022	Grand Total
Revenue										
	Fund Balance	1,371,470	236,966	58,762	-	-	-	-	-	1,667,198
51**	Sewer Rates	-	-	406,500	370,000	360,000	290,000	280,000	230,000	1,936,500
Total Revenue		\$1,371,470	\$236,966	\$465,262	\$370,000	\$360,000	\$290,000	\$280,000	\$230,000	\$3,603,698
Expense										
8202	Construction	1,147,134	162,977	373,498	-	40,000	-	40,000	-	1,763,609
8203	Construction - City Depts	2,122	-	-	330,000	280,000	260,000	200,000	200,000	1,272,122
8206	Design Fees	120,316	44,764	40,264	15,000	11,000	12,000	13,000	12,000	268,345
8214	Legal Publications	278	-	500	-	500	-	500	-	1,778
8216	Miscellaneous	865	-	-	-	-	-	-	-	865
8224	Operating Supplies	18	-	-	-	-	-	-	-	18
8226	Permits, Fees, Etc	21,887	1,823	1,000	2,000	2,500	1,000	1,500	1,000	32,710
8228	Printing, Copying	187	-	-	-	-	-	-	-	187
8229	Professional Services	765	-	-	-	-	-	-	-	765
8232	Project Management	52,124	19,191	7,000	11,000	11,000	5,000	10,000	5,000	120,315
8234	Repair/Maintenance Supplies	1,083	7,342	10,000	-	-	-	-	-	18,425
8240	Testing And Inspection	24,692	869	8,000	2,000	5,000	2,000	5,000	2,000	49,561
8242	Utility Services	-	-	-	10,000	10,000	10,000	10,000	10,000	50,000
8244	Capital Equipment >\$5,000	-	-	25,000	-	-	-	-	-	25,000
Total Expense		\$1,371,470	\$236,966	\$465,262	\$370,000	\$360,000	\$290,000	\$280,000	\$230,000	\$3,603,698
Net Total		-	-	-	-	-	-	-	-	-





Trenchless Main and Collector Rehabilitation

Project Number:	795	Budget Year:	2018
Division:	Sewer Capital Improvement	Council Priority:	Infrastructure & Growth- Environmental Infrastr'r
Project Type:	Sewer Replacement Collection	Regions:	0 - Multiple Wards
Fund:	Sewer Capital Replacement	Location:	City wide
Project Manager:	Justin Scholz	Budget Unit #:	4030083083700000
Project Status:	Funded		

Description:

This annual program renews about 1% of the sewer system using cured-in-place pipe. The program focuses on the sewers in the worst condition as identified by the City's TV inspection and by maintenance records.

Discussion of Progress:

This is an annual program that primarily occurs over the winter months.

Justification:

Each year Sewer Collection identifies existing piping that has severe corrosion issues and rehabilitates that pipe using a cure in place process. If the pipe is not rehabilitated there is the possibility of collapse and sanitary sewer overflows on the streets. This process allows staff to rehabilitate older sewer lines without excavating the street and minimizing disruption to its customers.

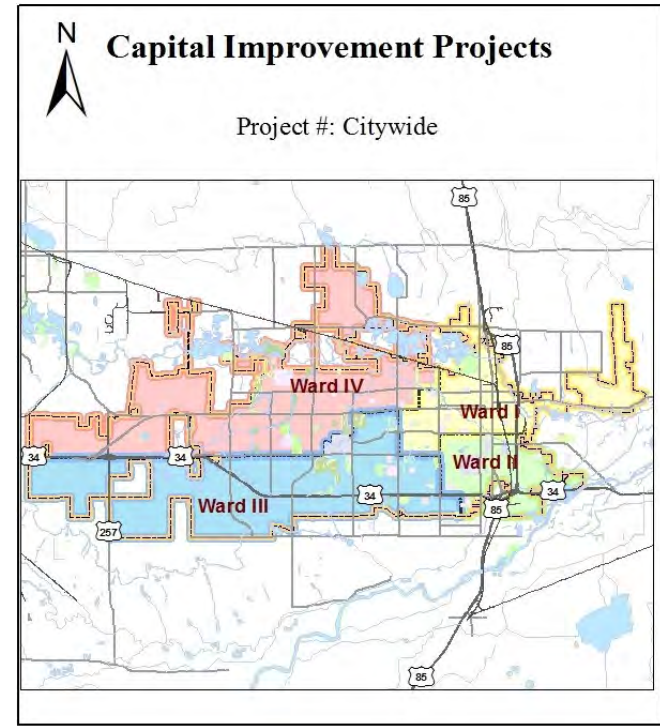
Revenue Detail:

None

Impact on Operating Budget:

Lining sewer pipe has reduced expensive emergency pipe repairs.

GL Account	Description	Previous 3 Years	2016 Actual	2017 Revised Budget	2018	2019	2020	2021	2022	Grand Total
Revenue										
	Fund Balance	2,052,850	575,484	354,331	-	-	-	-	-	2,982,665
51**	Sewer Rates	-	-	575,000	520,000	520,000	450,000	450,000	450,000	2,965,000
Total Revenue		\$2,052,850	\$575,484	\$929,331	\$520,000	\$520,000	\$450,000	\$450,000	\$450,000	\$5,947,665
Expense										
8202	Construction	2,007,490	568,057	909,331	500,000	500,000	430,000	430,000	430,000	5,774,878
8203	Construction - City Depts	6,051	-	-	-	-	-	-	-	6,051
8214	Legal Publications	22	34	-	-	-	-	-	-	55
8224	Operating Supplies	-	7	-	-	-	-	-	-	7
8226	Permits, Fees, Etc	-	65	1,000	-	-	-	-	-	1,065
8228	Printing, Copying	-	-	1,000	-	-	-	-	-	1,000
8232	Project Management	28,441	7,321	8,000	12,000	12,000	12,000	12,000	12,000	103,762
8234	Repair/Maintenance Supplies	2,010	-	-	-	-	-	-	-	2,010
8240	Testing And Inspection	8,836	-	10,000	8,000	8,000	8,000	8,000	8,000	58,836
Total Expense		\$2,052,850	\$575,484	\$929,331	\$520,000	\$520,000	\$450,000	\$450,000	\$450,000	\$5,947,665
Net Total		-	-	-	-	-	-	-	-	-





WWC Sewer System Rehabilitation

Project Number:	1043	Budget Year:	2018
Division:	Sewer Capital Improvement	Council Priority:	Infrastructure & Growth- Environmental Infrastr'r
Project Type:	Sewer Replacement Collection	Regions:	0 - Multiple Wards
Fund:	Sewer Capital Replacement	Location:	City wide
Project Manager:	Justin Scholz	Budget Unit #:	4030083083880000
Project Status:	Funded		

Description:

This program covers repairs of sanitary sewer manholes and main lines done by Wastewater Collection crews. Examples of these repairs include replacement of existing manholes, point repairs to main lines, purchase of frames and covers, miscellaneous repair parts, drop repairs and installations, channel repairs and other needed repairs to existing infrastructure. The replacement of manhole frames and covers during the City's Asphalt Overlay program are also included. This budget has been consolidated with Lift Station Rehabilitation which historically addressed upgrades to existing lift stations as identified by the lift station master plan. Needs from this study have been addressed, however there is an on going need for maintenance of these lift stations to insure they are operating efficiently.

Discussion of Progress:

Annual program

Justification:

The existing manholes covers, frames and barrels are damaged over time by traffic. Collections staff investigate existing sanitary systems prior to work being completed by the City's Asphalt Overlay program. The program provides funding for any repairs needed to the sewer collection system and existing lift stations.

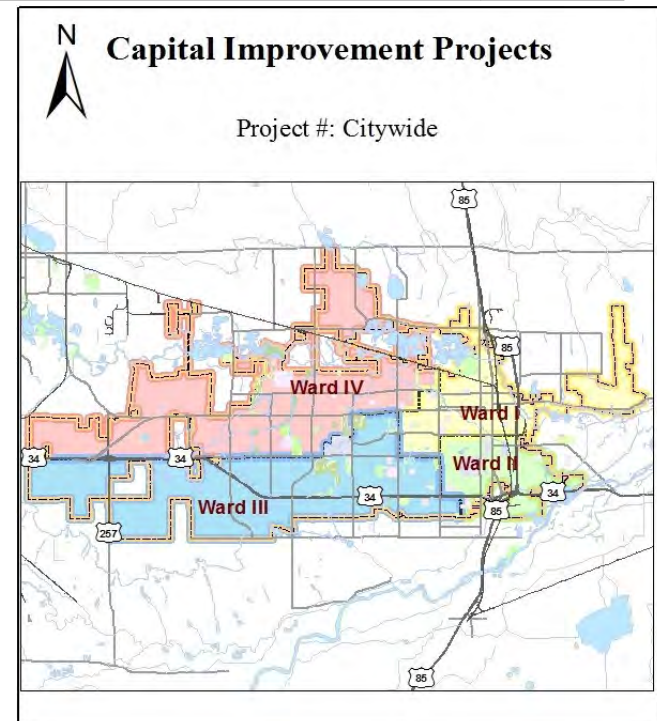
Revenue Detail:

None

Impact on Operating Budget:

None

GL Account	Description	Previous 3 Years	2016 Actual	2017 Revised Budget	2018	2019	2020	2021	2022	Grand Total
Revenue										
	Fund Balance	110,336	39,711	-	-	-	-	-	-	150,047
51**	Sewer Rates	-	-	320,000	265,000	210,000	210,000	210,000	210,000	1,425,000
Total Revenue		\$110,336	\$39,711	\$320,000	\$265,000	\$210,000	\$210,000	\$210,000	\$210,000	\$1,575,047
Expense										
8202	Construction	19,985	32,269	20,000	-	-	-	-	-	72,254
8203	Construction - City Depts	10,767	-	25,000	30,000	30,000	30,000	30,000	30,000	185,767
8206	Design Fees	12,967	-	-	-	-	-	-	-	12,967
8229	Professional Services	158	-	-	-	-	-	-	-	158
8232	Project Management	390	-	-	-	-	-	-	-	390
8234	Repair/Maintenance Supplies	66,070	7,442	235,000	120,000	80,000	80,000	80,000	80,000	748,512
8244	Capital Equipment >\$5,000	-	-	40,000	115,000	100,000	100,000	100,000	100,000	555,000
Total Expense		\$110,336	\$39,711	\$320,000	\$265,000	\$210,000	\$210,000	\$210,000	\$210,000	\$1,575,047
Net Total		-	-	-	-	-	-	-	-	-



Wastewater Flow Monitoring Program

Project Number:	1048	Budget Year:	2018
Division:	Sewer Capital Improvement	Council Priority:	Infrastructure & Growth- Environmental Infrast'r
Project Type:	Sewer Replacement Collection	Regions:	0 - Multiple Wards
Fund:	Sewer Capital Replacement	Location:	City wide
Project Manager:	Justin Scholz	Budget Unit #:	4030083083810000
Project Status:	Funded		

Description:

Staff will install flow meters on major sewer collection trunk lines throughout the city to monitor flows on its major sewer trunk mains. The monitoring of these flow will help determine the locations of concentrated maintenance efforts.

Discussion of Progress:

New program

Justification:

The recorded collection system flows will be used in the City's sanitary sewer model to help determine the operational capacities of the sewer system and focus maintenance efforts.

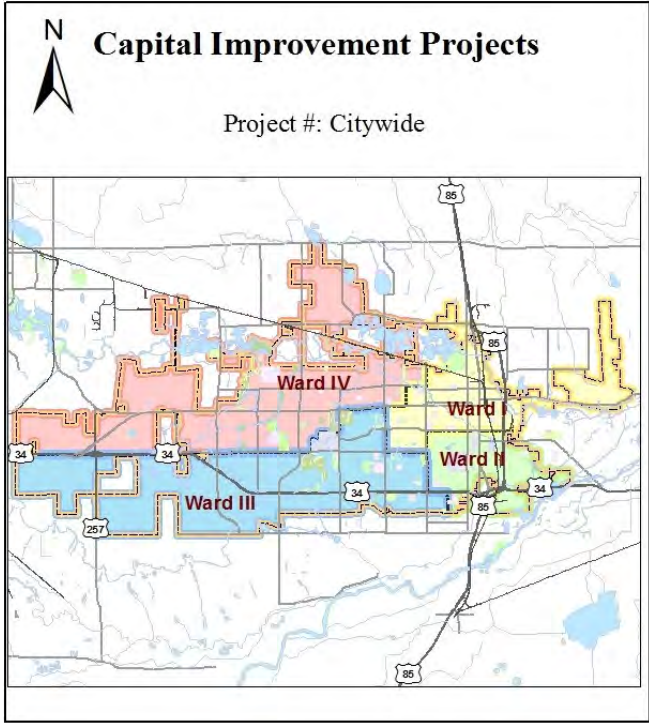
Revenue Detail:

None

Impact on Operating Budget:

None

GL Account	Description	Previous 3 Years	2016 Actual	2017 Revised Budget	2018	2019	2020	2021	2022	Grand Total
Revenue										
	Fund Balance	106,819	3,363	-	-	-	-	-	-	110,183
51**	Sewer Rates	-	-	50,000	50,000	50,000	50,000	50,000	-	250,000
Total Revenue		\$106,819	\$3,363	\$50,000	\$50,000	\$50,000	\$50,000	\$50,000	-	\$360,183
Expense										
8203	Construction - City Depts	939	1,000	3,000	3,000	3,000	3,000	3,000	-	16,939
8204	Contingency	-	-	7,000	7,000	7,000	7,000	7,000	-	35,000
8208	Furniture, Fixtures & Equipment	16,033	1,298	-	-	-	-	-	-	17,331
8214	Legal Publications	-	-	500	500	500	500	500	-	2,500
8226	Permits, Fees, Etc	-	-	500	500	500	500	500	-	2,500
8229	Professional Services	85,691	1,065	37,000	37,000	37,000	37,000	37,000	-	271,756
8232	Project Management	3,860	-	2,000	2,000	2,000	2,000	2,000	-	13,860
8234	Repair/Maintenance Supplies	296	-	-	-	-	-	-	-	296
Total Expense		\$106,819	\$3,363	\$50,000	\$50,000	\$50,000	\$50,000	\$50,000	-	\$360,183
Net Total		-	-	-	-	-	-	-	-	-





Capital Outlay Replacement

Project Number:	181	Budget Year:	2018
Division:	Sewer Capital Improvement	Council Priority:	Infrastructure & Growth- Environmental Infrast'r
Project Type:	Sewer Replacement Studies	Regions:	0 - Multiple Wards
Fund:	Sewer Capital Replacement	Location:	City wide
Project Manager:	Paul Tucker	Budget Unit #:	4030083083510000
Project Status:	Funded		

Description:

This program replaces major rolling stock: pickups, tractor backhoes, loaders, compressors, dump trucks, and other identified replacement capital items.

Discussion of Progress:

Annual program

Justification:

Replacement of rolling stock that has reached the end of its useful life. Maintains ability to perform daily tasks and handle emergency calls.

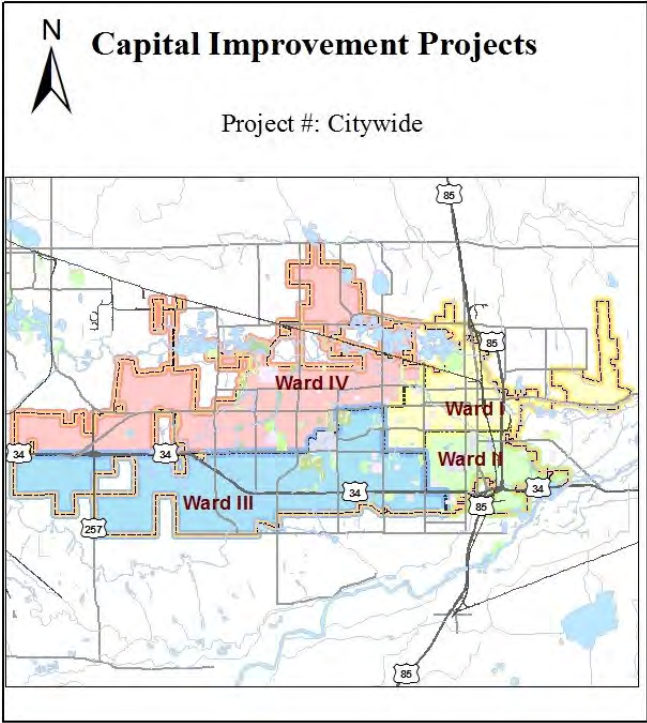
Revenue Detail:

None

Impact on Operating Budget:

None

GL Account	Description	Previous 3 Years	2016 Actual	2017 Revised Budget	2018	2019	2020	2021	2022	Grand Total
Revenue										
	Fund Balance	738,000	70,934	-	-	-	-	-	-	808,934
51**	Sewer Rates	-	-	767,000	-	35,500	6,800	422,500	-	1,231,800
5801	Sales Of Fixed Assets	-58,771	-	-	-	-	-	-	-	-58,771
Total Revenue		\$679,229	\$70,934	\$767,000	-	\$35,500	\$6,800	\$422,500	-	\$1,981,963
Expense										
8142	Construction and Maintenance	587,585	-	722,000	-	-	-	400,000	-	1,709,585
8144	Transportation/Vehicles	91,645	33,137	45,000	-	-	-	-	-	169,782
8149	Other	-	32,867	-	-	35,500	6,800	22,500	-	97,667
8208	Furniture, Fixtures & Equipment	-	4,930	-	-	-	-	-	-	4,930
Total Expense		\$679,229	\$70,934	\$767,000	-	\$35,500	\$6,800	\$422,500	-	\$1,981,963
Net Total		-	-	-	-	-	-	-	-	-



Sanitary Sewer Master Plan Update

Project Number:	247	Budget Year:	2018
Division:	Sewer Capital Improvement	Council Priority:	Infrastructure & Growth- Environmental Infrast'r
Project Type:	Sewer Replacement Studies	Regions:	0 - Multiple Wards
Fund:	Sewer Capital Replacement	Location:	City wide
Project Manager:	Justin Scholz	Budget Unit #:	4030083083580000
Project Status:	Funded		

Description:

Update the existing master plan to analyze the existing infrastructure with future development and growth within the City of Greeley.

Discussion of Progress:

Initiate updates to Masterplan in 2018

Justification:

The goals of the updated master plan are to refine the existing models to include newly constructed infrastructure, reevaluate capacity issues with the existing system and with future development based on the most recent master plan, and provide recommendations for capital improvements. The master plan will provide sanitary sewer basins to assist in determining how proposed developments will be served. Includes update to 208 Utility Report.

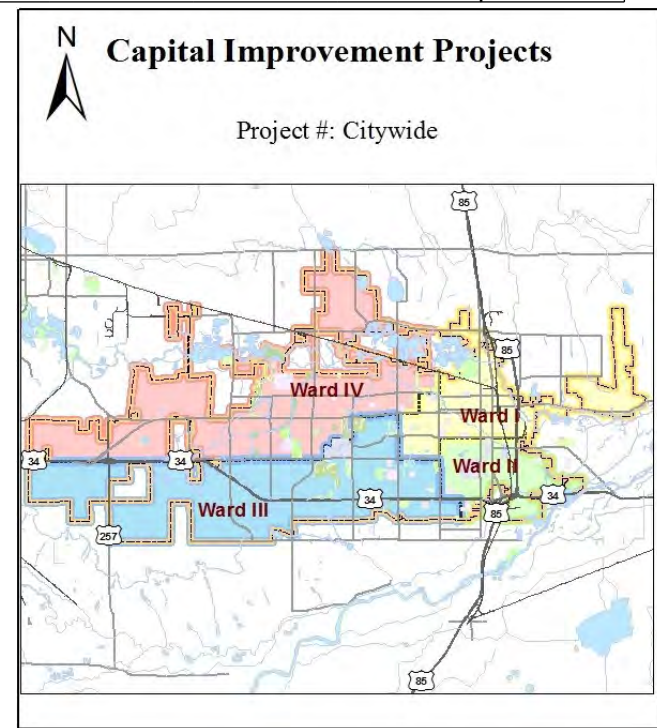
Revenue Detail:

None

Impact on Operating Budget:

None

GL Account	Description	Previous 3 Years	2016 Actual	2017 Revised Budget	2018	2019	2020	2021	2022	Grand Total
Revenue										
	Fund Balance	355,431	16,312	-	-	-	-	-	-	371,743
51**	Sewer Rates	-	-	-	605,000	-	-	-	-	605,000
Total Revenue		\$355,431	\$16,312	-	\$605,000	-	-	-	-	\$976,743
Expense										
8203	Construction - City Depts	767	-	-	-	-	-	-	-	767
8206	Design Fees	-	-	-	550,000	-	-	-	-	550,000
8214	Legal Publications	33	-	-	-	-	-	-	-	33
8228	Printing, Copying	-	-	-	5,000	-	-	-	-	5,000
8229	Professional Services	335,283	16,312	-	-	-	-	-	-	351,596
8232	Project Management	19,348	-	-	50,000	-	-	-	-	69,348
Total Expense		\$355,431	\$16,312	-	\$605,000	-	-	-	-	\$976,743
Net Total		-	-	-	-	-	-	-	-	-



WPCF Master Plan Update

Project Number:	1046	Budget Year:	2018
Division:	Wastewater Treatment	Council Priority:	Infrastructure & Growth- Environmental Infrast'r
Project Type:	Sewer Replacement Studies	Regions:	1- 16 St North/35 Ave East
Fund:	Sewer Capital Replacement	Location:	Water Pollution Control Facility
Project Manager:	Tom Dingeman	Budget Unit #:	4030083084290000
Project Status:	Funded		

Description:

Update the 2012 Water Pollution Control Facility (WPCF) biosolids master plan every five years, and incorporate the necessary changes for the planning, prioritization of work, and budgeting of future plant projects. The updated study would include such items as exploring options for biological nutrient removal processes, the de-commissioning of the aging digester building and the three secondary anaerobic digester tanks, additional onsite sludge storage, biogas utilization, energy conservation, solids reduction technologies, etc. This project is planned to commence by mid-2017 and so will not be completed until 2018. A few funds were included in the 2018 budget for added contingency.

Discussion of Progress:

No additional information

Justification:

To keep the master plan current with new regulations, treatment technologies, equipment, project priorities and available funding. To further reduce energy and annual operation & maintenance (O&M) costs at the WPCF.

Revenue Detail:

None

Impact on Operating Budget:

None

GL Account	Description	Previous 3 Years	2016 Actual	2017 Revised Budget	2018	2019	2020	2021	2022	Grand Total
Revenue										
	Fund Balance	-	-	200,000	-	-	-	-	-	200,000
51**	Sewer Rates	-	-	340,300	20,000	-	-	-	-	360,300
Total Revenue		-	-	\$540,300	\$20,000	-	-	-	-	\$560,300
Expense										
8206	Design Fees	-	-	540,000	20,000	-	-	-	-	560,000
8214	Legal Publications	-	-	300	-	-	-	-	-	300
Total Expense		-	-	\$540,300	\$20,000	-	-	-	-	\$560,300
Net Total		-	-	-	-	-	-	-	-	-



Water Pollution Control Facility Solids Processing Improvements

Project Number:	403.2	Budget Year:	2018
Division:	Sewer Capital Improvement	Council Priority:	Infrastructure & Growth- Environmental Infrast'r
Project Type:	Sewer Replacement Treatment	Regions:	0 - Multiple Wards
Fund:	Sewer Capital Replacement	Location:	Water Pollution Control Facility
Project Manager:	Tom Dingeman	Budget Unit #:	4030083083940000
Project Status:	Funded		

Description:

This project is a continuation of the design work performed in 2015, and includes the 2016-2017 engineering construction management services, equipment procurement costs, and contractor fees for a number of new consolidated sewer capital replacement projects: 1) covers for two primary digesters; 2) mixing system for the primary digesters; 3) boiler heating system for the plant; 4) sludge thickening equipment; 5) conversion of sludge storage tank to a third primary digester.

Discussion of Progress:

The procurement of new equipment and construction services is planned for 2016-2017. In 2016, the estimated engineering construction management services fee is \$609,230. Contractor's base bid was \$6.235M. All project costs were updated in early 2016. Increased project costs have been added to the 2017 budget and is attributed to higher construction cost estimates due to changing market conditions, a more detailed understanding of the project components, higher equipment costs, and added contingency funds for unexpected project occurrences. Engineer's opinion of cost is currently 6.22M. Work is proceeding well and the project remains on schedule and within budget. The conversion of the sludge storage tank (SST) to a third primary anaerobic digester is anticipated to be completed and commissioned by the end of June 2017. Work to replace the old boiler system is underway. New digester mixers are onsite.

Justification:

This continuing work was identified in the 2012 Biosolids Master Plan ("Plan"). The Plan developed a long-term sustainable strategy for the handling, treatment and disposal of the City's wastewater treatment biosolids including a lot of prioritized capital improvement projects and timing as to when those projects would be initiated. The Plan addresses aging equipment and infrastructure deficiencies, equipment redundancy, future solids handling and treatment needs.

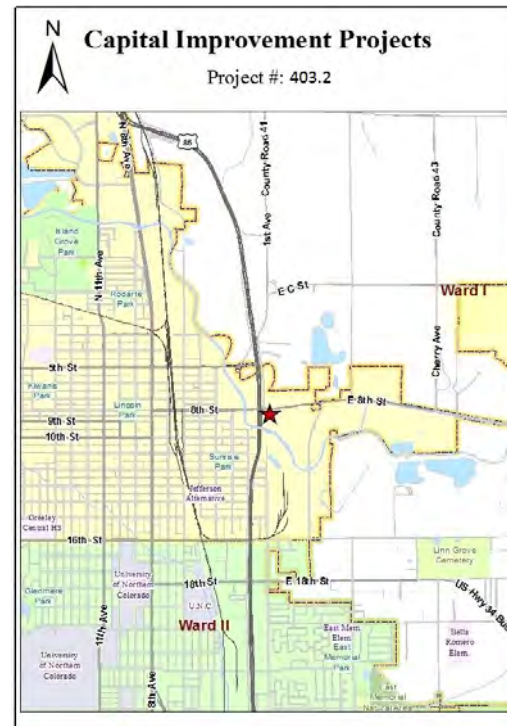
Revenue Detail:

Sewer depreciation

Impact on Operating Budget:

May result in more efficient plant operations and potentially lower operating expense.

GL Account	Description	Previous 3 Years	2016 Actual	2017 Revised Budget	2018	2019	2020	2021	2022	Grand Total
Revenue										
	Fund Balance	359,185	310,697	6,952,391	-	-	-	-	-	7,622,274
51**	Sewer Rates	-	-	535,400	25,000	-	-	-	-	560,400
Total Revenue		\$359,185	\$310,697	\$7,487,791	\$25,000	-	-	-	-	\$8,182,674
Expense										
8202	Construction	-	76,511	6,659,782	-	-	-	-	-	6,736,293
8204	Contingency	-	-	150,000	25,000	-	-	-	-	175,000
8206	Design Fees	352,965	145,526	-	-	-	-	-	-	498,491
8214	Legal Publications	-	117	683	-	-	-	-	-	800
8216	Miscellaneous	841	669	-	-	-	-	-	-	1,511
8226	Permits, Fees, Etc	5,379	-	15,000	-	-	-	-	-	20,379
8229	Professional Services	-	87,874	657,326	-	-	-	-	-	745,200
8238	Surveying	-	-	2,500	-	-	-	-	-	2,500
8240	Testing And Inspection	-	-	2,500	-	-	-	-	-	2,500
Total Expense		\$359,185	\$310,697	\$7,487,791	\$25,000	-	-	-	-	\$8,182,674
Net Total		-	-	-	-	-	-	-	-	-





WPCF Stream Temperature Assessment

Project Number:	403.5	Budget Year:	2018
Division:	Wastewater Treatment	Council Priority:	Infrastructure & Growth- Environmental Infrast'r
Project Type:	Sewer Replacement Treatment	Regions:	1- 16 St North/35 Ave East
Fund:	Sewer Capital Replacement	Location:	300 E 8th St
Project Manager:	Tom Dingeman	Budget Unit #:	4030083084201122
Project Status:	Funded		

Description:

This project is a continuation of work that was begun in 2015 in which a pre-hearing statement was prepared and submitted to the Colorado Department of Public Health & Environment (CDPHE). The statement was based in part on a lack of evidence relating in-stream temperature to aquatic life health. It outlines the next steps to eliminate 'uncertainty' in the local stream temperature standards. The ongoing assessment study further investigates the 'uncertainty' regarding the water quality stream standards necessary to protect current and future uses. Proposed work includes additional temperature data assessment, aquatic life data collection and analysis, feasibility studies that analyzes possible alternative temperature management strategies, and regulatory support. Additional fish and benthic data will need to be collected over the next few years per CDPHE's recommendations. Subcontractors may need to be hired to assist with sampling and data analysis.

Discussion of Progress:

This project will require plant staff to collect additional stream data over the next few years. Project costs may be a little higher than what was originally anticipated. Therefore, the budget has been increased for the remaining years 2018-2020. Since this is a regulatory effort that is driven by decisions and direction from the Colorado Water Quality Control Division and Commission, the scope of work could change.

Justification:

Failure to meet the current water quality stream standards for temperature may result in the WPCF having to spend several million dollars to design and construct evaporative cooling towers or some other technology to effectively cool the final treated effluent from the wastewater treatment plant prior to its discharge into Segment 12 of the Cache la Poudre River. This technology would be required to meet the current stream standards for temperature. Plant data collected over the past several years indicate that the plant's treated effluent exceeds the current stream standards for this segment of the River often throughout the year. A temporary modification request was granted in 2015 by the CDPHE. The ultimate goal of this study is to receive site specific standards for stream temperature or a variance by 2020.

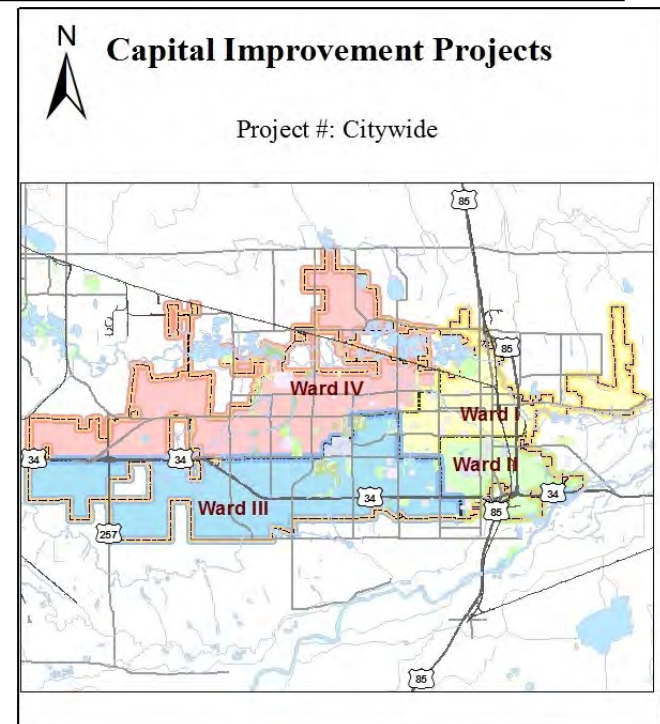
Revenue Detail:

None

Impact on Operating Budget:

None

GL Account	Description	Previous 3 Years	2016 Actual	2017 Revised Budget	2018	2019	2020	2021	2022	Grand Total
Revenue										
	Fund Balance	-	59,755	70,245	-	-	-	-	-	130,000
51**	Sewer Rates	-	-	50,000	75,000	75,000	75,000	-	-	275,000
Total Revenue		-	\$59,755	\$120,245	\$75,000	\$75,000	\$75,000	-	-	\$405,000
Expense										
8229	Professional Services	-	59,755	120,245	75,000	75,000	75,000	-	-	405,000
Total Expense		-	\$59,755	\$120,245	\$75,000	\$75,000	\$75,000	-	-	\$405,000
Net Total		-	-	-	-	-	-	-	-	-



General Rehabilitation Projects

Project Number:	349	Budget Year:	2018
Division:	Sewer Capital Improvement	Council Priority:	Infrastructure & Growth- Environmental Infrast'r
Project Type:	Sewer Replacement Treatment	Regions:	1- 16 St North/35 Ave East
Fund:	Sewer Capital Replacement	Location:	Water Pollution Control Facility
Project Manager:	Tom Dingeman	Budget Unit #:	4030083083750000
Project Status:	Funded		

Description:

Includes a variety of projects that includes such work as the replacement, rehabilitation, or overhaul of large pumps, valves, actuators, motors, centrifuge units, gear boxes, air handling units, heat exchangers, variable frequency drive units, turbo blowers, plant road repairs, landscaping rehab for stormwater program, roll-up doors, uninterrupted power supply units (UPS), equipment sensors, UV disinfection lamps & ballasts, building roofs, chemical tanks, etc.

Discussion of Progress:

Annual program. Approximately 98% of all planned rehab projects for 2016 have been completed.

Justification:

Manufacturer's recommendations, equipment performance, downtime, and repair history; equipment life expectancies; inability to find replacement parts, etc. all enter into the decision as to whether or not a particular item needs to be replaced, repaired, or refurbished. Rehab funds are budgeted annually so that the plant maintenance staff can stay abreast of the need to address aging equipment and infrastructure at the WPCF. Not replacing aging or energy-consuming equipment in a timely manner may result in higher O&M costs, excessive downtime for repairs, and treatment process disruptions. These could result in potential permit non-compliances.

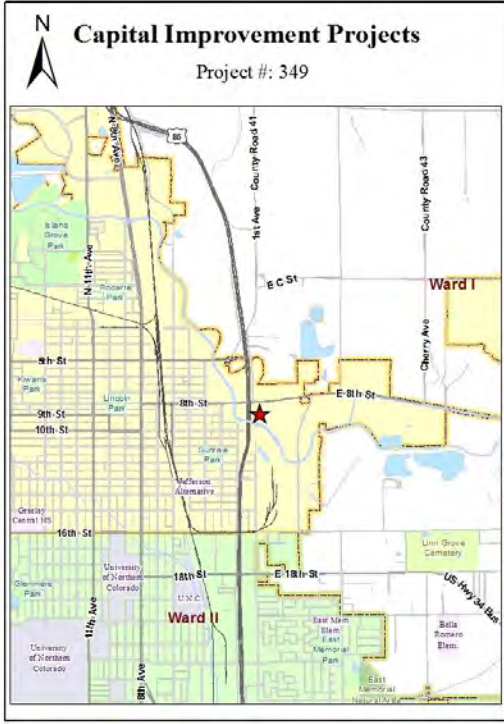
Revenue Detail:

None

Impact on Operating Budget:

None

GL Account	Description	Previous 3		2017 Revised	2018	2019	2020	2021	2022	Grand Total
		Years	2016 Actual	Budget						
Revenue										
	Fund Balance	800,209	418,928	126,393	-	-	-	-	270,000	1,615,531
51**	Sewer Rates	-	-	288,620	387,500	350,000	300,000	300,000	30,000	1,656,120
Total Revenue		\$800,209	\$418,928	\$415,013	\$387,500	\$350,000	\$300,000	\$300,000	\$300,000	\$3,271,651
Expense										
8202	Construction	213,670	84,040	98,337	110,000	100,000	75,000	75,000	75,000	831,046
8208	Furniture, Fixtures & Equipment	222,903	59,628	80,000	85,000	100,000	100,000	100,000	100,000	847,532
8214	Legal Publications	285	66	300	200	200	200	200	200	1,651
8228	Printing, Copying	537	-	-	-	-	-	-	-	537
8229	Professional Services	291,349	70,475	105,156	23,300	60,000	60,000	60,000	60,000	730,279
8234	Repair/Maintenance Supplies	-	1,747	46,220	-	9,800	9,800	9,800	9,800	87,167
8238	Surveying	3,058	-	-	-	-	-	-	-	3,058
8244	Capital Equipment >\$5,000	68,408	202,972	85,000	169,000	80,000	55,000	55,000	55,000	770,380
Total Expense		\$800,209	\$418,928	\$415,013	\$387,500	\$350,000	\$300,000	\$300,000	\$300,000	\$3,271,651
Net Total		-	-	-	-	-	-	-	-	-





WPCF Blower Replacement Project

Project Number:	403.11	Budget Year:	2018
Division:	Wastewater Treatment	Council Priority:	Infrastructure & Growth- Environmental Infrast'r
Project Type:	Sewer Replacement Treatment	Regions:	1- 16 St North/35 Ave East
Fund:	Sewer Capital Replacement	Location:	Wastewater Pollution Control Facility
Project Manager:	Tom Dingeman	Budget Unit #:	Unassigned
Project Status:	Funded		

Description:

Replace the existing six turbo blowers with new blowers. A current blower evaluation study is being performed and the consultant's recommendations will be presented to staff by June. Phase I would change out three of the existing 300 HP blowers with new high-speed turbo (HST) blowers. Some piping modifications would be required to address any suction/discharge piping differences between the existing and new blowers. Work would include HVAC improvements for dust control in the building and the installation of a new air inlet filter. Also, rehabilitation of the existing two multi-stage centrifugal blowers (MSCB) and improved blower controls would be done. Phase II is planned in 2020 when the Nitrification Phase II project commences. The existing three 300 HP blowers would be replaced with new units and the two MSCBs would be removed.

Discussion of Progress:

No additional information

Justification:

The blower manufacturer (K-Turbo, Inc) went out of business two years after the existing blowers were purchased. In the past few years, it has become very difficult to obtain replacement parts and timely service. The blowers are critical plant equipment which provide air (oxygen) to the mainstream biological treatment process (aeration basins). Troubleshooting and technical service is wholly dependent on one technician who resides in the Chicago area. It is uncertain as to how long he will continue to service the remaining K-Turbo blowers in the U.S.

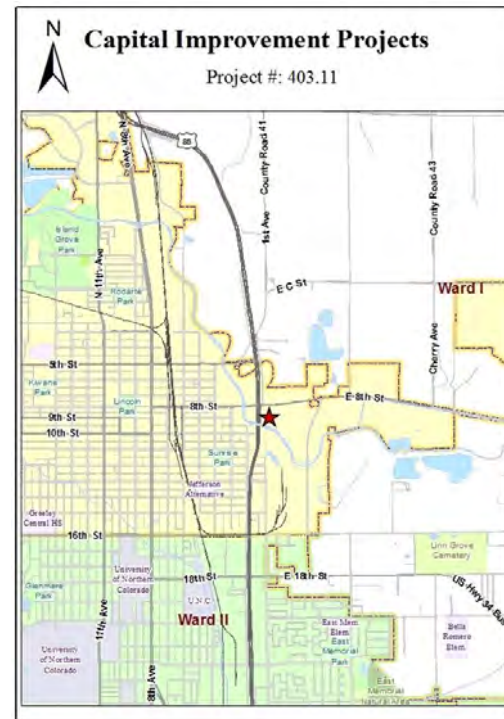
Revenue Detail:

No additional information

Impact on Operating Budget:

None

GL Account	Description	Previous 3 Years	2016 Actual	2017 Revised Budget	2018	2019	2020	2021	2022	Grand Total
Revenue										
51**	Sewer Rates	-	-	-	2,327,000	-	-	-	-	2,327,000
Total Revenue		-	-	-	\$2,327,000	-	-	-	-	\$2,327,000
Expense										
8202	Construction	-	-	-	1,627,000	-	-	-	-	1,627,000
8204	Contingency	-	-	-	404,000	-	-	-	-	404,000
8206	Design Fees	-	-	-	292,800	-	-	-	-	292,800
8214	Legal Publications	-	-	-	200	-	-	-	-	200
8226	Permits, Fees, Etc	-	-	-	3,000	-	-	-	-	3,000
Total Expense		-	-	-	\$2,327,000	-	-	-	-	\$2,327,000
Net Total		-	-	-	-	-	-	-	-	-



WPCF SCADA System Upgrade

Project Number:	403.12	Budget Year:	2018
Division:	Wastewater Treatment	Council Priority:	Infrastructure & Growth- Environmental Infrastr'r
Project Type:	Sewer Replacement Treatment	Regions:	1- 16 St North/35 Ave East
Fund:	Sewer Capital Replacement	Location:	Water Pollution Control Facility
Project Manager:	Sam Boone	Budget Unit #:	Unassigned
Project Status:	Funded		

Description:

This project replaces existing programmable logic controllers (PLC's), ancillary equipment, communication cables, and control system for the WPCF SCADA (Supervisory Control and Data Acquisition) system.

Discussion of Progress:

Planning

Justification:

An equipment inventory by Rockwell in December, 2016, indicated 41% of the hardware was at end of life cycle or discontinued products, 51% was active mature products, and only 8% active products. This project will upgrade all PLC's and ancillary equipment and the operating system to provide long term reliable operation of the plant processes and data logging. The equipment and operating system will be the same as the water treatment plants providing unity of parts, familiarity of system structure, and programming.

Revenue Detail:

No additional information

Impact on Operating Budget:

None

GL Account	Description	Previous 3 Years	2016 Actual	2017 Revised Budget	2018	2019	2020	2021	2022	Grand Total
Revenue										
51**	Sewer Rates	-	-	-	133,000	1,750,000	-	-	-	1,883,000
Total Revenue		-	-	-	\$133,000	\$1,750,000	-	-	-	\$1,883,000
Expense										
8202	Construction	-	-	-	-	1,720,000	-	-	-	1,720,000
8206	Design Fees	-	-	-	130,000	-	-	-	-	130,000
8232	Project Management	-	-	-	3,000	30,000	-	-	-	33,000
Total Expense		-	-	-	\$133,000	\$1,750,000	-	-	-	\$1,883,000
Net Total		-	-	-	-	-	-	-	-	-

Nitrification Project Phase 2

Project Number:	781	Budget Year:	2018
Division:	Sewer Capital Improvement	Council Priority:	Infrastructure & Growth- Environmental Infrast'r
Project Type:	Sewer Replacement Treatment	Regions:	1- 16 St North/35 Ave East
Fund:	Sewer Capital Replacement	Location:	Water Pollution Control Facility
Project Manager:	Tom Dingeman	Budget Unit #:	Unassigned
Project Status:	Funded		

Description:

Phase II would include upgrades to the wastewater treatment plant's four aeration basins to provide for biological nutrient reduction (BNR). This project is necessary in order for the WPCF to comply with State of Colorado nutrients regulations promulgated in 2012. The plant will likely have more stringent nutrient limits for total inorganic nitrogen and total phosphorus in its discharge permit by 2017. The construction phase would include all new basin gates, new baffle walls for anoxic and anaerobic zones, instream mixed liquor recycle pumping, new mixing equipment for de-nitrification, additional on-line instrumentation, a second gravity thickener to reduce solids carryover to the BNR process, and a struvite recovery system. The project includes work to improve primary clarifier performance and provides volatile fatty acids for biological phosphorus removal. A gravity thickener and sludge pumping is added, and the project increases the capacity of the bioreactors (aeration basins). Also, with any biological nutrient removal treatment process, it is important to control foam and scum removal on the secondary clarifiers. Therefore, improvements to the existing clarifiers is planned and may include modifications such as new clarifier mechanisms with full radius scum troughs. Finally, as a part of the upgrade project, work may include a further increase in the plant's blower capacity with the addition of new equipment.

Discussion of Progress:

Planning

Justification:

This project is driven by the 2012 Colorado Nutrients Regulations which will require the WPCF to comply with total inorganic nitrogen (TIN) and total phosphorus (TP) limits soon after the plant's discharge permit is renewed in 2017. Project costs have increased to account for current conditions and provide required capacity to meet Regulation 85.

Revenue Detail:

None

Impact on Operating Budget:

None

GL Account	Description	Previous 3 Years	2016 Actual	2017 Revised Budget	2018	2019	2020	2021	2022	Grand Total
Revenue										
51**	Sewer Rates	-	-	-	1,905,000	68,000	17,028,000	51,000	-	19,052,000
Total Revenue		-	-	-	\$1,905,000	\$68,000	\$17,028,000	\$51,000	-	\$19,052,000
Expense										
8202	Construction	-	-	-	-	-	15,706,000	-	-	15,706,000
8206	Design Fees	-	-	-	1,821,000	-	-	-	-	1,821,000
8214	Legal Publications	-	-	-	1,000	-	1,000	-	-	2,000
8226	Permits, Fees, Etc	-	-	-	15,000	-	-	-	-	15,000
8229	Professional Services	-	-	-	-	-	1,270,000	-	-	1,270,000
8232	Project Management	-	-	-	68,000	68,000	51,000	51,000	-	238,000
Total Expense		-	-	-	\$1,905,000	\$68,000	\$17,028,000	\$51,000	-	\$19,052,000
Net Total		-	-	-	-	-	-	-	-	-



WPCF 900KW Generator Replacement

Project Number:	403.9	Budget Year:	2018
Division:	Wastewater Treatment	Council Priority:	Infrastructure & Growth- Environmental Infrastr'r
Project Type:	Sewer Replacement Treatment	Regions:	1- 16 St North/35 Ave East
Fund:	Sewer Capital Replacement	Location:	Water Pollution Control Facility - 300 E 8th St
Project Manager:	Tom Dingeman	Budget Unit #:	4030083083890000
Project Status:	Funded		

Description:

This project replaces the existing 900KW backup generator located on the North Plant at the Water Pollution Control Facility (WPCF).

Discussion of Progress:

Planning.

Justification:

The existing North Plant backup generator will be 37 years old in 2022. Due to aging components and its maintenance history, it is anticipated that this generator may need to be replaced by 2022. The typical lifespan for this type of generator is 25-40 years. This generator is a critical piece of plant equipment. When main power is lost to the North Plant, this generator will provide power to run raw sewage pumps, sludge pumps, turbo blowers, clarifier drive motors, UV disinfection system, and other ancillary pumps and motors. A planned turnkey project would add a new generator to the North Plant and help to further maximize the plant's energy savings through Xcel Energy's Interruptible Service Option Credit Program.


Revenue Detail:

None

Impact on Operating Budget:

None

GL Account	Description	Previous 3 Years	2016 Actual	2017 Revised Budget	2018	2019	2020	2021	2022	Grand Total
Revenue										
51**	Sewer Rates	-	-	-	-	-	106,300	708,800	-	815,100
Total Revenue		-	-	-	-	-	\$106,300	\$708,800	-	\$815,100
Expense										
8202	Construction	-	-	-	-	-	-	708,800	-	708,800
8206	Design Fees	-	-	-	-	-	106,000	-	-	106,000
8214	Legal Publications	-	-	-	-	-	300	-	-	300
Total Expense		-	-	-	-	-	\$106,300	\$708,800	-	\$815,100
Net Total		-	-	-	-	-	-	-	-	-



Instrumentation and Controls - Wastewater

Project Number:	403.13	Budget Year:	2018
Division:	Wastewater Treatment	Council Priority:	Infrastructure & Growth- Environmental Infrastr'r
Project Type:	Sewer Replacement Treatment	Regions:	0 - Multiple Wards
Fund:	Sewer Capital Replacement	Location:	Water Pollution and Control and across the sewer collection system
Project Manager:	Adam Prior	Budget Unit #:	Unassigned
Project Status:	Funded		

Description:

This program replaces and refurbishes instruments and control systems known as SCADA (Supervisory Control and Data Acquisition). These devices are used to operate wastewater collections and the WPCF, including recording data required by regulation and measurement and control of various treatment equipment. This is an on-going project.

Discussion of Progress:

Annual program

Justification:

Instrumentation and controls wear out or become obsolete over time, requiring replacement or major refurbishment. Refurbishment typically occurs at the facilities of the local supplier or manufacturer. City instrumentation technicians perform the replacement projects. This account includes instruments at all wastewater collection and treatment facilities.

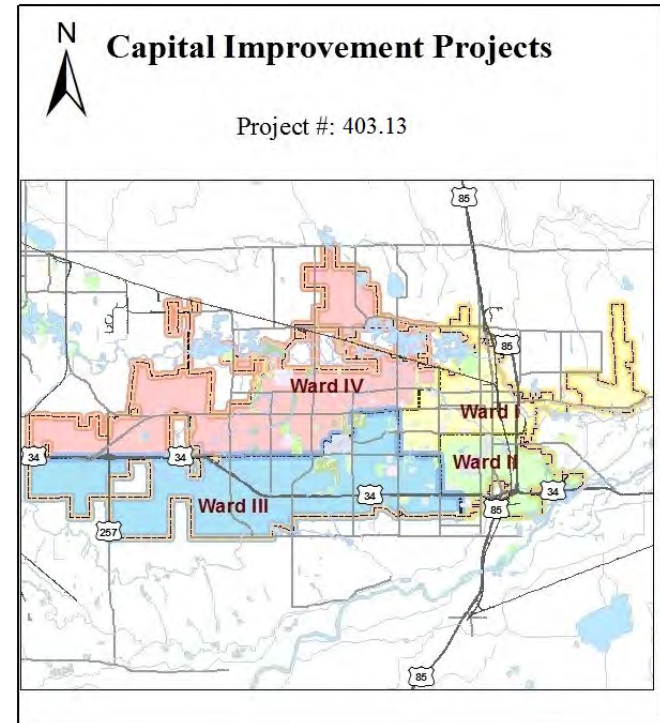
Revenue Detail:

No additional information

Impact on Operating Budget:

None

GL Account	Description	Previous 3 Years	2016 Actual	2017 Revised Budget	2018	2019	2020	2021	2022	Grand Total
Revenue										
51**	Sewer Rates	-	-	-	-	-	50,000	50,000	50,000	150,000
Total Revenue		-	-	-	-	-	\$50,000	\$50,000	\$50,000	\$150,000
Expense										
8234	Repair/Maintenance Supplies	-	-	-	-	-	5,000	5,000	5,000	15,000
8244	Capital Equipment >\$5,000	-	-	-	-	-	45,000	45,000	45,000	135,000
Total Expense		-	-	-	-	-	\$50,000	\$50,000	\$50,000	\$150,000
Net Total		-	-	-	-	-	-	-	-	-



WPCF Dewatering Centrifuge & Cake Pump Replacement

Project Number:	403.4	Budget Year:	2018
Division:	Wastewater Treatment	Council Priority:	Infrastructure & Growth- Environmental Infrastr'r
Project Type:	Sewer Replacement Treatment	Regions:	1- 16 St North/35 Ave East
Fund:	Sewer Capital Replacement	Location:	Water Pollution Control Facility - 300 E 8th St
Project Manager:	Tom Dingeman	Budget Unit #:	Unassigned
Project Status:	Funded		

Description:

This project would replace the existing 1995 Alfa Laval DS 706 high solids dewatering centrifuge unit and Schwing sludge cake pump located in the Dewatering Building on the South Plant at the Water Pollution Control Facility (WPCF). Equipment evaluation, selection, and design would be performed in 2021 with procurement and installation occurring in 2022. Lead time on this equipment is generally 7-9 months after the order is placed.

Discussion of Progress:

Planning.

Justification:

Due to aging components, increasing maintenance repairs and downtime, it is anticipated that the DS-706 centrifuge and Schwing sludge cake pump will need to be replaced by 2022. Some repairs were done to the DS-706 centrifuge in December 2015.


Revenue Detail:

None

Impact on Operating Budget:

None

GL Account	Description	Previous 3 Years	2016 Actual	2017 Revised Budget	2018	2019	2020	2021	2022	Grand Total
Revenue										
51**	Sewer Rates	-	-	-	-	-	-	155,400	1,350,000	1,505,400
Total Revenue		-	-	-	-	-	-	\$155,400	\$1,350,000	\$1,505,400
Expense										
8202	Construction	-	-	-	-	-	-	-	1,210,000	1,210,000
8206	Design Fees	-	-	-	-	-	-	150,000	-	150,000
8214	Legal Publications	-	-	-	-	-	-	400	-	400
8226	Permits, Fees, Etc	-	-	-	-	-	-	5,000	-	5,000
8229	Professional Services	-	-	-	-	-	-	-	140,000	140,000
Total Expense		-	-	-	-	-	-	\$155,400	\$1,350,000	\$1,505,400
Net Total		-	-	-	-	-	-	-	-	-







Water Construction

Fund 405



2018 - 2022 Five Year Plan

405 - Water Construction

	2016 Actual	2017 Original Budget	2017 Revised Budget	2018	2019	2020	2021	2022	Total 2018 - 2022
Beginning Available Cash Balance	\$2,622,711	(\$3,170,639)	(\$3,170,639)	(\$9,122,107)	(\$1,542,508)	\$1,773,696	\$5,023,673	\$8,010,573	

Revenues

GL	Description	2016 Actual	2017 Original	2017	2018	2019	2020	2021	2022	2018-2022
4461	New Meter Sales	80,035	25,000	25,000	25,000	25,000	25,000	25,000	25,000	125,000
4462	Large Meter Sales	59,575	15,000	15,000	15,000	15,000	15,000	15,000	15,000	75,000
4464	Labor & Materials	11,059	2,700	2,700	3,000	3,000	3,000	3,000	3,000	15,000
4611	Plant Investment Fees	4,669,986	6,828,660	6,828,660	4,211,507	5,862,578	6,310,244	6,586,537	7,848,883	30,819,749
4724	Expense Reimbursement	6,326,101	172,770	172,770	-	-	-	-	-	-
53**	Water Rates	170,874	-	-	-	-	-	-	-	-
56**	Investment Earnings	42,142	-	-	-	-	6,597	21,366	34,043	62,006
5632	Rents From Equipment	119,438	60,000	60,000	60,000	60,000	60,000	60,000	60,000	300,000
5902	Bond Proceeds	-	30,000,000	-	47,750,000	-	-	-	-	47,750,000
Total Revenue		\$11,479,209	\$37,104,130	\$7,104,130	\$52,064,507	\$5,965,578	\$6,419,841	\$6,710,903	\$7,985,926	\$79,146,755

Expenditures

Page	Project	Title	2016 Actual	2017 Original	2017	2018	2019	2020	2021	2022	2018 - 2022
Investments / Rebates / Transfers / Other											
	407	Operating Transfers to General Fund	82,043	98,475	98,475	104,508	113,874	121,845	130,374	139,500	610,101
	4060	Investment Charges	3,758	-	-	-	-	719	2,329	3,710	6,758
Water Construction Supply											
	377	Water Operations Master Plan	13,649	-	-	-	-	-	-	-	-
646	197	Windy Gap Firming	1,118,956	1,225,000	1,225,000	38,250,000	200,000	100,000	-	-	38,550,000
648	117	Milton Seaman Permitting	1,479,726	1,250,000	2,397,794	2,478,000	1,678,000	1,250,000	678,000	-	6,084,000
650	1069	Milton Seaman Permitting Mitigation	36,322	100,000	627,776	300,000	200,000	200,000	-	-	700,000
652	405.2	Lower Poudre River Augmentation Structure	-	-	-	50,000	-	-	-	-	50,000
Water Construction Transmission & Distribution											
	397	Bellvue Pipeline Mitigation	2,576	-	79,546	-	-	-	-	-	-
	2153	Five Million Gallon Treated Water Reservoir	4,381,855	-	166,348	-	-	-	-	-	-
	2154	Bellvue Treated Water Line Permitting	121,423	50,000	56,830	-	-	-	-	-	-
654	123	Bellvue Transmission Program (60")	9,365,105	1,353,000	6,861,908	17,200	31,300	-	-	-	48,500
658	121	New Construction Meters	45,761	35,000	35,000	35,000	35,000	35,000	35,000	35,000	175,000
660	122	Water Taps	85,489	75,000	75,000	75,000	75,000	75,000	75,000	75,000	375,000
664	124	Distribution Line Extension & Oversizing	382,754	1,151,000	1,151,000	115,200	116,200	122,300	129,300	129,300	612,300
668	125	Land Acquisition & Management	148,018	135,000	135,000	50,000	50,000	50,000	-	-	150,000
670	405.3	Bellvue Pipeline-Gold Hill Segment	-	-	-	150,000	150,000	1,215,000	2,000,000	2,000,000	5,515,000

Water Construction Treatment		2016 Actual	2017 Original	2017	2018	2019	2020	2021	2022	2018 - 2022
	198 Security Projects-Water	0	-	-	-	-	-	-	-	-
	396 Boyd Water Treatment Plant Intermediate Residuals Storage	391	-	-	-	-	-	-	-	-
	2155 Boyd Filter Addition	4,731	-	89,921	-	-	-	-	-	-
672	2151 Residuals Gravity Thickener - Bellvue	-	-	56,000	-	-	-	184,000	1,716,040	1,900,040
676	405.4 Disinfection Outreach and Verification	-	-	-	2,860,000	-	-	-	-	2,860,000
678	378 Bellvue Two Million Gallon Clearwell	-	-	-	-	-	-	490,000	4,524,400	5,014,400
680	405.5 Residuals Gravity Thickener - Boyd	-	-	-	-	-	-	-	182,000	182,000
Total Expenditures		\$17,272,559	\$5,472,475	\$13,055,598	\$44,484,908	\$2,649,374	\$3,169,864	\$3,724,003	\$8,804,950	\$62,833,099
Timing of Expenditure Payments		-	-	-	-	-	-	-	-	-
Ending Available Cash Balance		(\$3,170,639)	\$28,461,016	(\$9,122,107)	(\$1,542,508)	\$1,773,696	\$5,023,673	\$8,010,573	\$7,191,549	

2018 - 2022 Five Year Plan Comparison to Previous Budget Year

405 - Water Construction

	2018 Original	2018	2019 Original	2019	2020 Original	2020	2021 Original	2021	2022 Original	2022	Total 2018 - 2022 Original	2018-2022
Beginning Available Cash Balance	(\$9,122,107)	(\$9,122,107)	(\$40,306,951)	(\$1,542,508)	(\$34,779,182)	\$1,773,696	(\$28,402,498)	\$5,023,673	(\$26,625,506)	\$8,010,573		

Revenues

GL	Description	2018 Original	2018	2019 Original	2019	2020 Original	2020	2021 Original	2021	2022 Original	2022	2018-2022 Original	2018-2022
4461	New Meter Sales	26,265	25,000	27,594	25,000	28,990	25,000	30,440	25,000	-	25,000	113,289	125,000
4462	Large Meter Sales	15,759	15,000	16,556	15,000	17,394	15,000	18,232	15,000	-	15,000	67,941	75,000
4464	Labor & Materials	2,837	3,000	2,980	3,000	3,131	3,000	3,287	3,000	-	3,000	12,235	15,000
4611	Plant Investment Fees	7,036,443	4,211,507	7,176,278	5,862,578	7,653,314	6,310,244	8,427,088	6,586,537	-	7,848,883	30,293,123	30,819,749
56**	Investment Earnings	12,512	-	12,483	-	-	6,597	3,557	21,366	-	34,043	28,552	62,006
5632	Rents From Equipment	60,000	60,000	60,000	60,000	60,000	60,000	60,000	60,000	-	60,000	240,000	300,000
5902	Bond Proceeds	-	47,750,000	-	-	-	-	-	-	-	-	-	47,750,000
Total Revenue		\$7,153,816	\$52,064,507	\$7,295,891	\$5,965,578	\$7,762,829	\$6,419,841	\$8,542,604	\$6,710,903	-	\$7,985,926	\$30,755,140	\$79,146,755

Expenditures

Page	Project	Title	2018 Original	2018	2019 Original	2019	2020 Original	2020	2021 Original	2021	2022 Original	2022	2018-2022 Original	2018 - 2022
Investments / Rebates / Transfers / Other														
	407	Operating Transfers to General Fund	104,508	104,508	113,874	113,874	121,845	121,845	130,374	130,374	-	139,500	470,601	610,101
	4060	Investment Charges	1,752	-	1,748	-	-	719	498	2,329	-	3,710	3,998	6,758
Water Construction Supply														
646	197	Windy Gap FIRMING	36,500,000	38,250,000	-	200,000	-	100,000	-	-	-	-	36,500,000	38,550,000
648	117	Milton Seaman Permitting	1,250,000	2,478,000	1,250,000	1,678,000	208,000	1,250,000	-	678,000	-	-	2,708,000	6,084,000
650	1069	Milton Seaman Permitting Mitigation	100,000	300,000	-	200,000	-	200,000	-	-	-	-	100,000	700,000
652	405.2	Lower Poudre River Augmentation Structure	-	50,000	-	-	-	-	-	-	-	-	-	50,000
Water Construction Transmission & Distribution														
654	123	Bellvue Transmission Program (60")	17,200	17,200	31,300	31,300	-	-	-	-	-	-	48,500	48,500
658	121	New Construction Meters	35,000	35,000	35,000	35,000	35,000	35,000	35,000	35,000	-	35,000	140,000	175,000
660	122	Water Taps	75,000	75,000	75,000	75,000	75,000	75,000	75,000	75,000	-	75,000	300,000	375,000
664	124	Distribution Line Extension & Oversizing	115,200	115,200	116,200	116,200	122,300	122,300	129,300	129,300	-	129,300	483,000	612,300
668	125	Land Acquisition & Management	140,000	50,000	145,000	50,000	150,000	50,000	155,000	-	-	-	590,000	150,000
670	405.3	Bellvue Pipeline-Gold Hill Segment	-	150,000	-	150,000	-	1,215,000	-	2,000,000	-	2,000,000	-	5,515,000
Water Construction Treatment														
672	2151	Residuals Gravity Thickener - Bellvue	-	-	-	-	184,000	-	1,716,040	184,000	-	1,716,040	1,900,040	1,900,040
676	405.4	Disinfection Outreach and Verification	-	2,860,000	-	-	-	-	-	-	-	-	-	2,860,000
678	378	Bellvue Two Million Gallon Clearwell	-	-	-	-	490,000	-	4,524,400	490,000	-	4,524,400	5,014,400	5,014,400
680	405.5	Residuals Gravity Thickener - Boyd	-	-	-	-	-	-	-	-	-	182,000	-	182,000
Total Expenditures			\$38,338,660	\$44,484,908	\$1,768,122	\$2,649,374	\$1,386,145	\$3,169,864	\$6,765,612	\$3,724,003	-	\$8,804,950	\$48,258,539	\$62,833,099

Ending Available Cash Balance	(\$40,306,951)	(\$1,542,508)	(\$34,779,182)	\$1,773,696	(\$28,402,498)	\$5,023,673	(\$26,625,506)	\$8,010,573	(\$26,625,506)	\$7,191,549		
-------------------------------	----------------	---------------	----------------	-------------	----------------	-------------	----------------	-------------	----------------	-------------	--	--



Windy Gap Firing

Project Number:	197	Budget Year:	2018
Division:	Water Capital Improvement	Council Priority:	Infrastructure & Growth- Environmental Infrast'r
Project Type:	Water Construction Supply	Regions:	5- Outside City
Fund:	Water Construction	Location:	Proposed Chimney Hollow Reservoir near Carter Lake
Project Manager:	Eric Reckentine	Budget Unit #:	4050088088070000
Project Status:	Funded		

Description:

The project will fund Northern Water's Windy Gap Firing Project (WGFP) which is expected to deliver a firm annual yield of 4,000 acre-feet to Greeley.

Discussion of Progress:

Permitting is ongoing

Justification:

Due to storage limitations within the Colorado Big Thompson (C-BT) Project and other factors, Windy Gap owners haven't been able to rely on Windy Gap to meet a portion of their current water needs or future requirements. The Windy Gap Firing project is proposed to improve the yield of water deliveries from the existing Windy Gap project to participating Windy Gap owners.

Revenue Detail:

None

Impact on Operating Budget:

Water resource assessments will go up an unknown amount once the project is built and Northern Water starts assessing Greeley for its upkeep and operation.

GL Account	Description	Previous 3 Years	2016 Actual	2017 Revised Budget	2018	2019	2020	2021	2022	Grand Total
Revenue										
4611	Plant Investment Fees	-	-	1,225,000	-	200,000	100,000	-	-	1,525,000
4724	Expense Reimbursement	7,323,992	6,322,741	-	-	-	-	-	-	13,646,733
5902	Bond Proceeds	-	-	-	38,250,000	-	-	-	-	38,250,000
Total Revenue		\$7,323,992	\$6,322,741	\$1,225,000	\$38,250,000	\$200,000	\$100,000	-	-	\$53,421,733
Expense										
8202	Construction	-	-	-	38,250,000	200,000	100,000	-	-	38,550,000
8206	Design Fees	254,506	1,118,956	1,225,000	-	-	-	-	-	2,598,462
Total Expense		\$254,506	\$1,118,956	\$1,225,000	\$38,250,000	\$200,000	\$100,000	-	-	\$41,148,462
Net Total		\$7,069,486	\$5,203,785	-	-	-	-	-	-	\$12,273,270



Milton Seaman Permitting

Project Number:	117	Budget Year:	2018
Division:	Water Capital Improvement	Council Priority:	Infrastructure & Growth- Environmental Infrast'r
Project Type:	Water Construction Supply	Regions:	5- Outside City
Fund:	Water Construction	Location:	Milton Seaman Reservoir
Project Manager:	Eric Reckentine	Budget Unit #:	4050088088000000
Project Status:	Funded		

Description:

This project is the permitting of an enlarged Milton Seaman Reservoir (or alternative) as part of a Milton Seaman Water Supply Project. This reservoir is necessary to increase Greeley's water supply to meet future water supply needs. This is a multi-year effort to develop an environmental impact statement for regional storage.

Discussion of Progress:

Long term, ongoing permitting work.

Justification:

Storage can increase the usable yield of existing and future water rights.

Revenue Detail:

None

Impact on Operating Budget:

None

GL Account	Description	Previous 3 Years	2016 Actual	2017 Revised Budget	2018	2019	2020	2021	2022	Grand Total
Revenue										
	Fund Balance	1,485,614	1,479,726	797,794	-	-	-	-	-	3,763,134
4611	Plant Investment Fees	-	-	1,250,000	2,478,000	1,678,000	1,250,000	678,000	-	7,334,000
Total Revenue		\$1,485,614	\$1,479,726	\$2,047,794	\$2,478,000	\$1,678,000	\$1,250,000	\$678,000	-	\$11,097,134
Expense										
8202	Construction	165	-	-	-	-	-	-	-	165
8214	Legal Publications	36	-	6,666	10,000	10,000	10,000	10,000	-	46,702
8216	Miscellaneous	16,213	155	-	3,000	3,000	3,000	3,000	-	28,368
8224	Operating Supplies	99	87	-	-	-	-	-	-	186
8228	Printing, Copying	922	693	500	15,000	15,000	15,000	15,000	-	62,115
8229	Professional Services	1,395,669	1,368,037	1,990,628	2,300,000	1,500,000	1,072,000	500,000	-	10,126,334
8232	Project Management	72,510	110,755	50,000	150,000	150,000	150,000	150,000	-	833,265
Total Expense		\$1,485,614	\$1,479,726	\$2,047,794	\$2,478,000	\$1,678,000	\$1,250,000	\$678,000	-	\$11,097,134
Net Total		-	-	-	-	-	-	-	-	-



Milton Seaman Permitting Mitigation

Project Number:	1069	Budget Year:	2018
Division:	Treatment and Supply	Council Priority:	Infrastructure & Growth- Environmental Infrastr'r
Project Type:	Water Construction Supply	Regions:	5- Outside City
Fund:	Water Construction	Location:	Milton Seaman Reservoir
Project Manager:	Eric Reckentine	Budget Unit #:	4050088083980000
Project Status:	Funded		

Description:

This is for mitigation related to the permitting of an enlarged Milton Seaman Reservoir. This will increase the water supply to meet future water needs.

Discussion of Progress:

Planning

Justification:

Storage can increase the usable yield of existing and future water rights.

Revenue Detail:

None

Impact on Operating Budget:

None

GL Account	Description	Previous 3 Years	2016 Actual	2017 Revised Budget	2018	2019	2020	2021	2022	Grand Total
Revenue										
	Fund Balance	7,357	36,322	527,776	-	-	-	-	-	571,455
4611	Plant Investment Fees	-	-	100,000	300,000	200,000	200,000	-	-	800,000
Total Revenue		\$7,357	\$36,322	\$627,776	\$300,000	\$200,000	\$200,000	-	-	\$1,371,455
Expense										
8212	Land/Building Cost/Demolition	-	36,322	22,342	-	-	-	-	-	58,664
8229	Professional Services	-	-	605,434	300,000	200,000	200,000	-	-	1,305,434
8232	Project Management	7,357	-	-	-	-	-	-	-	7,357
Total Expense		\$7,357	\$36,322	\$627,776	\$300,000	\$200,000	\$200,000	-	-	\$1,371,455
Net Total		-	-	-	-	-	-	-	-	-



Lower Poudre River Augmentation Structure

Project Number:	405.2	Budget Year:	2018
Division:	Treatment and Supply	Council Priority:	Infrastructure & Growth- Environmental Infrast'r
Project Type:	Water Construction Supply	Regions:	4 - 10 St North/23 Ave West
Fund:	Water Construction	Location:	Lower Poudre River
Project Manager:	John Thornhill	Budget Unit #:	Unassigned
Project Status:	Funded		

Description:

Structure will deliver augmentation and return flow obligations to Poudre River above the #3 ditch per water court decrees and requirements of the State Engineers Office. This is required in order to use water shares that have been changed in court that accrue return flows in Sectors 5 and 8 of the GLIC change cases.

Discussion of Progress:

No additional information

Justification:

Augmentation and return flow obligations are a legal requirement of existing water decrees. Compliance is mandatory. In order for the City to receive credit for releases made to the Poudre and South Platte Rivers any waters must be measured on a daily basis and must be returned to their historical locations.

Revenue Detail:

No additional information

Impact on Operating Budget:

None

GL Account	Description	Previous 3 Years	2016 Actual	2017 Revised Budget	2018	2019	2020	2021	2022	Grand Total
Revenue										
4611	Plant Investment Fees	-	-	-	50,000	-	-	-	-	50,000
Total Revenue		-	-	-	\$50,000	-	-	-	-	\$50,000
Expense										
8206	Design Fees	-	-	-	50,000	-	-	-	-	50,000
Total Expense		-	-	-	\$50,000	-	-	-	-	\$50,000
Net Total		-	-	-	-	-	-	-	-	-



Bellvue Transmission Program (60")

Project Number:	123	Budget Year:	2018
Division:	Water Capital Improvement	Council Priority:	Infrastructure & Growth- Environmental Infrastr'r
Project Type:	Water Construction Transmission & Distribution	Regions:	5- Outside City
Fund:	Water Construction	Location:	Bellvue transmission line-Laporte area
Project Manager:	Dan Moore	Budget Unit #:	4050088088180000
Project Status:	Funded		

Description:

This project is the construction of the Northern Segment of the Bellvue Transmission Main, six miles of the 60-inch line between the end of the completed line at Shields in Fort Collins to the Bellvue Filter Plant.

Discussion of Progress:

Phase 2 tunnel construction scheduled for completion June 2017. Warranty ends June 2019.

Justification:

To secure Greeley's water future, the 2003 Water Master Plan instituted a policy to expand the transmission system when demand reaches 90% of system capacity. The 60" transmission pipeline, which is 29 miles long, is being built in multiple segments over several years to connect the Bellvue Water Treatment Plant to customers in Greeley. Sections of this pipeline have passed through developing areas in Fort Collins and Windsor. The Northern Segment will pass through areas of unincorporated Larimer County. The project was 80% (24 miles) complete at the beginning of 2016. The Northern Segment is needed to supply water by gravity to the Gold Hill treated water storage reservoirs.

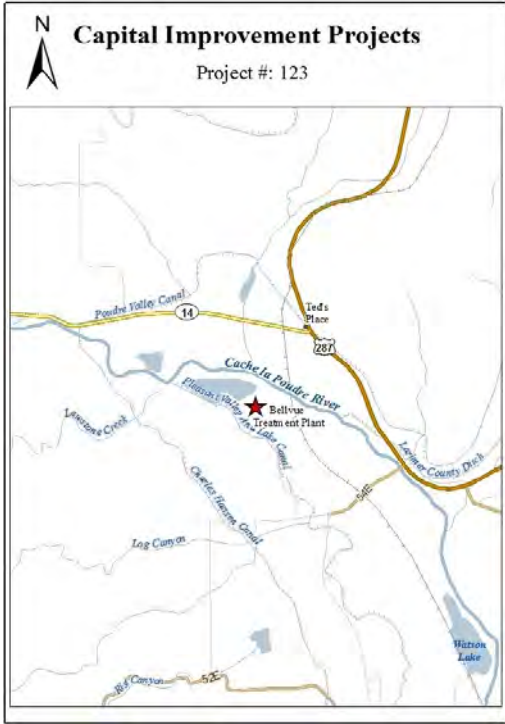
Revenue Detail:

The new pipeline may allow less use of the Boyd Filter Plant which is more expensive to run than the Bellvue Filter Plant

Impact on Operating Budget:

None

GL Account	Description	Previous 3 Years	2016 Actual	2017 Revised Budget	2018	2019	2020	2021	2022	Grand Total
Revenue										
	Fund Balance	22,433,377	9,365,105	5,508,908	-	-	-	-	-	37,307,389
4321	State Grants	543,750	-	-	-	-	-	-	-	543,750
4611	Plant Investment Fees	-	-	1,353,000	17,200	31,300	-	-	-	1,401,500
4724	Expense Reimbursement	293	-	-	-	-	-	-	-	293
Total Revenue		\$22,977,419	\$9,365,105	\$6,861,908	\$17,200	\$31,300	-	-	-	\$39,252,932
Expense										
8202	Construction	18,910,732	8,380,396	5,208,686	-	-	-	-	-	32,499,814
8204	Contingency	530,551	220,973	1,128,087	-	-	-	-	-	1,879,611
8206	Design Fees	688,795	179,572	121,095	-	-	-	-	-	989,462
8212	Land/Building Cost/Demolition	1,561,005	98,249	150,000	10,000	15,000	-	-	-	1,834,254
8214	Legal Publications	30	-	-	-	-	-	-	-	30
8216	Miscellaneous	20,701	56	-	-	-	-	-	-	20,757
8224	Operating Supplies	70	-	-	-	-	-	-	-	70
8226	Permits, Fees, Etc	19,785	2,964	30,000	-	-	-	-	-	52,749
8229	Professional Services	492,631	280,216	101,040	-	-	-	-	-	873,886
8232	Project Management	262,305	185,364	50,000	5,000	10,000	-	-	-	512,669
8234	Repair/Maintenance Supplies	25,179	3,780	-	-	-	-	-	-	28,959
8238	Surveying	4,352	-	-	-	-	-	-	-	4,352
8240	Testing And Inspection	-	1,915	60,000	2,000	6,000	-	-	-	69,915
9303	Public Art Fund	461,283	11,620	13,000	200	300	-	-	-	486,403
Total Expense		\$22,977,419	\$9,365,105	\$6,861,908	\$17,200	\$31,300	-	-	-	\$39,252,932
Net Total		-	-	-	-	-	-	-	-	-





New Construction Meters

Project Number:	121	Budget Year:	2018
Division:	Water Capital Improvement	Council Priority:	Infrastructure & Growth- Environmental Infrast'r
Project Type:	Water Construction Transmission & Distribution	Regions:	0 - Multiple Wards
Fund:	Water Construction	Location:	City wide
Project Manager:	Dan Moore	Budget Unit #:	4050088088080000
Project Status:	Funded		

Description:

This program purchases new meters for resale to property owners or developers for new water service connections. To maintain quality and uniformity, the customer is required to purchase all system meters from the City. This is an on-going project.

Discussion of Progress:

Annual program

Justification:

City ordinance requires a meter on every tap. The cost of new meters in this account is offset by the sale of these meters to customers. Providing meters to customers assures the proper meter is installed and compatible with our automated meter reading and billing system. The cost of each meter varies from \$200 to \$11,850.

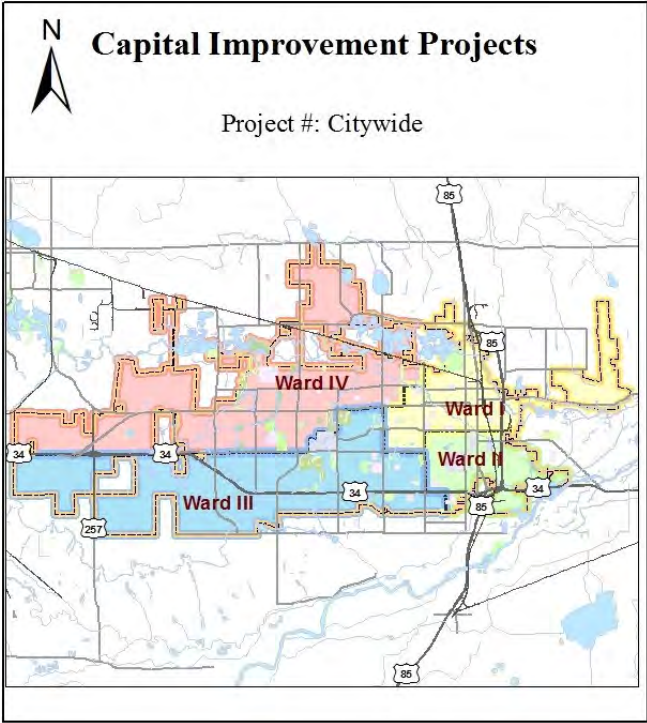
Revenue Detail:

New customers = new revenue sources

Impact on Operating Budget:

None

GL Account	Description	Previous 3 Years	2016 Actual	2017 Revised Budget	2018	2019	2020	2021	2022	Grand Total
Revenue										
	Fund Balance	228,364	45,761	-	-	-	-	-	-	274,125
4611	Plant Investment Fees	-	-	35,000	35,000	35,000	35,000	35,000	35,000	210,000
Total Revenue		\$228,364	\$45,761	\$35,000	\$35,000	\$35,000	\$35,000	\$35,000	\$35,000	\$484,125
Expense										
8208	Furniture, Fixtures & Equipment	173,198	40,934	27,500	27,500	27,500	27,500	27,500	27,500	379,132
8234	Repair/Maintenance Supplies	43,243	4,827	2,000	2,000	2,000	2,000	2,000	2,000	60,071
8244	Capital Equipment >\$5,000	11,923	-	5,500	5,500	5,500	5,500	5,500	5,500	44,923
Total Expense		\$228,364	\$45,761	\$35,000	\$35,000	\$35,000	\$35,000	\$35,000	\$35,000	\$484,125
Net Total		-	-	-	-	-	-	-	-	-



Water Taps

Project Number:	122	Budget Year:	2018
Division:	Water Capital Improvement	Council Priority:	Infrastructure & Growth- Environmental Infrast'r
Project Type:	Water Construction Transmission & Distribution	Regions:	0 - Multiple Wards
Fund:	Water Construction	Location:	City wide
Project Manager:	Dan Moore	Budget Unit #:	4050088088100000
Project Status:	Funded		

Description:

The transmission/distribution crews construct taps on the water system lines for both its own operations and those required by new customers. Tapping valves and pipe related materials used for tap construction are purchased from the Inventory account. All applicable costs are included in this account to complete the tap (asphalt, flow fill, concrete, etc.)

Discussion of Progress:

Annual program

Justification:

The transmission/distribution crews construct taps on the water system lines for both its own operations and those required by new customers. Tapping valves and pipe related materials used for tap construction are purchased from the Inventory Budget account. All applicable costs are included in this account to complete the tap (asphalt, flow fill, concrete, etc.). Cost recovery is only applicable for taps constructed for customers.

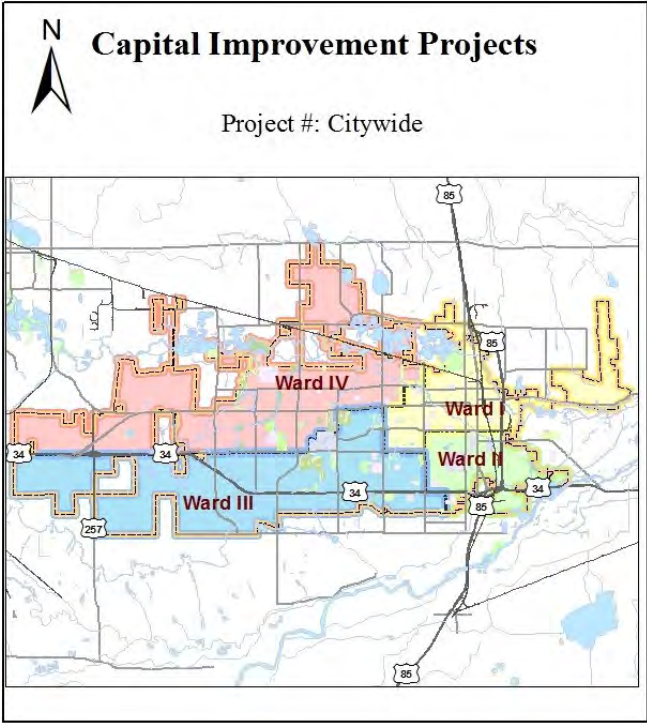
Revenue Detail:

New customers = new water revenue

Impact on Operating Budget:

None

GL Account	Description	Previous 3		2017 Revised	2018	2019	2020	2021	2022	Grand Total
		Years	2016 Actual	Budget						
Revenue										
	Fund Balance	-	-	-	-	-	-	-	849,357	-
4461	New Meter Sales	284,656	80,035	25,000	25,000	25,000	25,000	25,000	25,000	514,691
4462	Large Meter Sales	194,319	59,575	15,000	15,000	15,000	15,000	15,000	15,000	343,894
4464	Labor & Materials	29,846	11,059	2,700	3,000	3,000	3,000	3,000	3,000	58,604
4611	Plant Investment Fees	17,495,521	4,669,986	1,429,854	-1,950,317	3,288,204	3,216,099	3,944,278	-877,357	31,216,267
4612	Promontory PIF Surcharge	40,215	-	-	-	-	-	-	-	40,215
4724	Expense Reimbursement	-	-	172,770	-	-	-	-	-	172,770
53**	Water Rates	0	170,874	-	-	-	-	-	-	170,874
5632	Rents From Equipment	435,667	119,438	60,000	60,000	60,000	60,000	60,000	60,000	915,105
5812	Damages Recovered	4,928	-	-	-	-	-	-	-	4,928
5902	Bond Proceeds	-	-	30,000,000	9,500,000	-	-	-	-	39,500,000
Total Revenue		\$18,485,151	\$5,110,967	\$31,705,324	\$7,652,683	\$3,391,204	\$3,319,099	\$4,047,278	\$75,000	\$72,937,348
Expense										
8202	Construction	24,833	6,434	5,000	5,000	5,000	5,000	5,000	5,000	61,267
8203	Construction - City Depts	8,675	-	5,000	5,000	5,000	5,000	5,000	5,000	38,675
8208	Furniture, Fixtures & Equipment	226	4,600	-	-	-	-	-	-	4,826
8216	Miscellaneous	3,960	6,869	3,500	3,500	3,500	3,500	3,500	3,500	31,830
8224	Operating Supplies	1,271	-	-	-	-	-	-	-	1,271
8226	Permits, Fees, Etc	4,656	770	-	-	-	-	-	-	5,426
8232	Project Management	2,916	4,297	-	-	-	-	-	-	7,213
8234	Repair/Maintenance Supplies	110,302	62,520	61,500	61,500	61,500	61,500	61,500	61,500	541,821
Total Expense		\$156,839	\$85,489	\$75,000	\$75,000	\$75,000	\$75,000	\$75,000	\$75,000	\$692,328
Net Total		\$18,328,312	\$5,025,477	\$31,630,324	\$7,577,683	\$3,316,204	\$3,244,099	\$3,972,278	-	\$72,245,020





Distribution Line Extension & Oversizing

Project Number:	124	Budget Year:	2018
Division:	Water Capital Improvement	Council Priority:	Infrastructure & Growth- Environmental Infrastr'r
Project Type:	Water Construction Transmission & Distribution	Regions:	0 - Multiple Wards
Fund:	Water Construction	Location:	City wide
Project Manager:	Dan Moore	Budget Unit #:	4050088088050000
Project Status:	Funded		

Description:

This program provides for reimbursement to developers for installing oversized pipe at the request of the City. The program can also fund extensions between completed subdivisions to improve the pipe network system.

Discussion of Progress:

Annual program

Justification:

Provides the means for the City to oversize pipes being installed by developers and to extend mains as necessary for the benefit of the entire system. Oversizing and main extensions are dependent upon development and master grid sizing plans. As a result, improved flow, pressure, and system reliability can be built into the future and existing distribution system. Overall cost to the developer is minimal and the City saves mobilization costs.

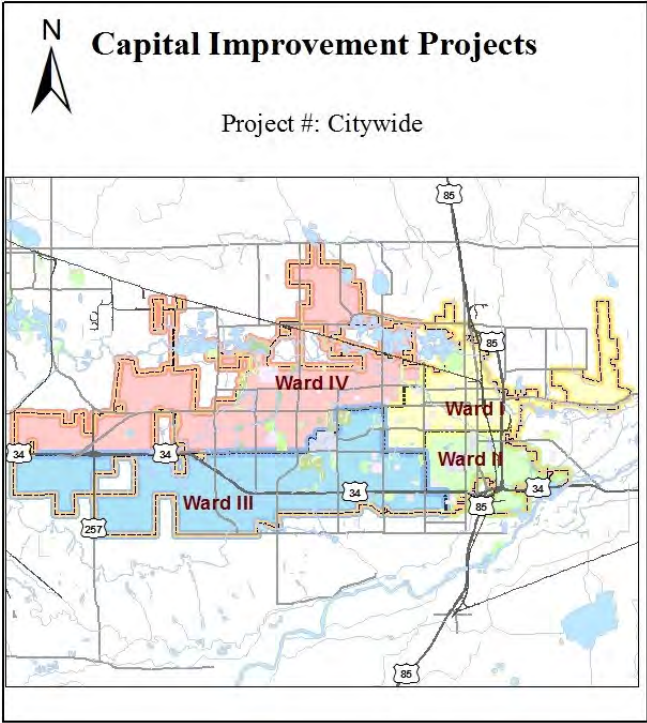
Revenue Detail:

This program is in place to oversize water pipes in coordination with new development. Expenditures are usually at least partially reimbursable.

Impact on Operating Budget:

None

GL Account	Description	Previous 3 Years	2016 Actual	2017 Revised Budget	2018	2019	2020	2021	2022	Grand Total
Revenue										
	Fund Balance	396,470	382,754	-	-	-	-	-	-	779,223
4611	Plant Investment Fees	-	-	1,151,000	115,200	116,200	122,300	129,300	129,300	1,763,300
4724	Expense Reimbursement	162,658	-	-	-	-	-	-	-	162,658
Total Revenue		\$559,128	\$382,754	\$1,151,000	\$115,200	\$116,200	\$122,300	\$129,300	\$129,300	\$2,705,181
Expense										
8202	Construction	388,774	320,959	750,000	100,000	101,000	107,000	114,000	114,000	1,995,733
8203	Construction - City Depts	-	-	5,000	7,000	7,000	7,000	7,000	7,000	40,000
8204	Contingency	-	-	70,000	-	-	-	-	-	70,000
8206	Design Fees	31,280	31,780	100,000	-	-	-	-	-	163,060
8212	Land/Building Cost/Demolition	-	13,650	100,000	-	-	-	-	-	113,650
8226	Permits,Fees, Etc	2,503	-	20,000	-	-	-	-	-	22,503
8229	Professional Services	-	26	-	-	-	-	-	-	26
8232	Project Management	2,128	7,119	25,000	1,000	1,000	1,000	1,000	1,000	39,247
8234	Repair/Maintenance Supplies	100,225	-	-	6,000	6,000	6,000	6,000	6,000	130,225
8240	Testing And Inspection	2,120	220	70,000	-	-	-	-	-	72,340
9303	Public Art Fund	32,098	9,000	11,000	1,200	1,200	1,300	1,300	1,300	58,398
Total Expense		\$559,128	\$382,754	\$1,151,000	\$115,200	\$116,200	\$122,300	\$129,300	\$129,300	\$2,705,181
Net Total		-	-	-	-	-	-	-	-	-





Land Acquisition & Management

Project Number:	125	Budget Year:	2018
Division:	Water Capital Improvement	Council Priority:	Infrastructure & Growth- Environmental Infrast'r
Project Type:	Water Construction Transmission & Distribution	Regions:	5- Outside City
Fund:	Water Construction	Location:	City wide
Project Manager:	Dan Moore	Budget Unit #:	4050088088110000
Project Status:	Funded		

Description:

This annual program will periodically hire consultants to acquire new easements and property and to research, compile, and defend existing easements and lands. The GIS database is currently being utilized to efficiently store and retrieve easement and land records related to the Cities water transmission and distribution utilities.

Discussion of Progress:

Annual program

Justification:

Professional expertise is required during the acquisition of new land and easements and to protect Greeley's existing infrastructure including pipelines, treatment plants, reservoirs, pump stations and other facilities. This project also provides protection of our existing facilities from development on and around these facilities outside of the Greeley city limits. The City's GIS database is being utilized for the storage and retrieval of existing records.

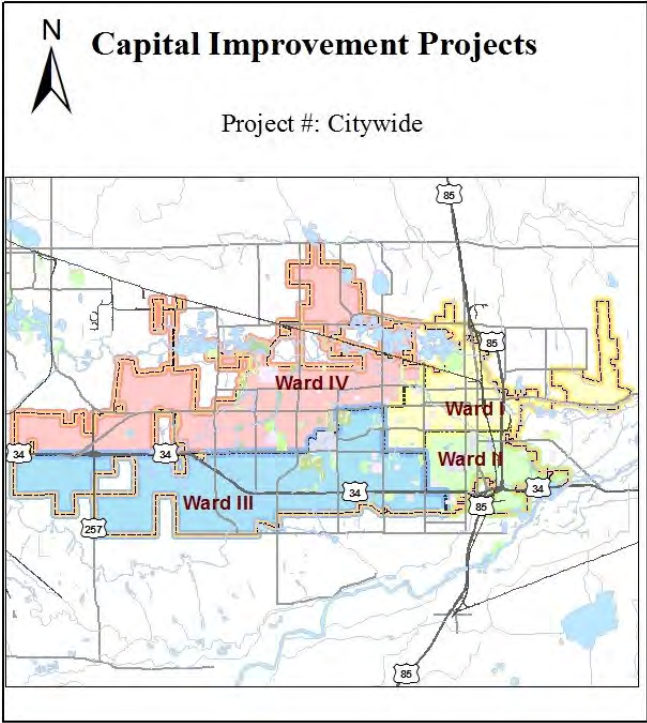
Revenue Detail:

None

Impact on Operating Budget:

None

GL Account	Description	Previous 3 Years	2016 Actual	2017 Revised Budget	2018	2019	2020	2021	2022	Grand Total
Revenue										
	Fund Balance	272,605	148,018	-	-	-	-	-	-	420,623
4611	Plant Investment Fees	-	-	135,000	50,000	50,000	50,000	-	-	285,000
Total Revenue		\$272,605	\$148,018	\$135,000	\$50,000	\$50,000	\$50,000	-	-	\$705,623
Expense										
8212	Land/Building Cost/Demolition	272,605	148,018	135,000	50,000	50,000	50,000	-	-	705,623
Total Expense		\$272,605	\$148,018	\$135,000	\$50,000	\$50,000	\$50,000	-	-	\$705,623
Net Total		-	-	-	-	-	-	-	-	-



Bellvue Pipeline-Gold Hill Segment

Project Number:	405.3	Budget Year:	2018
Division:	Transmission/Distribution	Council Priority:	Infrastructure & Growth- Environmental Infrastr'r
Project Type:	Water Construction Transmission & Distribution	Regions:	5- Outside City
Fund:	Water Construction	Location:	South of Windsor
Project Manager:	Dan Moore	Budget Unit #:	Unassigned
Project Status:	Funded		

Description:

This project is the Design and Construction of the Gold Hill Segment of the 60" Bellvue Transmission Main. It is approximately 4 miles long and will extend along HWY 257 from the Poudre River in Windsor south to Gold Hill. Final route selection, permit and easement acquisition, design and construction will be part of this multi-year project.

Discussion of Progress:

Preliminary route selection is nearing completion.

Justification:

To secure Greeley's water future, the 2003 Water Master Plan instituted a policy to expand the transmission system when demand reaches 90% of system capacity. The 60" transmission pipeline is being constructed in multiple segments over several years to connect the Bellvue Water Treatment Plant to customers in Greeley. By Fall of 2017, 25 of the total 29 miles will be complete. The 4-mile Gold Hill Segment will be the final Phase of the project.

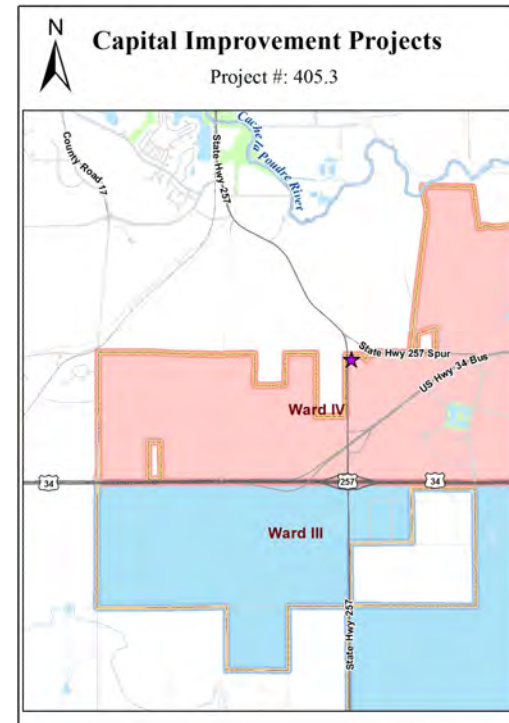
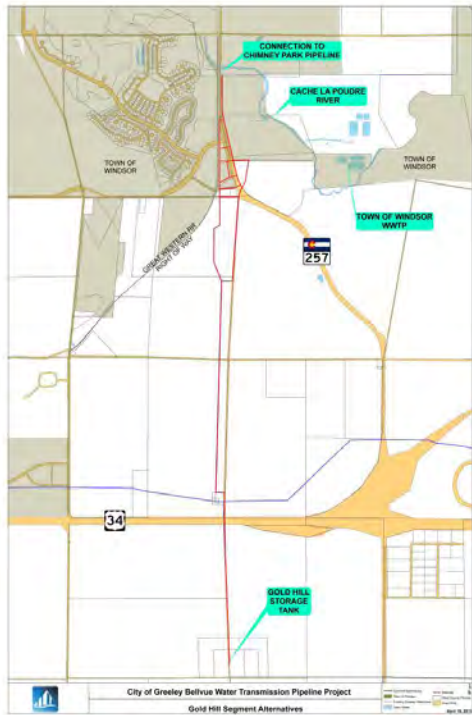
Revenue Detail:

No additional information

Impact on Operating Budget:

None

GL Account	Description	Previous 3		2017 Revised Budget	2018	2019	2020	2021	2022	Grand Total
		Years	2016 Actual							
Revenue										
4611	Plant Investment Fees	-	-	-	150,000	150,000	1,215,000	2,000,000	2,000,000	5,515,000
Total Revenue		-	-	-	\$150,000	\$150,000	\$1,215,000	\$2,000,000	\$2,000,000	\$5,515,000
Expense										
8202	Construction	-	-	-	-	-	1,000,000	1,800,000	1,800,000	4,600,000
8204	Contingency	-	-	-	-	-	-	135,000	135,000	270,000
8206	Design Fees	-	-	-	-	-	130,000	-	-	130,000
8212	Land/Building Cost/Demolition	-	-	-	100,000	100,000	-	-	-	200,000
8229	Professional Services	-	-	-	45,000	45,000	33,000	-	-	123,000
8232	Project Management	-	-	-	5,000	5,000	20,000	20,000	20,000	70,000
8240	Testing And Inspection	-	-	-	-	-	20,000	25,000	25,000	70,000
9303	Public Art Fund	-	-	-	-	-	12,000	20,000	20,000	52,000
Total Expense		-	-	-	\$150,000	\$150,000	\$1,215,000	\$2,000,000	\$2,000,000	\$5,515,000
Net Total		-	-	-	-	-	-	-	-	-



Residuals Gravity Thickener - Bellvue

Project Number:	2151	Budget Year:	2018
Division:	Treatment and Supply	Council Priority:	Infrastructure & Growth- Environmental Infrast'r
Project Type:	Water Construction Treatment	Regions:	5- Outside City
Fund:	Water Construction	Location:	Bellvue Filter Plant
Project Manager:	Sam Boone	Budget Unit #:	4050088083990000
Project Status:	Funded		

Description:

Design in 2021 and construct in 2022 a 2nd residuals gravity thickener with cover at the Bellvue Water Treatment Plant.

Discussion of Progress:

Planning

Justification:

Phase I of the residuals handling facilities was designed for a plant production rate of 25 million gallons per day (mgd). Current plant rating by the State is 35 mgd. The wild fires of 2011 and 2012 and the flooding in 2013 have significantly altered the raw water quality requiring increased chemical dosing with increased residuals production. The 2nd gravity thickener will provide acceptable solids loading for these increases and increased production.

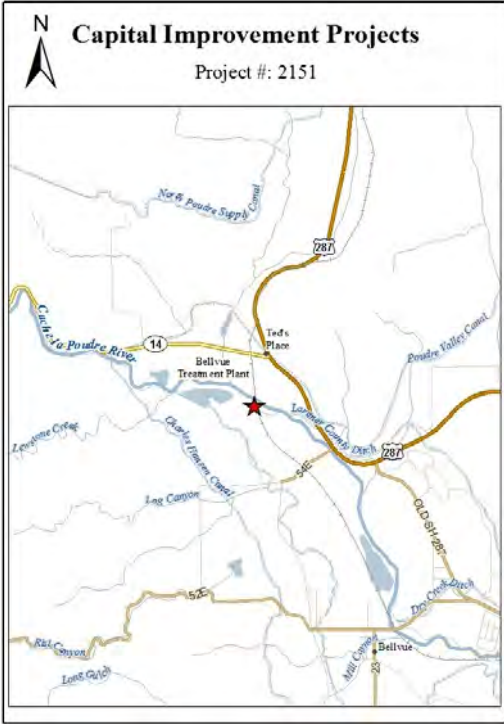
Revenue Detail:

None

Impact on Operating Budget:

None

GL Account	Description	Previous 3 Years	2016 Actual	2017 Revised Budget	2018	2019	2020	2021	2022	Grand Total
Revenue										
	Fund Balance	500	-	56,000	-	-	-	-	-	56,500
4611	Plant Investment Fees	-	-	-	-	-	-	184,000	1,716,040	1,900,040
Total Revenue		\$500	-	\$56,000	-	-	-	\$184,000	\$1,716,040	\$1,956,540
Expense										
8202	Construction	-	-	-	-	-	-	-	1,654,000	1,654,000
8206	Design Fees	-	-	48,000	-	-	-	166,000	-	214,000
8214	Legal Publications	-	-	1,000	-	-	-	-	500	1,500
8232	Project Management	-	-	3,000	-	-	-	8,000	25,000	36,000
8236	Soils Investigation	-	-	-	-	-	-	10,000	-	10,000
8238	Surveying	-	-	4,000	-	-	-	-	-	4,000
8240	Testing And Inspection	-	-	-	-	-	-	-	20,000	20,000
9303	Public Art Fund	500	-	-	-	-	-	-	16,540	17,040
Total Expense		\$500	-	\$56,000	-	-	-	\$184,000	\$1,716,040	\$1,956,540
Net Total		-	-	-	-	-	-	-	-	-





Disinfection Outreach and Verification

Project Number:	405.4	Budget Year:	2018
Division:	Treatment and Supply	Council Priority:	Infrastructure & Growth- Environmental Infrastr'r
Project Type:	Water Construction Treatment	Regions:	5- Outside City
Fund:	Water Construction	Location:	Bellvue and Boyd Water Treatment Plants
Project Manager:	Adam Prior	Budget Unit #:	Unassigned
Project Status:	Funded		

Description:

The goal of the project is to install online sampling instrumentation on Greeley's' transmission lines and/or water treatment plants, and construct other necessary improvements as needed to comply with surface water treatment rule and Disinfection Outreach and Verification Effort program by CDPHE.

Discussion of Progress:

Planning

Justification:

Colorado Department of Public Health and Environment (CDPHE) conducted a sanitary survey at both Greeley's WTPs on August 26, 2016. The survey contained several recommendations to be implemented in order for the plant to be in compliance with surface water treatment rule and have adequate disinfection inactivation capabilities. This project is regulatory/compliance driven. The entire scope of necessary improvements will be determined upon completion of Disinfection Evaluation study this year.

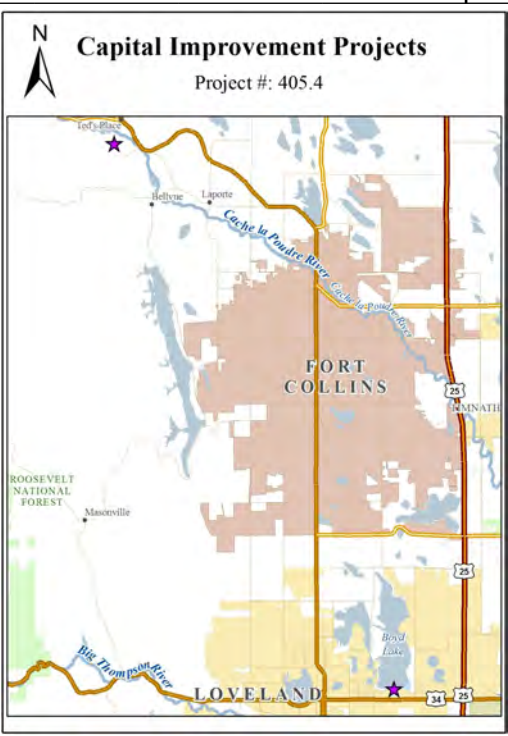
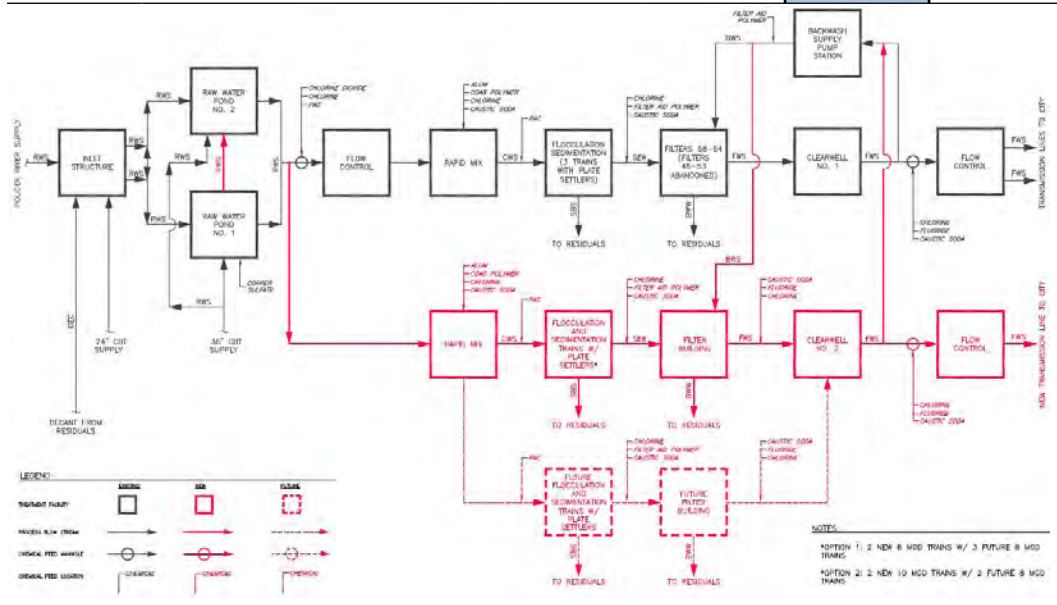
Revenue Detail:

No additional information

Impact on Operating Budget:

None

GL Account	Description	Previous 3		2017 Revised	2018	2019	2020	2021	2022	Grand Total
		Years	2016 Actual	Budget						
Revenue										
4611	Plant Investment Fees	-	-	-	2,860,000	-	-	-	-	2,860,000
Total Revenue		-	-	-	\$2,860,000	-	-	-	-	\$2,860,000
Expense										
8202	Construction	-	-	-	2,413,000	-	-	-	-	2,413,000
8206	Design Fees	-	-	-	280,000	-	-	-	-	280,000
8214	Legal Publications	-	-	-	2,000	-	-	-	-	2,000
8226	Permits, Fees, Etc	-	-	-	10,000	-	-	-	-	10,000
8232	Project Management	-	-	-	65,000	-	-	-	-	65,000
8238	Surveying	-	-	-	10,000	-	-	-	-	10,000
8240	Testing And Inspection	-	-	-	80,000	-	-	-	-	80,000
Total Expense		-	-	-	\$2,860,000	-	-	-	-	\$2,860,000
Net Total		-	-	-	-	-	-	-	-	-



Bellvue Two Million Gallon Clearwell

Project Number:	378	Budget Year:	2018
Division:	Treatment and Supply	Council Priority:	Infrastructure & Growth- Environmental Infrastr'r
Project Type:	Water Construction Treatment	Regions:	5- Outside City
Fund:	Water Construction	Location:	Bellvue Filter Plant
Project Manager:	Sam Boone	Budget Unit #:	Unassigned
Project Status:	Funded		

Description:

Design and construct a 2 million gallon (mg) clearwell, piping, and chemical injection in tandem with the existing clearwell.

Discussion of Progress:

Planning

Justification:

Colorado Department of Health & Environment (CDPHE) Design Criteria requires sufficient storage volume to backwash several filters in rapid succession without the filters having to follow fluctuations in water use. Design criteria also requires two clearwell compartments. We do not currently meet CDPHE guidelines; plant flows currently have to be raised four to six million gallons per day (mgd) during filter backwashing and there is only one compartment in the existing clearwell.

Revenue Detail:

None

Impact on Operating Budget:

None

GL Account	Description	Previous 3			2018	2019	2020	2021	2022	Grand Total
		Years	2016 Actual	2017 Revised Budget						
Revenue										
4611	Plant Investment Fees	-	-	-	-	-	-	490,000	4,524,400	5,014,400
Total Revenue		-	-	-	-	-	-	\$490,000	\$4,524,400	\$5,014,400
Expense										
8202	Construction	-	-	-	-	-	-	-	4,390,000	4,390,000
8206	Design Fees	-	-	-	-	-	-	440,000	-	440,000
8214	Legal Publications	-	-	-	-	-	-	-	500	500
8232	Project Management	-	-	-	-	-	-	20,000	50,000	70,000
8236	Soils Investigation	-	-	-	-	-	-	25,000	-	25,000
8238	Surveying	-	-	-	-	-	-	5,000	-	5,000
8240	Testing And Inspection	-	-	-	-	-	-	-	40,000	40,000
9303	Public Art Fund	-	-	-	-	-	-	-	43,900	43,900
Total Expense		-	-	-	-	-	-	\$490,000	\$4,524,400	\$5,014,400
Net Total		-	-	-	-	-	-	-	-	-



Residuals Gravity Thickener - Boyd

Project Number:	405.5	Budget Year:	2018
Division:	Treatment and Supply	Council Priority:	Infrastructure & Growth- Environmental Infrast'r
Project Type:	Water Construction Treatment	Regions:	5- Outside City
Fund:	Water Construction	Location:	Boyd Water Treatment Plant
Project Manager:	Adam Prior	Budget Unit #:	Unassigned
Project Status:	Funded		

Description:

Design in 2022 and construct in 2023 a residuals gravity thickener with cover at the Boyd Water Treatment Plant.

Discussion of Progress:

Planning

Justification:

The raw water quality at Boyd Lake requires increased chemical dosing with increased residuals production. The additional gravity thickener will provide acceptable solids loading for the increased production of residuals.

Revenue Detail:

No additional information

Impact on Operating Budget:

None

GL Account	Description	Previous 3 Years	2016 Actual	2017 Revised Budget	2018	2019	2020	2021	2022	Grand Total
Revenue										
4611	Plant Investment Fees	-	-	-	-	-	-	-	182,000	182,000
Total Revenue		-	-	-	-	-	-	-	\$182,000	\$182,000
Expense										
8206	Design Fees	-	-	-	-	-	-	-	166,000	166,000
8232	Project Management	-	-	-	-	-	-	-	8,000	8,000
8236	Soils Investigation	-	-	-	-	-	-	-	8,000	8,000
Total Expense		-	-	-	-	-	-	-	\$182,000	\$182,000
Net Total		-	-	-	-	-	-	-	-	-







Water Capital Replacement

Fund 406



2018 - 2022 Five Year Plan

406 - Water Capital Replacement

	2016 Actual	2017 Original Budget	2017 Revised Budget	2018	2019	2020	2021	2022	Total 2018 - 2022
Beginning Available Cash Balance	\$20,618,513	\$18,222,491	\$18,222,491	\$7,193,663	\$615,872	(\$2,202,280)	(\$2,940,475)	(\$2,426,032)	

Revenues

GL	Description	2016 Actual	2017 Original	2017	2018	2019	2020	2021	2022	2018-2022
4321	State Grants	-	-	438,733	-	-	-	-	-	-
4464	Labor & Materials	1,479	-	-	-	-	-	-	-	-
4724	Expense Reimbursement	32,030	-	-	-	-	-	-	-	-
53**	Water Rates	7,520,096	7,953,637	7,953,637	8,212,175	8,936,327	9,093,354	9,306,852	8,677,712	44,226,420
56**	Investment Earnings	270,826	12,458	12,458	35,463	23,044	17,602	10,494	6,362	92,965
5812	Damages Recovered	7,439	-	-	-	-	-	-	-	-
5902	Bond Proceeds	-	23,000,000	-	20,000,000	-	7,000,000	-	-	27,000,000
Total Revenue		\$7,831,870	\$30,966,095	\$8,404,828	\$28,247,638	\$8,959,371	\$16,110,956	\$9,317,346	\$8,684,074	\$71,319,385

Expenditures

Page	Project	Title	2016 Actual	2017 Original	2017	2018	2019	2020	2021	2022	2018 - 2022
Investments / Rebates / Transfers / Other											
	339	Investment Charges	16,666	1,744	1,744	3,729	2,423	1,851	1,103	669	9,775
Water Replacement Supply											
	406.3	Milton Seaman Effluent Tunnel	133,059	-	-	-	-	-	-	-	-
	373	Lions Park Mitigation Project Repair	1,164	-	18,932	-	-	-	-	-	-
	374	Bellvue Pond 2 Repair	29,669	-	4,987	-	-	-	-	-	-
	406.11	Greeley Water History	103,127	-	181,070	-	-	-	-	-	-
	406.19	Hourglass Outlet Gates and Comanche Outlet Rehab	35,838	-	552,663	-	-	-	-	-	-
	841	Cache la Poudre River Turnout Rehabilitation	695,864	560,000	782,347	-	-	-	-	-	-
	406.17	Milton Seaman Bridge Replacement	33,457	645,000	741,543	-	-	-	-	-	-
688	406.10	Water Operations Master Plan	105,449	100,000	100,000	50,000	40,000	25,000	-	-	115,000
690	174	Ancillary System Improvements	45,374	365,000	365,000	365,000	365,000	365,000	365,000	365,000	1,825,000
692	425	Non-Potable Replacement Rehabilitation	86,706	126,000	184,130	126,000	126,000	126,000	132,000	132,000	642,000
	2160	Non-Potable Master Plan	-	50,000	50,000	-	-	-	-	-	-
696	2162	Milton Seaman Outlet Works Evaluation	-	300,000	347,000	278,000	415,000	5,565,000	-	-	6,258,000
700	406.21	Water Efficiency Tactical Team	-	200,000	200,000	200,000	200,000	-	-	-	400,000
702	406.22	Water Resource Advertisement Campaign	-	300,000	300,000	400,000	150,000	-	-	-	550,000
704	406.24	Bellvue Intake Maintenance Phase 2	-	-	-	977,000	-	-	-	-	977,000
706	406.25	Poudre Ponds Erosion Protection	-	-	-	800,000	-	-	-	-	800,000
708	406.32	Lake Loveland Intake Gates Replacement	-	-	-	27,000	561,000	-	-	-	588,000

Water Replacement Transmission & Distribution			2016 Actual	2017 Original	2017	2018	2019	2020	2021	2022	2018 - 2022
	2159	Bellvue Filter Media Support Replacement	412	-	-	-	-	-	-	-	-
	2165	Transmission Line Customers Re-Route	1,895	-	-	-	-	-	-	-	-
	406.1	Bellvue Chemical Lines Rehabilitation	206	-	-	-	-	-	-	-	-
	437	Water Resources Master Plan	122,971	-	517,029	-	-	-	-	-	-
710	65	Treated Water Reservoir Rehabilitation	5,873	36,000	55,517	36,000	88,500	88,500	40,000	40,000	293,000
714	67	Meter Replacement	102,431	325,000	485,851	300,000	300,000	300,000	300,000	300,000	1,500,000
716	68	Transmission System Rehabilitation	986,342	1,906,000	2,359,265	1,779,000	2,279,000	2,279,000	1,579,000	1,579,000	9,495,000
720	69	Distribution Pipeline Replacement	1,371,706	1,908,000	1,938,900	900,000	900,000	900,000	900,000	900,000	4,500,000
724	71	Fire Hydrant Replacement	58,632	77,000	77,000	77,000	77,000	77,000	77,000	77,000	385,000
728	72	Valve Replacement	105,729	99,000	99,000	99,000	99,000	99,000	99,000	99,000	495,000
730	188	Capital Outlay Replacement - Water	829,679	828,500	928,904	890,000	230,000	180,000	140,000	90,000	1,530,000
734	406.7	Asset Management System - Water and Sewer	4,395	15,000	15,000	120,000	20,000	20,000	20,000	20,000	200,000
	2156	Bellvue Raw Water Line Replacement	-	-	303,859	-	-	-	-	-	-
736	406.8	Distribution System Model & Master Plan	-	355,000	355,000	300,000	-	-	-	-	300,000
738	406.12	Gold Hill Tank Repair	-	1,262,600	1,262,600	27,000	-	-	-	-	27,000
742	406.13	W&S Facilities Program	-	-	-	-	-	-	-	4,000,000	4,000,000
Water Replacement Treatment											
	406.20	Water Security Projects	490	17,000	72,881	-	-	-	-	-	-
	2158	Boyd Raw Water Line Maintenance	11,940	-	399,524	-	-	-	-	-	-
	406.18	Bellvue Road & Bridge Realignment	58,570	-	941,431	-	-	-	-	-	-
744	406.9	Bellvue Needs Assessment Projects	647,977	22,722,000	22,722,000	200,700	284,600	821,800	67,300	-	1,374,400
748	705	Bellvue Water Treatment Plant General Rehabilitation	316,000	355,000	389,500	613,000	275,000	325,000	325,000	325,000	1,863,000
752	341	Boyd Water Treatment Plant - General Rehabilitation	258,775	373,000	470,441	535,000	510,000	325,000	325,000	325,000	2,020,000
756	342	Instrumentation & Controls - Water	177,624	200,000	226,538	200,000	200,000	200,000	200,000	200,000	1,000,000
760	872	Boyd WTP Needs Assessment Projects	3,879,876	11,907,400	11,907,400	-	4,623,000	4,101,000	4,042,000	-	12,766,000
	406.16	Boyd WTP Plant #2 Demolition	-	456,000	456,000	-	-	-	-	-	-
	2157	Bellvue Raw Water Line Sediment Flush	-	-	250,000	-	-	-	-	-	-
764	406.26	Boyd Filter Media Replacement	-	-	-	800,000	-	-	-	-	800,000
766	406.27	Boyd High Service Pumping Rehabilitation	-	-	-	-	32,000	655,000	-	-	687,000
768	406.28	Bellvue Backwash Return Pipe Replacement	-	-	-	-	-	395,000	-	-	395,000
770	406.29	Boyd Microstrainer Building Remodel	-	-	-	-	-	-	71,000	843,000	914,000
772	406.30	Bellvue '46-'53 Filter Building Remodel	-	-	-	-	-	-	119,500	1,314,500	1,434,000
Total Expenditures			\$10,227,892	\$45,490,244	\$50,063,056	\$10,103,429	\$11,777,523	\$16,849,151	\$8,802,903	\$10,610,169	\$58,143,175
Timing of Expenditure Payments			-	-	(\$30,629,400)	\$24,722,000	-	-	-	-	-
Ending Available Cash Balance			\$18,222,491	\$3,698,342	\$7,193,663	\$615,872	(\$2,202,280)	(\$2,940,475)	(\$2,426,032)	(\$4,352,127)	

2018 - 2022 Five Year Plan Comparison to Previous Budget Year

406 - Water Capital Replacement

	2018 Original	2018	2019 Original	2019	2020 Original	2020	2021 Original	2021	2022 Original	2022	Total 2018 - 2022 Original	2018-2022
Beginning Available Cash Balance	\$7,193,663	\$7,193,663	(\$8,150,015)	\$615,872	(\$1,047,108)	(\$2,202,280)	\$1,469,608	(\$2,940,475)	\$7,936,906	(\$2,426,032)		

Revenues

GL	Description	2018 Original	2018	2019 Original	2019	2020 Original	2020	2021 Original	2021	2022 Original	2022	2018-2022 Original	2018-2022
53**	Water Rates	8,746,792	8,212,175	9,218,407	8,936,327	9,454,216	9,093,354	9,487,226	9,306,852	-	8,677,712	36,906,641	44,226,420
56**	Investment Earnings	8,988	35,463	-	23,044	-	17,602	9,735	10,494	-	6,362	18,723	92,965
5902	Bond Proceeds	-	20,000,000	10,000,000	-	-	7,000,000	9,000,000	-	-	-	19,000,000	27,000,000
Total Revenue		\$8,755,780	\$28,247,638	\$19,218,407	\$8,959,371	\$9,454,216	\$16,110,956	\$9,317,346	\$9,317,346	-	\$8,684,074	\$55,925,364	\$71,319,385

Expenditures

Page	Project	Title	2018 Original	2018	2019 Original	2019	2020 Original	2020	2021 Original	2021	2022 Original	2022	2018-2022 Original	2018 - 2022
Investments / Rebates / Transfers / Other														
	339	Investment Charges	1,258	3,729	-	2,423	-	1,851	1,363	1,103	-	669	2,621	9,775
Water Replacement Supply														
688	406.10	Water Operations Master Plan	-	50,000	-	40,000	-	25,000	-	-	-	-	-	115,000
690	174	Ancillary System Improvements	365,000	365,000	365,000	365,000	365,000	365,000	365,000	365,000	-	365,000	1,460,000	1,825,000
692	425	Non-Potable Replacement Rehabilitation	126,000	126,000	132,000	126,000	132,000	126,000	132,000	132,000	-	132,000	522,000	642,000
696	2162	Milton Seaman Outlet Works Evaluation	-	278,000	-	415,000	-	5,565,000	-	-	-	-	-	6,258,000
700	406.21	Water Efficiency Tactical Team	200,000	200,000	-	200,000	-	-	-	-	-	-	200,000	400,000
702	406.22	Water Resource Advertisement Campaign	300,000	400,000	-	150,000	-	-	-	-	-	-	300,000	550,000
704	406.24	Bellvue Intake Maintenance Phase 2	-	977,000	-	-	-	-	-	-	-	-	-	977,000
706	406.25	Poudre Ponds Erosion Protection	-	800,000	-	-	-	-	-	-	-	-	-	800,000
708	406.32	Lake Loveland Intake Gates Replacement	-	27,000	-	561,000	-	-	-	-	-	-	-	588,000
	406.15	Boyd Water Quality Study	-	-	250,000	-	150,000	-	-	-	-	-	400,000	-
Water Replacement Transmission & Distribution														
710	65	Treated Water Reservoir Rehabilitation	36,000	36,000	88,500	88,500	88,500	88,500	40,000	40,000	-	40,000	253,000	293,000
714	67	Meter Replacement	325,000	300,000	325,000	300,000	325,000	300,000	325,000	300,000	-	300,000	1,300,000	1,500,000
716	68	Transmission System Rehabilitation	1,752,000	1,779,000	1,579,000	2,279,000	1,579,000	2,279,000	1,579,000	1,579,000	-	1,579,000	6,489,000	9,495,000
720	69	Distribution Pipeline Replacement	1,325,000	900,000	900,000	900,000	900,000	900,000	900,000	900,000	-	900,000	4,025,000	4,500,000
	2156	Bellvue Raw Water Line Replacement	-	-	373,000	-	660,000	-	6,874,300	-	-	-	7,907,300	-
724	71	Fire Hydrant Replacement	77,000	77,000	77,000	77,000	77,000	77,000	77,000	77,000	-	77,000	308,000	385,000
728	72	Valve Replacement	99,000	99,000	99,000	99,000	99,000	99,000	99,000	99,000	-	99,000	396,000	495,000
730	188	Capital Outlay Replacement - Water	760,000	890,000	510,000	230,000	490,000	180,000	560,000	140,000	-	90,000	2,320,000	1,530,000
734	406.7	Asset Management System - Water and Sewer	15,000	120,000	15,000	20,000	-	20,000	-	20,000	-	20,000	30,000	200,000
736	406.8	Distribution System Model & Master Plan	300,000	300,000	-	-	-	-	-	-	-	-	300,000	300,000
738	406.12	Gold Hill Tank Repair	27,000	27,000	-	-	-	-	-	-	-	-	27,000	27,000
742	406.13	W&S Facilities Program	-	-	4,000,000	-	-	-	-	-	-	4,000,000	4,000,000	4,000,000
	406.23	Bellvue Raw Water Line Permitting	250,000	-	250,000	-	-	-	-	-	-	-	500,000	-

Water Replacement Treatment		2018 Original	2018	2019 Original	2019	2020 Original	2020	2021 Original	2021	2022 Original	2022	2018-2022 Original	2018 - 2022
	406.20 Water Security Projects	17,000	-	17,000	-	17,000	-	17,000	-	-	-	68,000	-
744	406.9 Bellvue Needs Assessment Projects	130,000	200,700	1,455,000	284,600	440,000	821,800	-	67,300	-	-	2,025,000	1,374,400
748	705 Bellvue Water Treatment Plant General Rehabilitation	283,000	613,000	191,000	275,000	191,000	325,000	191,000	325,000	-	325,000	856,000	1,863,000
752	341 Boyd Water Treatment Plant - General Rehabilitation	240,000	535,000	160,000	510,000	160,000	325,000	160,000	325,000	-	325,000	720,000	2,020,000
756	342 Instrumentation & Controls - Water	200,000	200,000	200,000	200,000	200,000	200,000	200,000	200,000	-	200,000	800,000	1,000,000
760	872 Boyd WTP Needs Assessment Projects	86,500	-	1,129,000	4,623,000	1,064,000	4,101,000	509,000	4,042,000	-	-	2,788,500	12,766,000
764	406.26 Boyd Filter Media Replacement	-	800,000	-	-	-	-	-	-	-	-	-	800,000
766	406.27 Boyd High Service Pumping Rehabilitation	-	-	-	32,000	-	655,000	-	-	-	-	-	687,000
768	406.28 Bellvue Backwash Return Pipe Replacement	-	-	-	-	-	395,000	-	-	-	-	-	395,000
770	406.29 Boyd Microstrainer Building Remodel	-	-	-	-	-	-	-	71,000	-	843,000	-	914,000
772	406.30 Bellvue '46-'53 Filter Building Remodel	-	-	-	-	-	-	-	119,500	-	1,314,500	-	1,434,000
Total Expenditures		\$6,914,758	\$10,103,429	\$12,115,500	\$11,777,523	\$6,937,500	\$16,849,151	\$12,029,663	\$8,802,903	-	\$10,610,169	\$37,997,421	\$58,143,175
Timing of Expenditure Payments		\$17,184,700	\$24,722,000	-	-	-	-	-	-	-	-	-	-
Ending Available Cash Balance		(\$8,150,015)	\$615,872	(\$1,047,108)	(\$2,202,280)	\$1,469,608	(\$2,940,475)	\$7,936,906	(\$2,426,032)	\$7,936,906	(\$4,352,127)		

Water Operations Master Plan

Project Number:	406.10	Budget Year:	2018
Division:	Water General Management	Council Priority:	Infrastructure & Growth- Public Facilities & Equip
Project Type:	Water Replacement Supply	Regions:	0 - Multiple Wards
Fund:	Water Capital Replacement	Location:	City wide
Project Manager:	Adam Prior	Budget Unit #:	4060088084190000
Project Status:	Funded		

Description:

The Water Operations Plan is a SharePoint system designed for capturing and documenting the copious amounts of paper data the water and sewer department has. It is also capturing the vast knowledge of an aging workforce before they retire.

Discussion of Progress:

Thus far, the Water Operations Plan has a solid organization, functional metadata, extensive searchability features, and significant backloading of historical data/documents. It has also undergone an enhancement to include a workflow for employee files and an onboarding program.

Justification:

The Water Operations Plan is becoming a primary tool for operational, record and workflow needs in the department. As data is being uploaded and staff begins to use it more regularly, upgrading and enhancements are becoming more prevalent.

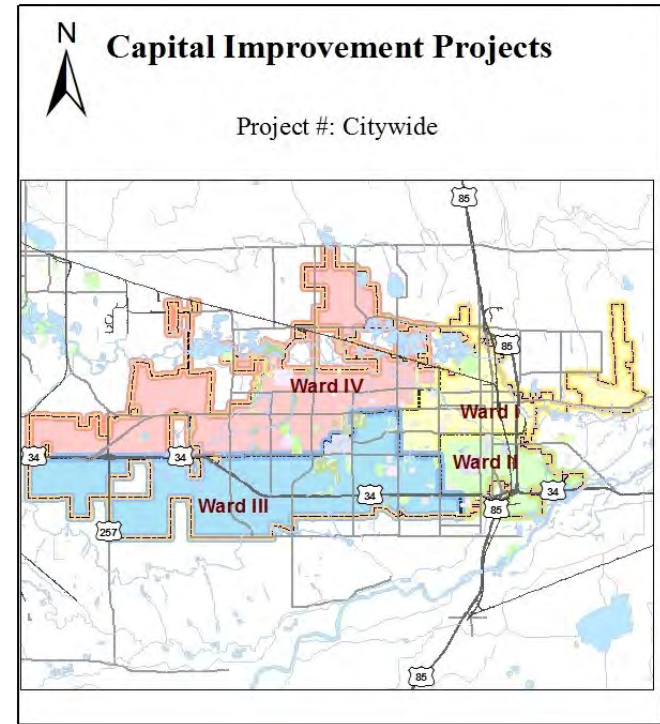
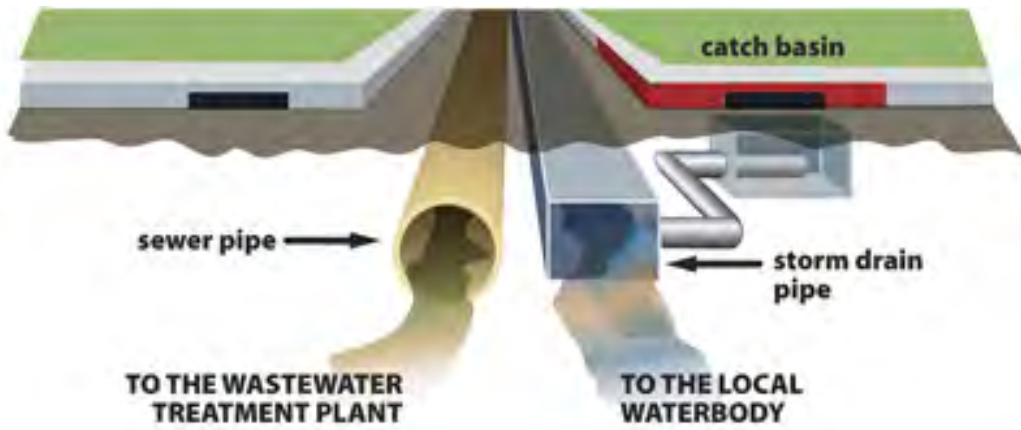
Revenue Detail:

None

Impact on Operating Budget:

None

GL Account	Description	Previous 3 Years	2016 Actual	2017 Revised Budget	2018	2019	2020	2021	2022	Grand Total
Revenue										
	Fund Balance	59,839	105,449	-	-	-	-	-	-	165,288
53**	Water Rates	-	-	100,000	50,000	40,000	25,000	-	-	215,000
Total Revenue		\$59,839	\$105,449	\$100,000	\$50,000	\$40,000	\$25,000	-	-	\$380,288
Expense										
8229	Professional Services	59,839	103,910	90,000	35,000	35,000	25,000	-	-	348,749
8232	Project Management	-	1,539	10,000	15,000	5,000	-	-	-	31,539
Total Expense		\$59,839	\$105,449	\$100,000	\$50,000	\$40,000	\$25,000	-	-	\$380,288
Net Total		-	-	-	-	-	-	-	-	-



Ancillary System Improvements

Project Number:	174	Budget Year:	2018
Division:	Water Capital Improvement	Council Priority:	Infrastructure & Growth- Environmental Infrastr'r
Project Type:	Water Replacement Supply	Regions:	0 - Multiple Wards
Fund:	Water Capital Replacement	Location:	City wide
Project Manager:	Christie Coleman	Budget Unit #:	4060088088580000
Project Status:	Funded		

Description:

This program provides contributions for capital repairs of irrigation ditches and pumping systems of which the City is part owner.

Discussion of Progress:

Annual program

Justification:

As a part owner of various irrigation ditches, the department has the responsibility to participate in the cost and maintenance of aging ditch and lateral infrastructure.

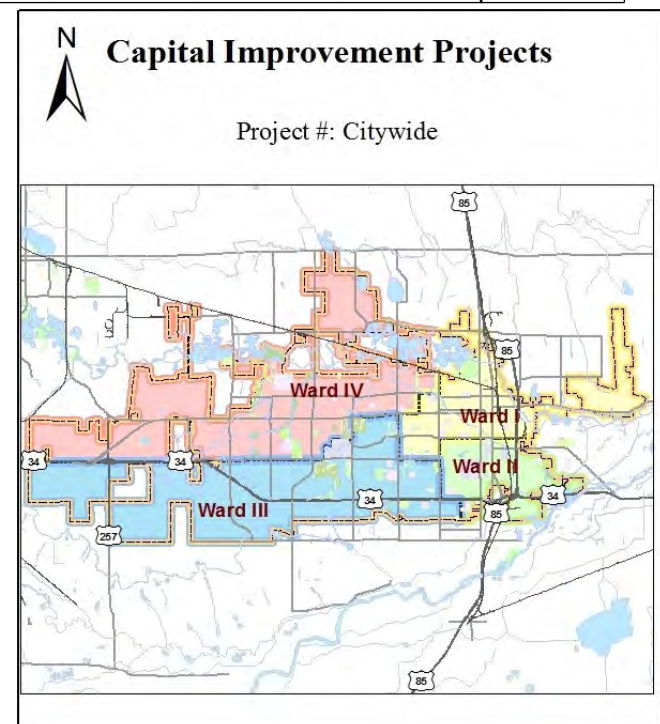
Revenue Detail:

None

Impact on Operating Budget:

None

GL Account	Description	Previous 3 Years	2016 Actual	2017 Revised Budget	2018	2019	2020	2021	2022	Grand Total
Revenue										
	Fund Balance	585,758	45,374	-	-	-	-	-	-	631,132
53**	Water Rates	-	-	365,000	365,000	365,000	365,000	365,000	365,000	2,190,000
Total Revenue		\$585,758	\$45,374	\$365,000	\$365,000	\$365,000	\$365,000	\$365,000	\$365,000	\$2,821,132
Expense										
8202	Construction	533,652	44,357	300,000	300,000	300,000	300,000	300,000	300,000	2,378,009
8206	Design Fees	15,492	-	30,000	30,000	30,000	30,000	30,000	30,000	195,492
8214	Legal Publications	87	-	-	-	-	-	-	-	87
8216	Miscellaneous	5,819	-	18,000	18,000	18,000	18,000	18,000	18,000	113,819
8224	Operating Supplies	-	66	-	-	-	-	-	-	66
8229	Professional Services	37	-	-	-	-	-	-	-	37
8232	Project Management	30,671	951	17,000	17,000	17,000	17,000	17,000	17,000	133,621
Total Expense		\$585,758	\$45,374	\$365,000	\$365,000	\$365,000	\$365,000	\$365,000	\$365,000	\$2,821,132
Net Total		-	-	-	-	-	-	-	-	-



Non-Potable Replacement Rehabilitation

Project Number:	425	Budget Year:	2018
Division:	Water Capital Improvement	Council Priority:	Infrastructure & Growth- Environmental Infrastr'r
Project Type:	Water Replacement Supply	Regions:	0 - Multiple Wards
Fund:	Water Capital Replacement	Location:	City wide
Project Manager:	Roger Schmidt	Budget Unit #:	4060088088740000
Project Status:	Funded		

Description:

This item funds replacement or rehabilitation of non-potable pumps, piping, ponds, and related equipment. Water and Sewer is now responsible for maintaining non-potable assets that were Parks responsibility. This is an on-going project.

Discussion of Progress:

Ongoing effort

Justification:

Efficient economic operation of this program requires ongoing rehabilitation and replacement of features such as pumps, motors, controls, Supervisory Control and Data Acquisition (SCADA) equipment, pressure reducing valves, buildings and piping.

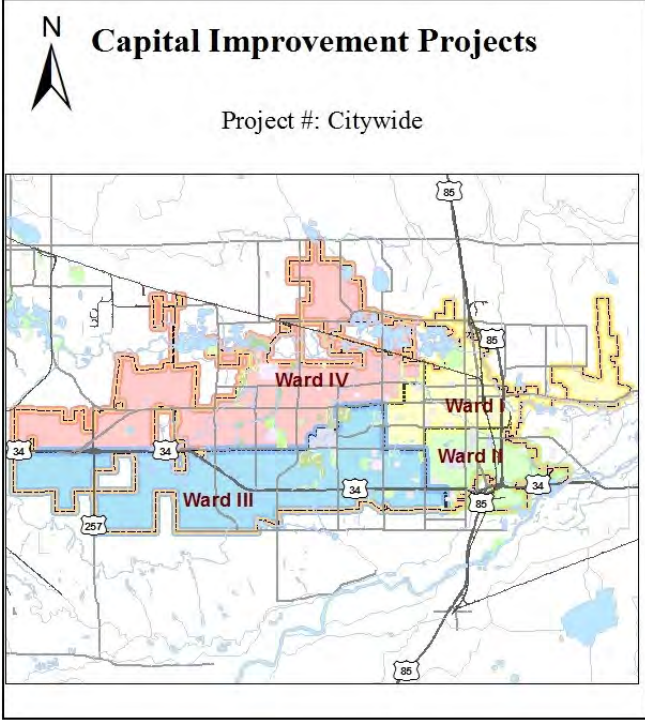
Revenue Detail:

None

Impact on Operating Budget:

The non-potable division has taken on assets that were being maintained by Parks. The electric budget in operating has increased to account for the increased pumping capacity.

GL Account	Description	Previous 3		2017 Revised	2018	2019	2020	2021	2022	Grand Total
		Years	2016 Actual	Budget						
Revenue										
	Fund Balance	115,355	86,706	58,130	-	-	-	-	-	260,190
53**	Water Rates	-	-	126,000	126,000	126,000	126,000	132,000	132,000	768,000
Total Revenue		\$115,355	\$86,706	\$184,130	\$126,000	\$126,000	\$126,000	\$132,000	\$132,000	\$1,028,190
Expense										
8202	Construction	6,731	-	25,000	25,000	25,000	25,000	30,000	30,000	166,731
8208	Furniture, Fixtures & Equipment	-	-	4,000	4,000	4,000	4,000	4,000	4,000	24,000
8214	Legal Publications	28	-	-	-	-	-	-	-	28
8216	Miscellaneous	-	-	8,000	8,000	8,000	8,000	8,000	8,000	48,000
8224	Operating Supplies	3,279	-	-	-	-	-	-	-	3,279
8232	Project Management	827	-	-	-	-	-	-	-	827
8234	Repair/Maintenance Supplies	104,490	86,706	138,130	80,000	80,000	80,000	80,000	80,000	729,325
8244	Capital Equipment >\$5,000	-	-	9,000	9,000	9,000	9,000	10,000	10,000	56,000
Total Expense		\$115,355	\$86,706	\$184,130	\$126,000	\$126,000	\$126,000	\$132,000	\$132,000	\$1,028,190
Net Total		-	-	-	-	-	-	-	-	-





Milton Seaman Outlet Works Evaluation

Project Number:	2162	Budget Year:	2018
Division:	Treatment and Supply	Council Priority:	Infrastructure & Growth- Environmental Infrastr'r
Project Type:	Water Replacement Supply	Regions:	5- Outside City
Fund:	Water Capital Replacement	Location:	Milton Seaman Reservoir
Project Manager:	Sam Boone	Budget Unit #:	4060088084090000
Project Status:	Funded		

Description:

An engineering evaluation of alternatives and preliminary design to replace the original reservoir outlet gates will occur in 2017. Permitting, surveying, & soils investigation in 2018, final design in 2019, construction in 2020.

Discussion of Progress:

Planning

Justification:

The original gates have withstood over 60 years of submergence in an anaerobic condition. The cast iron gate leaf seal channels have corroded and eroded to the point of compromising the brass seals allowing about 9 acre-feet/day to leak past the gates. This water is lost and can not be credited to our account. The condition will continue to deteriorate jeopardizing drought storage.

Revenue Detail:

None

Impact on Operating Budget:

None

GL Account	Description	Previous 3 Years	2016 Actual	2017 Revised Budget	2018	2019	2020	2021	2022	Grand Total
Revenue										
	Fund Balance	-	-	47,000	-	-	-	-	-	47,000
53**	Water Rates	-	-	300,000	278,000	415,000	5,565,000	-	-	6,558,000
Total Revenue		-	-	\$347,000	\$278,000	\$415,000	\$5,565,000	-	-	\$6,605,000
Expense										
8202	Construction	-	-	-	-	-	5,000,000	-	-	5,000,000
8204	Contingency	-	-	-	-	-	500,000	-	-	500,000
8206	Design Fees	-	-	326,000	50,000	400,000	-	-	-	776,000
8229	Professional Services	-	-	15,000	150,000	-	-	-	-	165,000
8232	Project Management	-	-	6,000	8,000	15,000	35,000	-	-	64,000
8236	Soils Investigation	-	-	-	50,000	-	-	-	-	50,000
8238	Surveying	-	-	-	20,000	-	-	-	-	20,000
8240	Testing And Inspection	-	-	-	-	-	30,000	-	-	30,000
Total Expense		-	-	\$347,000	\$278,000	\$415,000	\$5,565,000	-	-	\$6,605,000
Net Total		-	-	-	-	-	-	-	-	-





Water Efficiency Tactical Team

Project Number:	406.21	Budget Year:	2018
Division:	Water Capital Improvement	Council Priority:	Infrastructure & Growth- Environmental Infrastr'r
Project Type:	Water Replacement Supply	Regions:	0 - Multiple Wards
Fund:	Water Capital Replacement	Location:	City wide
Project Manager:	Eric Reckentine	Budget Unit #:	4060088084320000
Project Status:	Funded		

Description:

As Greeley plans for its future, water planning is critical. A major portion of this planning includes water conservation. This activity includes work items all meant to conserve and/or efficiently use our current and future water supplies. The work items include: continued implementation of the state approved Water Conservation Plan, approval and implementation of a new landscaping code, updating the non-potable water master plan, implementing a water budget rate structure and developing a water issues messaging campaign similar to the Greeley Unexpected program.

Discussion of Progress:

Planning

Justification:

Necessary to assure that the City responds to internal and external water supply challenges that have occurred since implementation of the conservation plan and landscape code amendments.

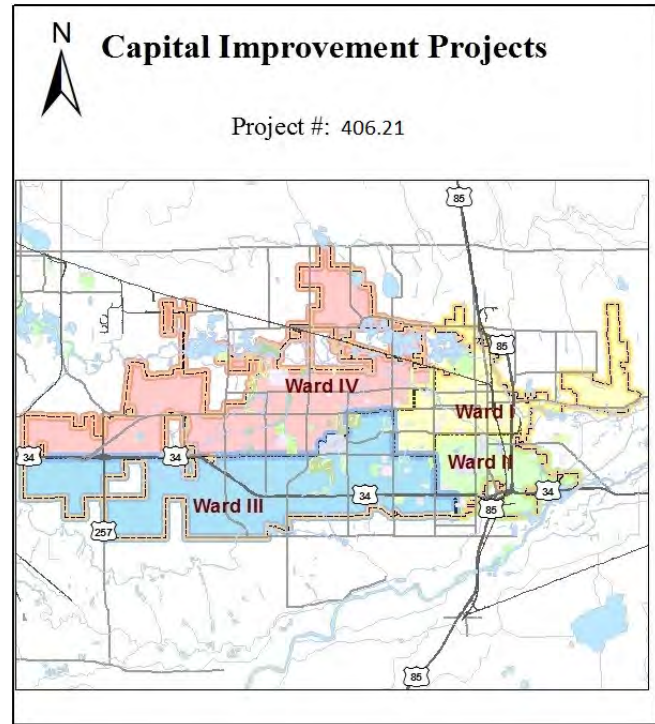
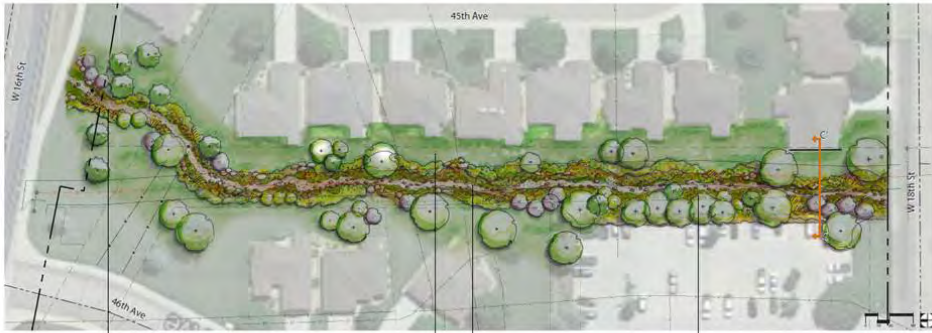
Revenue Detail:

No additional information

Impact on Operating Budget:

None

GL Account	Description	Previous 3 Years	2016 Actual	2017 Revised Budget	2018	2019	2020	2021	2022	Grand Total
Revenue										
53**	Water Rates	-	-	200,000	200,000	200,000	-	-	-	600,000
Total Revenue		-	-	\$200,000	\$200,000	\$200,000	-	-	-	\$600,000
Expense										
8216	Miscellaneous	-	-	50,000	50,000	50,000	-	-	-	150,000
8229	Professional Services	-	-	150,000	150,000	150,000	-	-	-	450,000
Total Expense		-	-	\$200,000	\$200,000	\$200,000	-	-	-	\$600,000
Net Total		-	-	-	-	-	-	-	-	-



Water Resource Advertisement Campaign

Project Number:	406.22	Budget Year:	2018
Division:	Water Capital Improvement	Council Priority:	Infrastructure & Growth- Environmental Infrast'r
Project Type:	Water Replacement Supply	Regions:	0 - Multiple Wards
Fund:	Water Capital Replacement	Location:	Region wide
Project Manager:	Eric Reckentine	Budget Unit #:	4060088084330000
Project Status:	Funded		

Description:

Water education campaign for rate payers and other key stakeholders in the region.

Discussion of Progress:

The project is starting its fourth phase.

Justification:

Greeley is growing into a regional water provider. As such, we take a lead role in water planning and infrastructure. We have recognized that our decisions and projects are likely to have public support when our residents and rate-payers understand how our system works, and how we secure their water future. This program is designed to offer the education that provides that understanding.

Revenue Detail:

No additional information


Impact on Operating Budget:

None

GL Account	Description	Previous 3 Years	2016 Actual	2017 Revised Budget	2018	2019	2020	2021	2022	Grand Total
Revenue										
53**	Water Rates	-	-	300,000	400,000	150,000	-	-	-	850,000
Total Revenue		-	-	\$300,000	\$400,000	\$150,000	-	-	-	\$850,000
Expense										
8216	Miscellaneous	-	-	-	50,000	-	-	-	-	50,000
8229	Professional Services	-	-	300,000	350,000	150,000	-	-	-	800,000
Total Expense		-	-	\$300,000	\$400,000	\$150,000	-	-	-	\$850,000
Net Total		-	-	-	-	-	-	-	-	-

we use H₂O too!

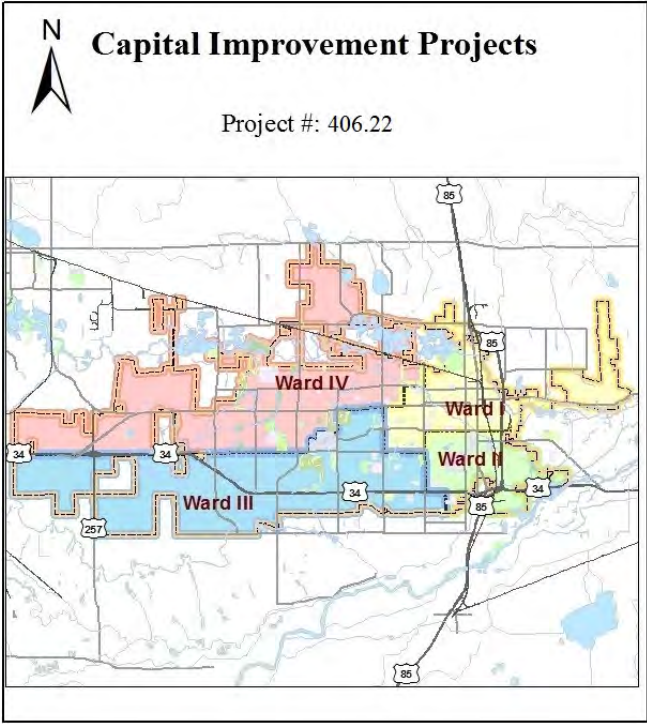
A healthy mind requires a healthy body - which starts with plenty of water.



water!
you can't live without it.

GreeleyH2O.com

Aims Community College supports
Greeley's Water and Sewer Department



Bellvue Intake Maintenance Phase 2

Project Number:	406.24	Budget Year:	2018
Division:	Treatment and Supply	Council Priority:	Infrastructure & Growth- Environmental Infrast'r
Project Type:	Water Replacement Supply	Regions:	5- Outside City
Fund:	Water Capital Replacement	Location:	Bellvue Water Treatment Plant
Project Manager:	Christie Coleman	Budget Unit #:	Unassigned
Project Status:	Funded		

Description:

This project will repair damages to the Bellvue raw water intake (including patching exposed rebar in the weir, resurfacing the weir, and replacing a failing retaining wall) that were identified during construction of the 2017 maintenance project.

Discussion of Progress:

No additional information

Justification:

Without this project, the damage to the weir and downstream retaining wall will continue to grow; the repair will be more extensive; and the repair costs will be more expensive.

Revenue Detail:

No additional information

Impact on Operating Budget:

None

GL Account	Description	Previous 3 Years	2016 Actual	2017 Revised Budget	2018	2019	2020	2021	2022	Grand Total
Revenue										
53**	Water Rates	-	-	-	977,000	-	-	-	-	977,000
Total Revenue		-	-	-	\$977,000	-	-	-	-	\$977,000
Expense										
8202	Construction	-	-	-	770,000	-	-	-	-	770,000
8204	Contingency	-	-	-	77,000	-	-	-	-	77,000
8229	Professional Services	-	-	-	50,000	-	-	-	-	50,000
8232	Project Management	-	-	-	50,000	-	-	-	-	50,000
8240	Testing And Inspection	-	-	-	30,000	-	-	-	-	30,000
Total Expense		-	-	-	\$977,000	-	-	-	-	\$977,000
Net Total		-	-	-	-	-	-	-	-	-



Poudre Ponds Erosion Protection

Project Number:	406.25	Budget Year:	2018
Division:	Treatment and Supply	Council Priority:	Infrastructure & Growth- Environmental Infrastr'r
Project Type:	Water Replacement Supply	Regions:	4 - 10 St North/23 Ave West
Fund:	Water Capital Replacement	Location:	Poudre Ponds
Project Manager:	Christie Coleman	Budget Unit #:	Unassigned
Project Status:	Funded		

Description:

In the past, high flows in the Poudre River have caused erosion on the north bank of Poudre Ponds. This project will design and construct erosion protection measures, which are intended to reduce or minimize the potential for erosion.

Discussion of Progress:

No additional information

Justification:

Without this project, future high river flows will most likely cause erosion on the north bank of Poudre Ponds, which could cause the north bank of that facility to erode out and capture the river leading to flooding in areas outside of the regulatory floodplain and costly post-flood repairs.

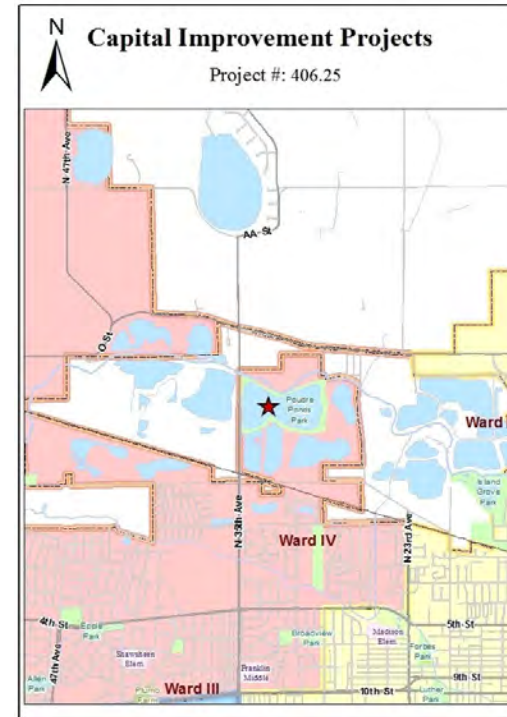
Revenue Detail:

No additional information

Impact on Operating Budget:

None

GL Account	Description	Previous 3 Years	2016 Actual	2017 Revised Budget	2018	2019	2020	2021	2022	Grand Total
Revenue										
53**	Water Rates	-	-	-	800,000	-	-	-	-	800,000
Total Revenue		-	-	-	\$800,000	-	-	-	-	\$800,000
Expense										
8202	Construction	-	-	-	600,000	-	-	-	-	600,000
8204	Contingency	-	-	-	60,000	-	-	-	-	60,000
8226	Permits, Fees, Etc	-	-	-	15,000	-	-	-	-	15,000
8229	Professional Services	-	-	-	50,000	-	-	-	-	50,000
8232	Project Management	-	-	-	50,000	-	-	-	-	50,000
8240	Testing And Inspection	-	-	-	25,000	-	-	-	-	25,000
Total Expense		-	-	-	\$800,000	-	-	-	-	\$800,000
Net Total		-	-	-	-	-	-	-	-	-



Lake Loveland Intake Gates Replacement

Project Number:	406.32	Budget Year:	2018
Division:	Treatment and Supply	Council Priority:	Infrastructure & Growth- Environmental Infrast'r
Project Type:	Water Replacement Supply	Regions:	5- Outside City
Fund:	Water Capital Replacement	Location:	Lake Loveland
Project Manager:	Adam Prior	Budget Unit #:	Unassigned
Project Status:	Funded		

Description:

Remove and replace three slide gates and actuators in the raw water inlet tower in Lake Loveland.

Discussion of Progress:

Planning

Justification:

The existing gates & actuators are part of the original equipment installed in 1967. The gates leak severely when closed making access for inspections impossible. The actuators are at the end of their useful life.

Revenue Detail:

No additional information

Impact on Operating Budget:

None

GL Account	Description	Previous 3 Years	2016 Actual	2017 Revised Budget	2018	2019	2020	2021	2022	Grand Total
Revenue										
53**	Water Rates	-	-	-	27,000	561,000	-	-	-	588,000
Total Revenue		-	-	-	\$27,000	\$561,000	-	-	-	\$588,000
Expense										
8202	Construction	-	-	-	-	500,000	-	-	-	500,000
8204	Contingency	-	-	-	-	50,000	-	-	-	50,000
8206	Design Fees	-	-	-	25,000	-	-	-	-	25,000
8214	Legal Publications	-	-	-	-	1,000	-	-	-	1,000
8232	Project Management	-	-	-	2,000	10,000	-	-	-	12,000
Total Expense		-	-	-	\$27,000	\$561,000	-	-	-	\$588,000
Net Total		-	-	-	-	-	-	-	-	-



Treated Water Reservoir Rehabilitation

Project Number:	65	Budget Year:	2018
Division:	Water Capital Improvement	Council Priority:	Infrastructure & Growth- Environmental Infrast'r
Project Type:	Water Replacement Transmission & Distribution	Regions:	0 - Multiple Wards
Fund:	Water Capital Replacement	Location:	City wide
Project Manager:	Dan Moore	Budget Unit #:	4060088088610000
Project Status:	Funded		

Description:

This project will fund the required rehabilitation of the four treated water tanks and reservoirs. The projects may include pumps, motors, structural repairs, floating covers, asphalt driveways, and other miscellaneous reservoir related rehabilitation requirements. This is an on-going project. The 2017 and 2018 work includes PRV vault rehab. The 2019 and 2020 estimates include a sodium hypochlorite replacement for Mosier Hill pump station and 23rd Ave Reservoirs.

Discussion of Progress:

Preparing RFP documents

Justification:

Council priority to maintain critical infrastructure. Concrete and steel reservoir and tanks require major structural repairs and maintenance approximately every 20 years. These 4 major facilities also contain numerous large pumps and control valves that also need repairs and maintenance in addition to the maintenance of the respective reservoir sites.

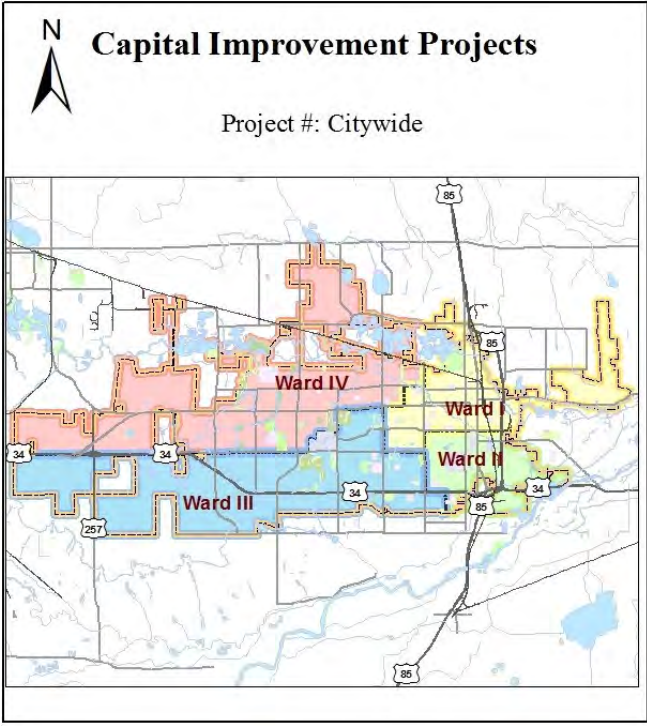
Revenue Detail:

None

Impact on Operating Budget:

None

GL Account	Description	Previous 3 Years	2016 Actual	2017 Revised Budget	2018	2019	2020	2021	2022	Grand Total
Revenue										
	Fund Balance	322,835	5,873	19,517	-	-	-	-	-	348,225
53**	Water Rates	-	-	36,000	36,000	88,500	88,500	40,000	40,000	329,000
Total Revenue		\$322,835	\$5,873	\$55,517	\$36,000	\$88,500	\$88,500	\$40,000	\$40,000	\$677,225
Expense										
8202	Construction	276,525	5,873	19,517	-	-	-	-	-	301,915
8203	Construction - City Depts	-	-	9,000	9,000	15,000	15,000	9,000	9,000	66,000
8204	Contingency	-	-	-	-	1,000	1,000	1,000	1,000	4,000
8206	Design Fees	1,535	-	-	-	-	-	-	-	1,535
8214	Legal Publications	40	-	-	-	-	-	-	-	40
8224	Operating Supplies	-	-	1,000	1,000	2,000	2,000	2,000	2,000	10,000
8232	Project Management	32,465	-	-	-	-	-	-	-	32,465
8234	Repair/Maintenance Supplies	5,878	-	26,000	26,000	28,000	28,000	28,000	28,000	169,878
8240	Testing And Inspection	6,392	-	-	-	-	-	-	-	6,392
8244	Capital Equipment >\$5,000	-	-	-	-	42,500	42,500	-	-	85,000
Total Expense		\$322,835	\$5,873	\$55,517	\$36,000	\$88,500	\$88,500	\$40,000	\$40,000	\$677,225
Net Total		-	-	-	-	-	-	-	-	-





Meter Replacement

Project Number:	67	Budget Year:	2018
Division:	Water Capital Improvement	Council Priority:	Infrastructure & Growth- Environmental Infrast'r
Project Type:	Water Replacement Transmission & Distribution	Regions:	0 - Multiple Wards
Fund:	Water Capital Replacement	Location:	City wide
Project Manager:	Jeff Littell	Budget Unit #:	4060088088608863
Project Status:	Funded		

Description:

This program funds the replacement of both large and small water meters and their related components as they wear out or fail; this is an on-going project.

Discussion of Progress:

Annual program.

Justification:

Meter accuracy is paramount for revenue collection; Meters and radio transponders are replaced when they fail, which is approximately every ten to fifteen years. In 2014, a new federal law requires any new meter to the system be the ""no-lead"" type. These meters cost approximately 30% more than the current system meters. This new law also requires any meter removed for maintenance be replaced with a no-lead meter.

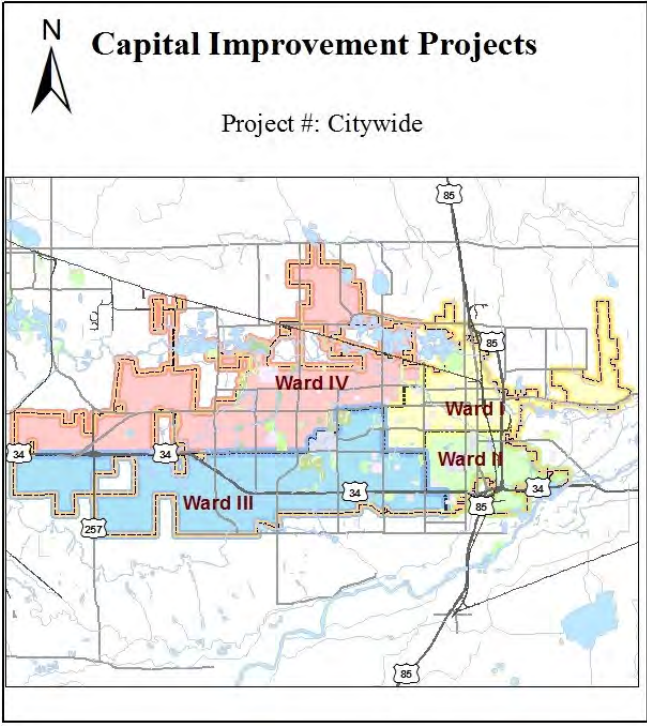
Revenue Detail:

None

Impact on Operating Budget:

None

GL Account	Description	Previous 3 Years	2016 Actual	2017 Revised Budget	2018	2019	2020	2021	2022	Grand Total
Revenue										
	Fund Balance	1,420,621	102,431	160,851	-	-	-	-	-	1,683,903
53**	Water Rates	-	-	325,000	300,000	300,000	300,000	300,000	300,000	1,825,000
Total Revenue		\$1,420,621	\$102,431	\$485,851	\$300,000	\$300,000	\$300,000	\$300,000	\$300,000	\$3,508,903
Expense										
8149	Other	890	-	-	-	-	-	-	-	890
8216	Miscellaneous	-	-	15,000	15,000	15,000	15,000	15,000	15,000	90,000
8234	Repair/Maintenance Supplies	1,419,731	102,431	470,851	285,000	285,000	285,000	285,000	285,000	3,418,013
Total Expense		\$1,420,621	\$102,431	\$485,851	\$300,000	\$300,000	\$300,000	\$300,000	\$300,000	\$3,508,903
Net Total		-	-	-	-	-	-	-	-	-



Transmission System Rehabilitation

Project Number:	68	Budget Year:	2018
Division:	Water Capital Improvement	Council Priority:	Infrastructure & Growth- Environmental Infrast'r
Project Type:	Water Replacement Transmission & Distribution	Regions:	5- Outside City
Fund:	Water Capital Replacement	Location:	City wide and along the major transmission line from Bellvue and Boyd Filter Plants
Project Manager:	Dan Moore	Budget Unit #:	4060088088560000
Project Status:	Funded		

Description:

This project will fund all types of required rehabilitation or replacement of the treated water transmission system. Projects may include the protection of pipe joints, pipe replacement, cathodic protection, lining of pipe, minor upgrades, and repairs to piping for protection prior to impending development. This is an on-going project in part utilizing in-house design and construction. The 2018 project will be the design and replacement of the 20" Kodak line. The 2019 project is the structural rehab for crossing under the Poudre River, railroads, Highway 34, Highway 257, and I-25. Also, 2018 projects include studies for rehabilitation of the existing cathodic protection system, and strategies for rehabilitation or replacement of existing piping. Construction for rehabilitation will occur in 2018 through 2020 at the rate of 2 miles per year.

Discussion of Progress:

Planning

Justification:

Council priority to maintain critical infrastructure. This program is intended to maintain and protect assets worth over \$105,000,000 (replacement value) and restore and prolong the useful life of the 138 miles of older pipeline. Bellvue's old pipelines were constructed between 1923- 1969 and 31 miles have been rehabilitated by cement mortar or poly lining. The Boyd lines were constructed in 1967 and 1973. The rehabilitation schedule will be adjusted to meet the most pressing priority.

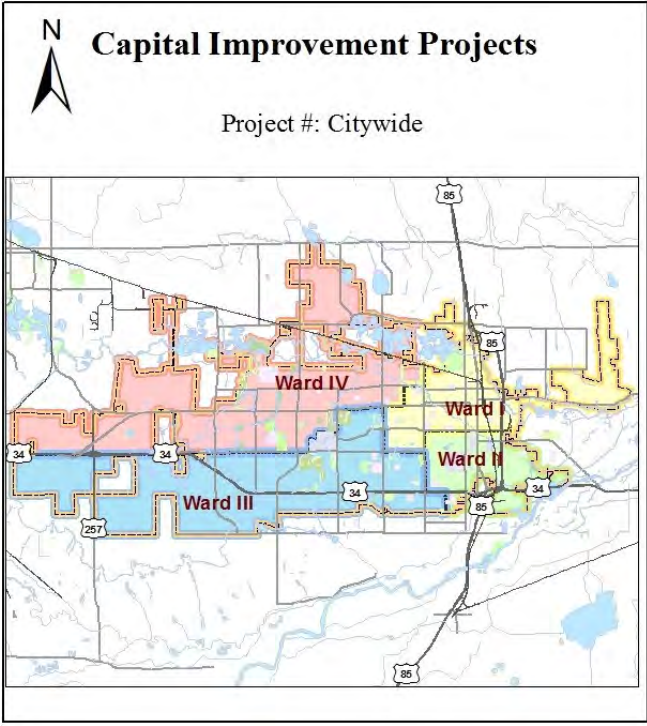
Revenue Detail:

None

Impact on Operating Budget:

None

GL Account	Description	Previous 3		2017 Revised	2018	2019	2020	2021	2022	Grand Total
		Years	2016 Actual	Budget						
Revenue										
	Fund Balance	1,185,736	954,312	14,532	-	-	-	-	-	2,154,580
4321	State Grants	-	-	438,733	-	-	-	-	-	438,733
4724	Expense Reimbursement	-	32,030	-	-	-	-	-	-	32,030
53**	Water Rates	-	-	1,906,000	1,779,000	2,279,000	2,279,000	1,579,000	1,579,000	11,401,000
5812	Damages Recovered	26	-	-	-	-	-	-	-	26
Total Revenue		\$1,185,762	\$986,342	\$2,359,265	\$1,779,000	\$2,279,000	\$2,279,000	\$1,579,000	\$1,579,000	\$14,026,369
Expense										
8202	Construction	873,290	874,202	2,229,733	1,400,000	2,000,000	2,000,000	1,400,000	1,400,000	12,177,225
8203	Construction - City Depts	-	-	-	100,000	80,000	80,000	-	-	260,000
8204	Contingency	-	-	-	140,000	140,000	140,000	140,000	140,000	700,000
8206	Design Fees	39,418	28,249	64,532	-	-	-	-	-	132,199
8208	Furniture, Fixtures & Equipment	2,055	4,885	-	-	-	-	-	-	6,940
8212	Land/Building Cost/Demolition	-	4,592	20,000	-	-	-	-	-	24,592
8214	Legal Publications	46	80	500	500	500	500	500	500	3,126
8216	Miscellaneous	1,403	-	-	-	-	-	-	-	1,403
8224	Operating Supplies	4,800	-	-	-	-	-	-	-	4,800
8226	Permits, Fees, Etc	200	-	5,000	5,000	5,000	5,000	5,000	5,000	30,200
8228	Printing, Copying	-	-	500	500	500	500	500	500	3,000
8229	Professional Services	39,979	4,837	3,000	80,000	-	-	-	-	127,816
8232	Project Management	73,099	33,518	10,000	25,000	25,000	25,000	5,000	5,000	201,617
8234	Repair/Maintenance Supplies	151,222	35,979	-	-	-	-	-	-	187,201
8238	Surveying	-	-	6,000	3,000	3,000	3,000	3,000	3,000	21,000
8240	Testing And Inspection	251	-	20,000	25,000	25,000	25,000	25,000	25,000	145,251
Total Expense		\$1,185,762	\$986,342	\$2,359,265	\$1,779,000	\$2,279,000	\$2,279,000	\$1,579,000	\$1,579,000	\$14,026,369
Net Total		-	-	-	-	-	-	-	-	-





Distribution Pipeline Replacement

Project Number:	69	Budget Year:	2018
Division:	Water Capital Improvement	Council Priority:	Infrastructure & Growth- Environmental Infrast'r
Project Type:	Water Replacement Transmission & Distribution	Regions:	0 - Multiple Wards
Fund:	Water Capital Replacement	Location:	City wide
Project Manager:	Dan Moore	Budget Unit #:	4060088088530000
Project Status:	Funded		

Description:

This will provide replacement and/or rehabilitation of pipes that exhibit extreme corrosion or have an excessive leak history. Pipes that are too small are replaced and enlarged to increase flow capacity. Various rehabilitation methods such as cement mortar lining, swage lining, and pipe bursting may be used. Every two years projects are prioritized based on paving project coordination and other factors. Most projects are replaced using in-house forces.

Discussion of Progress:

Planning

Justification:

Council priority to maintain critical infrastructure. This program reduces the number of emergency repairs and customer complaints by improving the flow quantity and service for customers and fire protection. Water quality is also improved and chlorination is more effective.

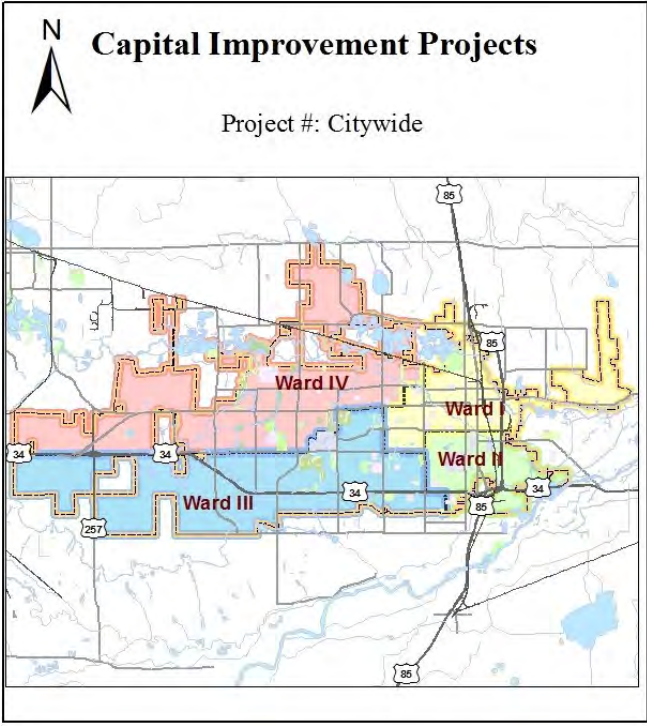
Revenue Detail:

None

Impact on Operating Budget:

None

GL Account	Description	Previous 3 Years	2016 Actual	2017 Revised Budget	2018	2019	2020	2021	2022	Grand Total
Revenue										
	Fund Balance	2,554,453	1,371,706	30,900	-	-	-	-	-	3,957,059
53**	Water Rates	-	-	1,908,000	900,000	900,000	900,000	900,000	900,000	6,408,000
Total Revenue		\$2,554,453	\$1,371,706	\$1,938,900	\$900,000	\$900,000	\$900,000	\$900,000	\$900,000	\$10,365,059
Expense										
8202	Construction	1,131,586	590,703	780,000	80,000	80,000	80,000	80,000	80,000	2,902,289
8203	Construction - City Depts	303,540	167,240	140,000	490,000	490,000	490,000	490,000	490,000	3,060,780
8204	Contingency	-	2,268	80,000	4,000	4,000	4,000	4,000	4,000	102,268
8206	Design Fees	-	-	75,000	-	-	-	-	-	75,000
8208	Furniture, Fixtures & Equipment	13,081	-	-	-	-	-	-	-	13,081
8212	Land/Building Cost/Demolition	-	-	100,000	-	-	-	-	-	100,000
8216	Miscellaneous	4,202	3,685	-	-	-	-	-	-	7,887
8224	Operating Supplies	187	-	1,000	2,000	2,000	2,000	2,000	2,000	11,187
8226	Permits, Fees, Etc	11,349	11,307	2,000	10,000	10,000	10,000	10,000	10,000	74,656
8232	Project Management	10,522	6,474	10,000	4,000	4,000	4,000	4,000	4,000	46,997
8234	Repair/Maintenance Supplies	1,079,986	590,029	730,900	305,000	305,000	305,000	305,000	305,000	3,925,915
8240	Testing And Inspection	-	-	20,000	5,000	5,000	5,000	5,000	5,000	45,000
Total Expense		\$2,554,453	\$1,371,706	\$1,938,900	\$900,000	\$900,000	\$900,000	\$900,000	\$900,000	\$10,365,059
Net Total		-	-	-	-	-	-	-	-	-





Fire Hydrant Replacement

Project Number:	71	Budget Year:	2018
Division:	Water Capital Improvement	Council Priority:	Infrastructure & Growth- Environmental Infrast'r
Project Type:	Water Replacement Transmission & Distribution	Regions:	0 - Multiple Wards
Fund:	Water Capital Replacement	Location:	City wide
Project Manager:	Jeff Littell	Budget Unit #:	4060088088510000
Project Status:	Funded		

Description:

This program will replace substandard fire hydrants and applicable branch piping, gate valves, and asphalt. Repair of asphalt and street damage caused by water truck loading at hydrants is also included. This is an on-going project.

Discussion of Progress:

Annual program

Justification:

The Water staff and Fire department personnel identify approximately ten units for replacement each year. Labor for replacing and performing hydrant maintenance is charged to the operating account. The system has 3,400 hydrants with an expected service life of 50 years. Fire hydrants are also used to distribute water to fracking and construction customers resulting in pavement damage caused by the heavy truck traffic. Each year the damaged pavement is corrected.

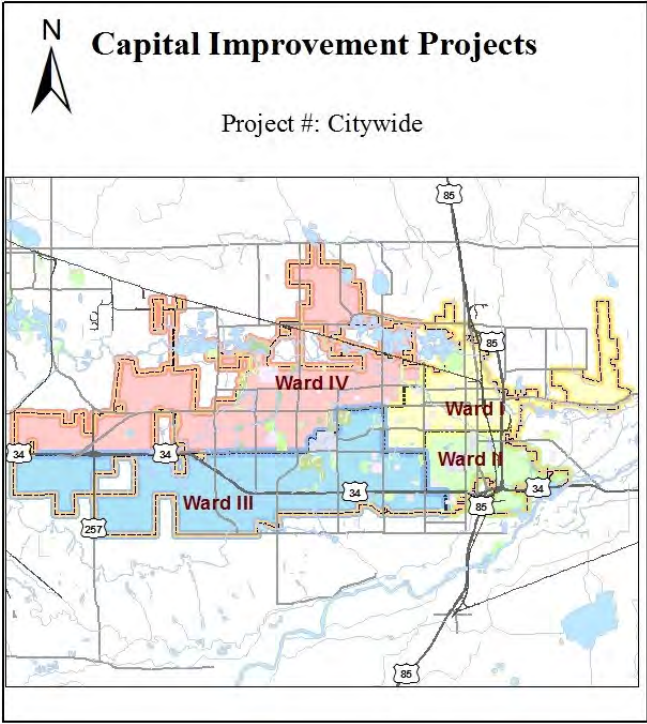
Revenue Detail:

None

Impact on Operating Budget:

None

GL Account	Description	Previous 3		2017 Revised	2018	2019	2020	2021	2022	Grand Total
		Years	2016 Actual	Budget						
Revenue										
	Fund Balance	106,118	49,933	-	-	-	-	-	-	156,050
4464	Labor & Materials	3,645	1,260	-	-	-	-	-	-	4,905
53**	Water Rates	413	-	77,000	77,000	77,000	77,000	77,000	77,000	462,413
5812	Damages Recovered	14,348	7,439	-	-	-	-	-	-	21,787
Total Revenue		\$124,524	\$58,632	\$77,000	\$77,000	\$77,000	\$77,000	\$77,000	\$77,000	\$645,156
Expense										
8202	Construction	5,259	1,263	25,000	25,000	25,000	25,000	25,000	25,000	156,522
8203	Construction - City Depts	27,040	-	13,000	13,000	13,000	13,000	13,000	13,000	105,040
8216	Miscellaneous	1,376	1,267	4,000	4,000	4,000	4,000	4,000	4,000	26,643
8226	Permits, Fees, Etc	319	-	-	-	-	-	-	-	319
8232	Project Management	2,794	292	-	-	-	-	-	-	3,086
8234	Repair/Maintenance Supplies	87,737	55,810	35,000	35,000	35,000	35,000	35,000	35,000	353,547
Total Expense		\$124,524	\$58,632	\$77,000	\$77,000	\$77,000	\$77,000	\$77,000	\$77,000	\$645,156
Net Total		-	-	-	-	-	-	-	-	-





Valve Replacement

Project Number:	72	Budget Year:	2018
Division:	Water Capital Improvement	Council Priority:	Infrastructure & Growth- Environmental Infrastr'r
Project Type:	Water Replacement Transmission & Distribution	Regions:	0 - Multiple Wards
Fund:	Water Capital Replacement	Location:	City wide
Project Manager:	Jeff Littell	Budget Unit #:	4060088088500000
Project Status:	Funded		

Description:

This project replaces inoperable valves. The life expectancy varies from twenty-five to fifty years depending on valve size and maintenance/operation. This is an on-going project.

Discussion of Progress:

Annual program

Justification:

The replacement program ensures that system valves are able to be located, in operating condition and are in the correct operating position (open or closed). Replacement valves are obtained through the Transmission/Distribution division's inventory budget. During cement mortar lining (CML) construction years, the valves in the project area are replaced using this account. Approximately 925 hours (\$20,200) per year is spent on valve turning and the labor cost is charged to the operating budget. The system has approximately 9,200 valves.

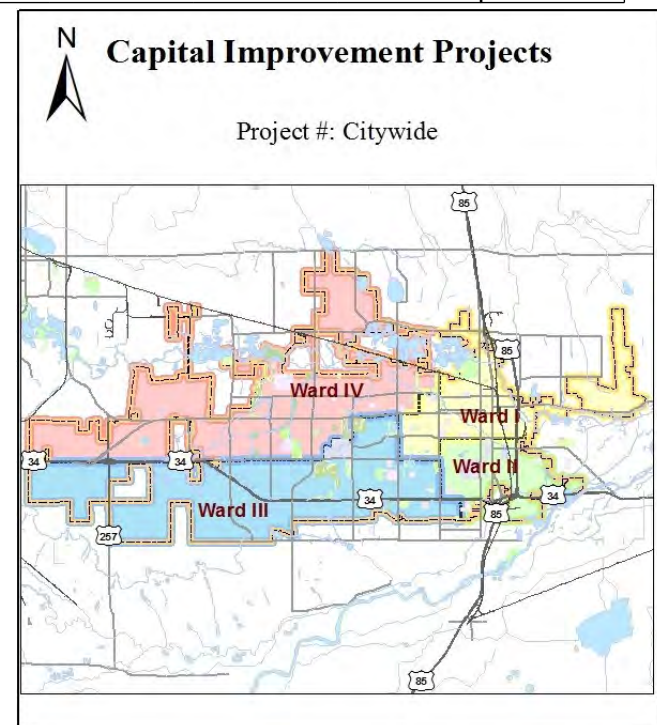
Revenue Detail:

None

Impact on Operating Budget:

None

GL Account	Description	Previous 3		2017 Revised	2018	2019	2020	2021	2022	Grand Total
		Years	2016 Actual	Budget						
Revenue										
	Fund Balance	205,961	105,729	-	-	-	-	-	-	311,690
53**	Water Rates	-	-	99,000	99,000	99,000	99,000	99,000	99,000	594,000
Total Revenue		\$205,961	\$105,729	\$99,000	\$99,000	\$99,000	\$99,000	\$99,000	\$99,000	\$905,690
Expense										
8203	Construction - City Depts	13,560	24,600	10,000	10,000	10,000	10,000	10,000	10,000	98,160
8216	Miscellaneous	-	1,236	1,500	1,500	1,500	1,500	1,500	1,500	10,236
8226	Permits, Fees, Etc	4,468	541	1,500	1,500	1,500	1,500	1,500	1,500	14,009
8234	Repair/Maintenance Supplies	187,933	79,352	86,000	86,000	86,000	86,000	86,000	86,000	783,285
Total Expense		\$205,961	\$105,729	\$99,000	\$99,000	\$99,000	\$99,000	\$99,000	\$99,000	\$905,690
Net Total		-	-	-	-	-	-	-	-	-



Capital Outlay Replacement - Water

Project Number:	188	Budget Year:	2018
Division:	Water Capital Improvement	Council Priority:	Infrastructure & Growth- Environmental Infrast'r
Project Type:	Water Replacement Transmission & Distribution	Regions:	0 - Multiple Wards
Fund:	Water Capital Replacement	Location:	City wide
Project Manager:	Jeff Littell	Budget Unit #:	4060088088540000
Project Status:	Funded		

Description:

This program replaces major rolling stock: pickups, tractor backhoes, loaders, compressors, dump trucks, and other identified replacement capital items.

Discussion of Progress:

Ongoing equipment replacement

Justification:

This will replace rolling stock that has reached the end of its economic life. This will help maintain the equipment's ability to perform daily tasks and handle emergency calls.

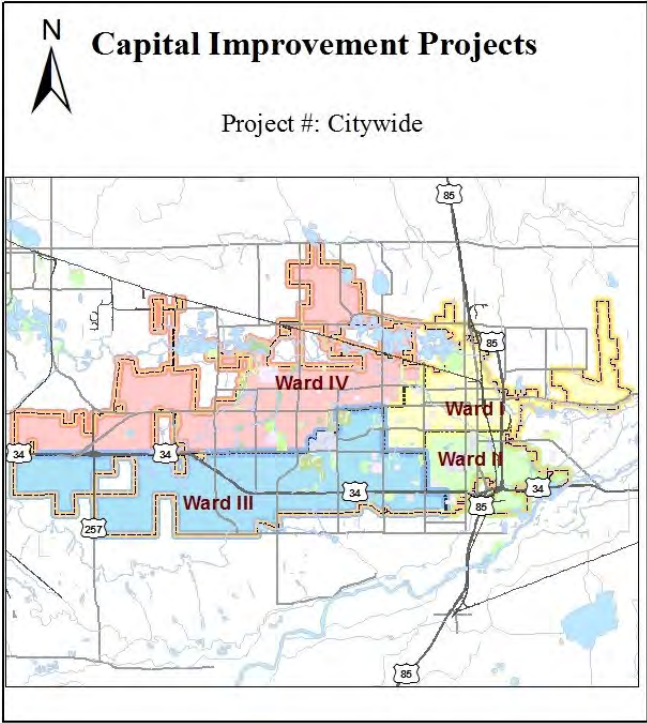
Revenue Detail:

None

Impact on Operating Budget:

None

GL Account	Description	Previous 3		2017 Revised	2018	2019	2020	2021	2022	Grand Total
		Years	2016 Actual	Budget						
Revenue										
	Fund Balance	1,406,085	829,679	100,404	-	-	-	-	-	2,336,168
53**	Water Rates	-	-	828,500	890,000	230,000	180,000	140,000	90,000	2,358,500
5801	Sales Of Fixed Assets	71,984	-	-	-	-	-	-	-	71,984
Total Revenue		\$1,478,069	\$829,679	\$928,904	\$890,000	\$230,000	\$180,000	\$140,000	\$90,000	\$4,766,652
Expense										
8142	Construction and Maintenance	1,033,617	562,336	600,404	725,000	230,000	-	-	-	3,151,357
8144	Transportation/Vehicles	329,284	266,089	247,000	165,000	-	180,000	140,000	90,000	1,417,373
8148	Computer	19,817	-	-	-	-	-	-	-	19,817
8149	Other	80,812	-	81,500	-	-	-	-	-	162,312
8208	Furniture, Fixtures & Equipment	7,329	-	-	-	-	-	-	-	7,329
8232	Project Management	5,129	550	-	-	-	-	-	-	5,679
8234	Repair/Maintenance Supplies	2,080	704	-	-	-	-	-	-	2,784
Total Expense		\$1,478,069	\$829,679	\$928,904	\$890,000	\$230,000	\$180,000	\$140,000	\$90,000	\$4,766,652
Net Total		-	-	-	-	-	-	-	-	-





Asset Management System - Water and Sewer

Project Number:	406.7	Budget Year:	2018
Division:	Water General Management	Council Priority:	Infrastructure & Growth- Environmental Infrastr'r
Project Type:	Water Replacement Transmission & Distribution	Regions:	0 - Multiple Wards
Fund:	Water Capital Replacement	Location:	City wide
Project Manager:	Tony Braun	Budget Unit #:	4060088088541123
Project Status:	Funded		

Description:

Purchase hardware, software, training and annual support for the asset management program which began in 2014.

Discussion of Progress:

The asset management system is progressing through the Water Distribution work groups. A staff member was lost to another government agency which has slowed progress. This project will be a multi-year process.

Justification:

To manage and maintain infrastructure in a more effective and efficient way. Reduce the frequency and cost of emergency repair. Provide condition tracking and risk assessment tools for evaluating the probability and consequence of failure and enable more accurate capital budgeting. This project is being moved from 405-Water New Construction to 406-Water Replacement.

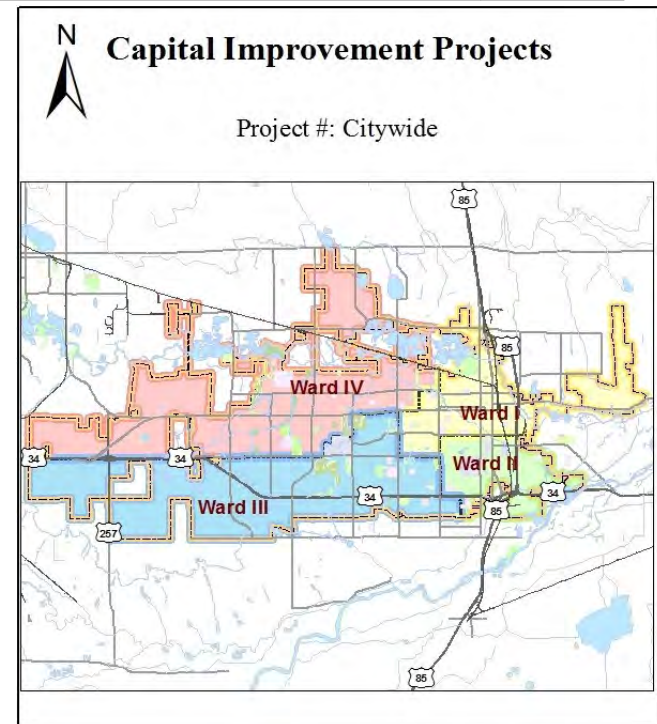
Revenue Detail:

None

Impact on Operating Budget:

This is an on-going program to purchase hardware, software, training and annual support for the asset management program which began in 2014. Asset management systems have been updated for the water distribution system, Boyd Lake water treatment plant, and Bellvue water treatment plants.

GL Account	Description	Previous 3 Years	2016 Actual	2017 Revised Budget	2018	2019	2020	2021	2022	Grand Total
Revenue										
	Fund Balance	-	4,395	-	-	-	-	-	-	4,395
53**	Water Rates	-	-	15,000	120,000	20,000	20,000	20,000	20,000	215,000
Total Revenue		-	\$4,395	\$15,000	\$120,000	\$20,000	\$20,000	\$20,000	\$20,000	\$219,395
Expense										
8208	Furniture, Fixtures & Equipment	-	1,295	-	20,000	20,000	20,000	20,000	20,000	101,295
8216	Miscellaneous	-	837	-	-	-	-	-	-	837
8229	Professional Services	-	-	15,000	100,000	-	-	-	-	115,000
8232	Project Management	-	2,263	-	-	-	-	-	-	2,263
Total Expense		-	\$4,395	\$15,000	\$120,000	\$20,000	\$20,000	\$20,000	\$20,000	\$219,395
Net Total		-	-	-	-	-	-	-	-	-



Distribution System Model & Master Plan

Project Number:	406.8	Budget Year:	2018
Division:	Transmission/Distribution	Council Priority:	Infrastructure & Growth- Environmental Infrast'r
Project Type:	Water Replacement Transmission & Distribution	Regions:	0 - Multiple Wards
Fund:	Water Capital Replacement	Location:	City wide
Project Manager:	Dan Moore	Budget Unit #:	4060088084310000
Project Status:	Funded		

Description:

Engineering Study to determine what water distribution system improvements are necessary to accommodate future growth. Begins with the Distribution model in 2017 and in 2018 the Master Plan will be developed.

Discussion of Progress:

Planning

Justification:

Council priority to plan and develop critical infrastructure. This tool will help facilitate timely and efficient planning to determine the most cost effective improvements required for new development.

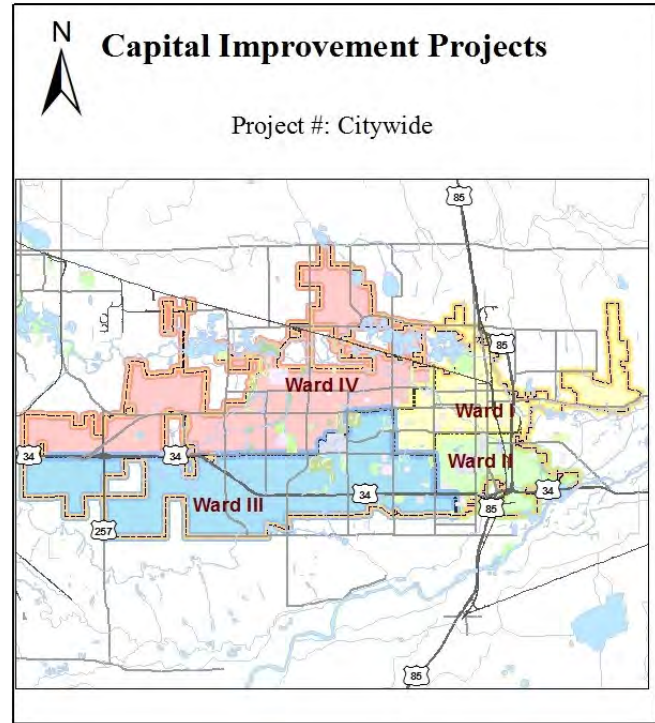
Revenue Detail:

None

Impact on Operating Budget:

None

GL Account	Description	Previous 3 Years	2016 Actual	2017 Revised Budget	2018	2019	2020	2021	2022	Grand Total
Revenue										
53**	Water Rates	-	-	355,000	300,000	-	-	-	-	655,000
Total Revenue		-	-	\$355,000	\$300,000	-	-	-	-	\$655,000
Expense										
8229	Professional Services	-	-	300,000	275,000	-	-	-	-	575,000
8232	Project Management	-	-	25,000	25,000	-	-	-	-	50,000
8240	Testing And Inspection	-	-	30,000	-	-	-	-	-	30,000
Total Expense		-	-	\$355,000	\$300,000	-	-	-	-	\$655,000
Net Total		-	-	-	-	-	-	-	-	-



Gold Hill Tank Repair

Project Number:	406.12	Budget Year:	2018
Division:	Transmission/Distribution	Council Priority:	Infrastructure & Growth- Environmental Infrast'r
Project Type:	Water Replacement Transmission & Distribution	Regions:	5- Outside City
Fund:	Water Capital Replacement	Location:	South of Hwy 34/West of Hwy 257
Project Manager:	Dan Moore	Budget Unit #:	4060088084250000
Project Status:	Funded		

Description:

This 2017 project is for repairs of 9320 feet of floor joints at the 15 MG Gold Hill Reservoir and other repairs as determined by the 2014 engineering study and 2016 design for Gold Hill Reservoir.

Discussion of Progress:

Planning and Design

Justification:

Council priority to maintain critical infrastructure. Concrete and steel reservoir and tanks require major structural repairs and maintenance approximately every 20 years. Gold Hill is experiencing leakage through the joints which wastes time and money and may cause damage to the foundation.

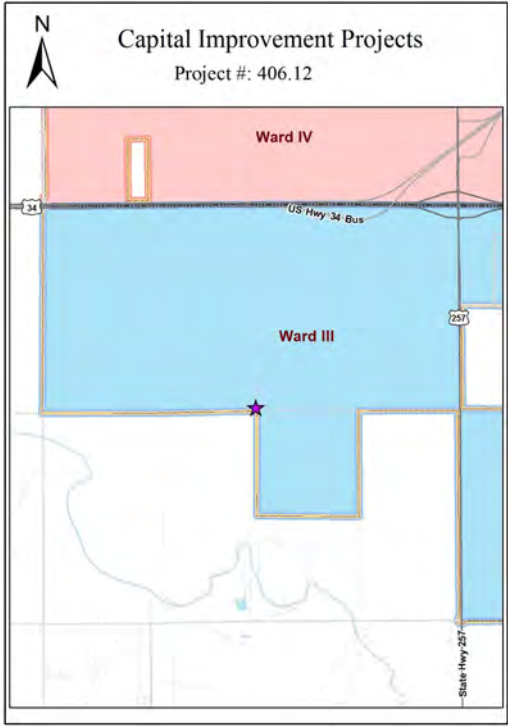
Revenue Detail:

None

Impact on Operating Budget:

None

GL Account	Description	Previous 3		2017 Revised	2018	2019	2020	2021	2022	Grand Total
		Years	2016 Actual	Budget						
Revenue										
53**	Water Rates	-	-	1,262,600	27,000	-	-	-	-	1,289,600
Total Revenue		-	-	\$1,262,600	\$27,000	-	-	-	-	\$1,289,600
Expense										
8202	Construction	-	-	1,100,800	-	-	-	-	-	1,100,800
8206	Design Fees	-	-	100,000	-	-	-	-	-	100,000
8214	Legal Publications	-	-	200	-	-	-	-	-	200
8224	Operating Supplies	-	-	3,000	3,000	-	-	-	-	6,000
8226	Permits, Fees, Etc	-	-	500	-	-	-	-	-	500
8228	Printing, Copying	-	-	100	-	-	-	-	-	100
8232	Project Management	-	-	20,000	10,000	-	-	-	-	30,000
8234	Repair/Maintenance Supplies	-	-	2,000	2,000	-	-	-	-	4,000
8240	Testing And Inspection	-	-	36,000	12,000	-	-	-	-	48,000
Total Expense		-	-	\$1,262,600	\$27,000	-	-	-	-	\$1,289,600
Net Total		-	-	-	-	-	-	-	-	-





W&S Facilities Program

Project Number:	406.13	Budget Year:	2018
Division:	Transmission/Distribution	Council Priority:	Infrastructure & Growth- Public Facilities & Equip
Project Type:	Water Replacement Transmission & Distribution	Regions:	0 - Multiple Wards
Fund:	Water Capital Replacement	Location:	City wide
Project Manager:	Burt Knight	Budget Unit #:	Unassigned
Project Status:	Funded		

Description:

A site or sites will be developed to house Water and Sewer construction crews and their equipment for water and sewer.

Discussion of Progress:

Planning

Justification:

The building that the water crews are currently housed in is in poor condition. Additionally, it is not centrally located and staff have significant travel times to get to the west side of the City.

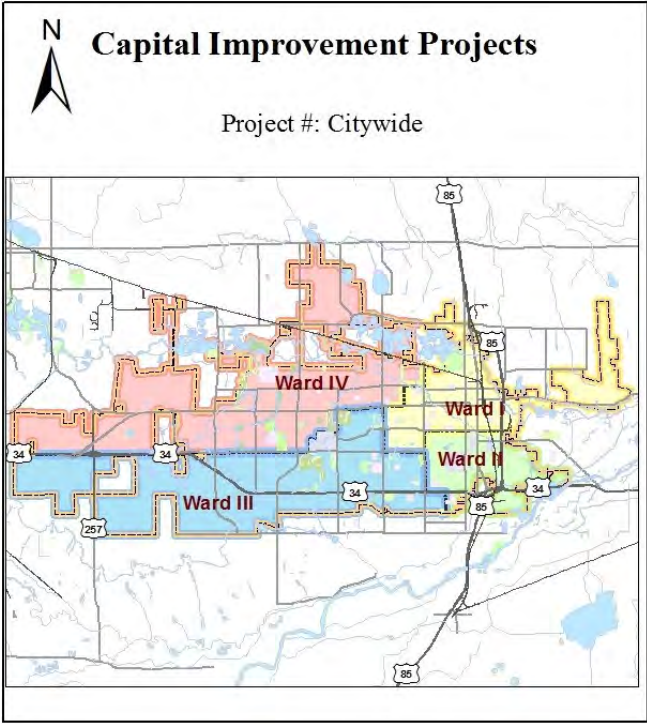
Revenue Detail:

None

Impact on Operating Budget:

None

GL Account	Description	Previous 3 Years	2016 Actual	2017 Revised Budget	2018	2019	2020	2021	2022	Grand Total
Revenue										
53**	Water Rates	-	-	-	-	-	-	-	4,000,000	4,000,000
Total Revenue		-	-	-	-	-	-	-	\$4,000,000	\$4,000,000
Expense										
8202	Construction	-	-	-	-	-	-	-	4,000,000	4,000,000
Total Expense		-	-	-	-	-	-	-	\$4,000,000	\$4,000,000
Net Total		-	-	-	-	-	-	-	-	-



Bellvue Needs Assessment Projects

Project Number:	406.9	Budget Year:	2018
Division:	Treatment and Supply	Council Priority:	Infrastructure & Growth- Environmental Infrastr'r
Project Type:	Water Replacement Treatment	Regions:	5- Outside City
Fund:	Water Capital Replacement	Location:	Bellvue WTP
Project Manager:	Sam Boone	Budget Unit #:	4060088084210000
Project Status:	Funded		

Description:

This project encapsulates all of the rehabilitation work for Bellvue Water Treatment Plant outlined in the water treatment Needs Assessment. The most significant portion of the project dollars will be the replacement 21 mgd of filters at Bellvue.

Discussion of Progress:

Design/30% complete

Hydro Construction is under contract for the CMAR services including a Guaranteed Maximum Price (GMP) at 90% design completion.

The CMAR and HDR have developed independent 30% construction cost estimates that were very close. A Value Engineering (VE) session pared suggestions brought to the table by HDR and Hydro. The approved VE items will be advanced in the 60% design phase.

Justification:

The replaced 20 MGD filtration facility will have construction until 2020 with management requirements and testing in 2018 and 2019. The replaced 20 MGD filters have higher backwash flow requirements to clean the filters and meet CDPHE water quality requirements. Therefore, the backwash supply and recovery pumps must be replaced with pumps providing higher flow capabilities in 2020.

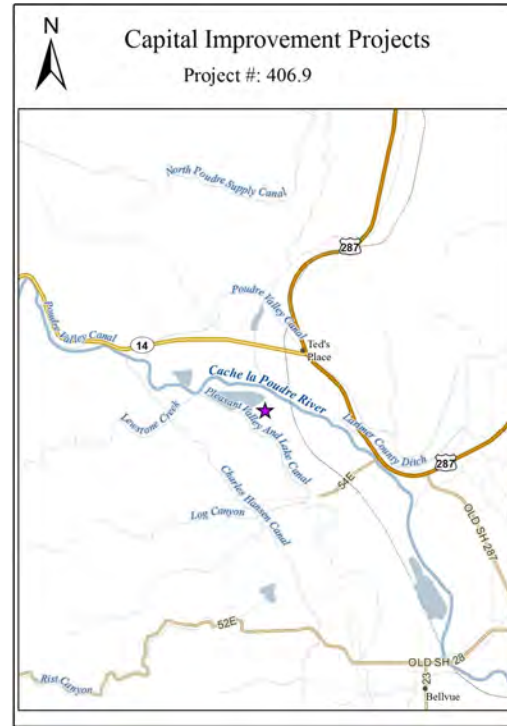
Revenue Detail:

None

Impact on Operating Budget:

None

GL Account	Description	Previous 3 Years	2016 Actual	2017 Revised Budget	2018	2019	2020	2021	2022	Future	Grand Total
Revenue											
	Fund Balance	58	647,977	-	-	-	-	-	-	-	-
53**	Water Rates	-	-	21,071,000	200,700	284,600	821,800	67,300	-	-	22,445,400
5902	Bond Proceeds	-	-	23,000,000	-	-	-	-	-	7,000,000	30,000,000
Total Revenue		\$58	\$647,977	\$44,071,000	\$200,700	\$284,600	\$821,800	\$67,300	-	\$7,000,000	\$52,445,400
Expense											
8202	Construction	-	638,668	21,071,000	-	-	670,000	-	-	-	22,379,668
8204	Contingency	-	-	-	-	-	50,000	-	-	-	50,000
8206	Design Fees	-	4,271	-	-	67,000	-	-	-	-	71,271
8208	Furniture, Fixtures & Equipment	-	348	-	-	-	-	-	-	-	348
8214	Legal Publications	58	71	1,000	-	-	1,000	-	-	-	2,129
8229	Professional Services	-	720	1,400,000	-	-	67,000	33,500	-	-	1,501,220
8232	Project Management	-	2,667	100,000	50,700	67,600	33,800	33,800	-	-	288,567
8240	Testing And Inspection	-	1,232	150,000	150,000	150,000	-	-	-	-	451,232
Total Expense		\$58	\$647,977	\$22,722,000	\$200,700	\$284,600	\$821,800	\$67,300	-	-	\$24,744,435
Net Total		-	-	\$21,349,000	-	-	-	-	-	\$7,000,000	\$27,700,965





Bellvue Water Treatment Plant General Rehabilitation

Project Number:	705	Budget Year:	2018
Division:	Water Capital Improvement	Council Priority:	Infrastructure & Growth- Environmental Infrast'r
Project Type:	Water Replacement Treatment	Regions:	5- Outside City
Fund:	Water Capital Replacement	Location:	Bellvue Filter Plant
Project Manager:	Sam Boone	Budget Unit #:	4060088088590000
Project Status:	Funded		

Description:

This is an annual project for the rehabilitation of buildings, heating/ventilating/air conditioning (HVAC) systems, pumps and motors, electrical replacements, chemical storage & metering, valves, and compressors. For '18: 8202 - rebuild residuals recovery, return flow, & house service pumps, asphalt repair; '18 to '21: 8244 includes 3 VFD drives on EQ basin mixers, and volumetric chemical feeders and replacing a backwash supply pump.

Discussion of Progress:

Ongoing planning, design, procurement, construction

Justification:

These items will help to maintain operational reliability, effectiveness, and improve efficiency for continued compliance with Federal and State regulations and fulfill the Water & Sewer department mandates.

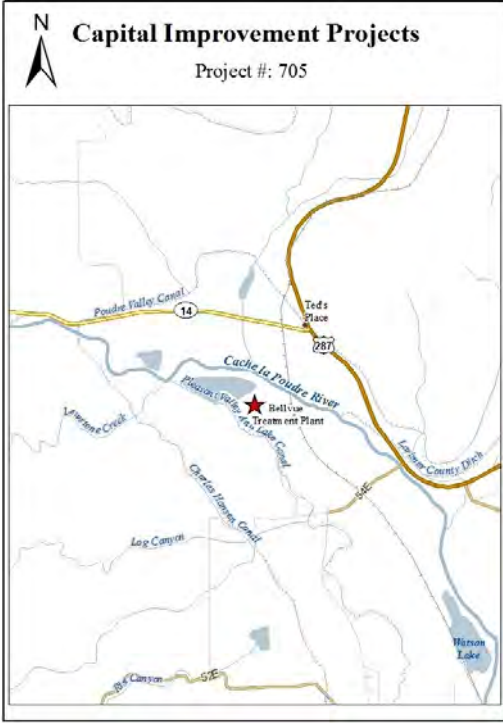
Revenue Detail:

None

Impact on Operating Budget:

None

GL Account	Description	Previous 3 Years	2016 Actual	2017 Revised Budget	2018	2019	2020	2021	2022	Grand Total
Revenue										
	Fund Balance	499,857	316,000	34,500	25,000	25,000	25,000	25,000	25,000	975,357
53**	Water Rates	-	-	355,000	588,000	250,000	300,000	300,000	300,000	2,093,000
Total Revenue		\$499,857	\$316,000	\$389,500	\$613,000	\$275,000	\$325,000	\$325,000	\$325,000	\$3,068,357
Expense										
8202	Construction	89,273	182,169	215,000	250,000	120,000	160,000	160,000	160,000	1,336,442
8206	Design Fees	16,076	-	9,000	4,000	4,000	4,000	4,000	4,000	45,076
8208	Furniture, Fixtures & Equipment	-	1,773	6,000	31,000	30,000	31,000	31,000	31,000	161,773
8214	Legal Publications	109	-	-	-	-	-	-	-	109
8216	Miscellaneous	8,210	-	-	-	-	-	-	-	8,210
8218	Miscellaneous Design	1,738	-	-	-	-	-	-	-	1,738
8232	Project Management	42,512	13,951	10,000	8,000	6,000	6,000	6,000	6,000	98,463
8234	Repair/Maintenance Supplies	42,606	1,681	40,000	20,000	40,000	40,000	40,000	40,000	264,287
8244	Capital Equipment >\$5,000	299,333	116,425	109,500	300,000	75,000	84,000	84,000	84,000	1,152,258
Total Expense		\$499,857	\$316,000	\$389,500	\$613,000	\$275,000	\$325,000	\$325,000	\$325,000	\$3,068,357
Net Total		-	-	-	-	-	-	-	-	-





Boyd Water Treatment Plant - General Rehabilitation

Project Number:	341	Budget Year:	2018
Division:	Water Capital Improvement	Council Priority:	Infrastructure & Growth- Environmental Infrast'r
Project Type:	Water Replacement Treatment	Regions:	5- Outside City
Fund:	Water Capital Replacement	Location:	Boyd Filter Plant
Project Manager:	Sam Boone	Budget Unit #:	4060088088640000
Project Status:	Funded		

Description:

This project consists of replacing chemical feed pumps, high service pump overhauls, electrical switchgear components, grounds rehabilitation, and other mechanical items. Account 8202 includes \$45,000 for road rehab.-'18, 800 Hp high service motor rebuild @ \$25k/year-'17 to '20, \$80k for Boyd Lake Raw Water Pump rehab, \$250k for chemical line replacement in 2018; \$300k for 36" finished water valve replacement in 2019. 2018 Capital includes a 200 Hp motor & high service pump.

Discussion of Progress:

Ongoing planning, design, procurement, construction

Justification:

These items will help maintain operational reliability, effectiveness, and improve efficiency for continued compliance with Federal and State regulations. They will also help to fulfill Water and Sewer department mandates.

Revenue Detail:

None

Impact on Operating Budget:

None

GL Account	Description	Previous 3		2017 Revised	2018	2019	2020	2021	2022	Grand Total
		Years	2016 Actual	Budget						
Revenue										
	Fund Balance	291,299	258,775	97,441	-	-	-	-	-	647,515
53**	Water Rates	-	-	373,000	535,000	510,000	325,000	325,000	325,000	2,393,000
Total Revenue		\$291,299	\$258,775	\$470,441	\$535,000	\$510,000	\$325,000	\$325,000	\$325,000	\$3,040,515
Expense										
8202	Construction	122,620	152,655	263,335	400,000	400,000	215,000	215,000	215,000	1,983,610
8206	Design Fees	8,358	-	-	-	-	-	-	-	8,358
8208	Furniture, Fixtures & Equipment	1,437	6,108	11,459	30,000	30,000	30,000	30,000	30,000	169,004
8214	Legal Publications	55	-	-	-	-	-	-	-	55
8216	Miscellaneous	23,246	315	-	-	-	-	-	-	23,561
8224	Operating Supplies	602	-	-	-	-	-	-	-	602
8229	Professional Services	-	-	5,000	-	-	-	-	-	5,000
8232	Project Management	31,432	8,968	18,000	10,000	10,000	10,000	10,000	10,000	108,400
8234	Repair/Maintenance Supplies	51,432	75,861	35,000	35,000	35,000	35,000	35,000	35,000	337,293
8240	Testing And Inspection	-	128	-	-	-	-	-	-	128
8244	Capital Equipment >\$5,000	52,116	14,740	137,647	60,000	35,000	35,000	35,000	35,000	404,503
Total Expense		\$291,299	\$258,775	\$470,441	\$535,000	\$510,000	\$325,000	\$325,000	\$325,000	\$3,040,515
Net Total		-	-	-	-	-	-	-	-	-





Instrumentation & Controls - Water

Project Number:	342	Budget Year:	2018
Division:	Water Capital Improvement	Council Priority:	Infrastructure & Growth- Environmental Infrastr'r
Project Type:	Water Replacement Transmission & Distribution	Regions:	5- Outside City
Fund:	Water Capital Replacement	Location:	City wide
Project Manager:	Steve Robben	Budget Unit #:	4060088088548855
Project Status:	Funded		

Description:

This program replaces and refurbishes instruments and control systems known as SCADA (Supervisory Control and Data Acquisition). These devices are used to operate water and sewer systems, including recording data required by regulation and measurement and control of various chemicals. This is an on-going project.

Discussion of Progress:

Annual program

Justification:

Instrumentation and controls wear out or become obsolete over time, requiring replacement or major refurbishment. Refurbishment typically occurs at the facilities of the local supplier or manufacturer. City instrumentation technicians perform the replacement projects. This account includes instruments at all water facilities and pipelines.

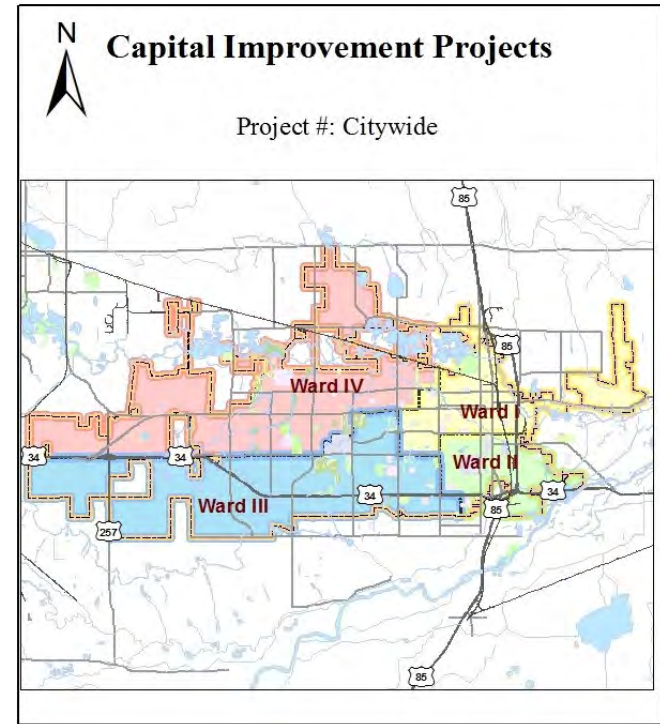
Revenue Detail:

None

Impact on Operating Budget:

None

GL Account	Description	Previous 3 Years	2016 Actual	2017 Revised Budget	2018	2019	2020	2021	2022	Grand Total
Revenue										
	Fund Balance	276,292	177,624	26,538	-	-	-	-	-	480,454
53**	Water Rates	-	-	200,000	200,000	200,000	200,000	200,000	200,000	1,200,000
Total Revenue		\$276,292	\$177,624	\$226,538	\$200,000	\$200,000	\$200,000	\$200,000	\$200,000	\$1,680,454
Expense										
8202	Construction	4,310	4,540	-	-	-	-	-	-	8,849
8203	Construction - City Depts	14,760	6,020	15,000	15,000	15,000	15,000	15,000	15,000	110,780
8206	Design Fees	-	17,177	-	-	-	-	-	-	17,177
8208	Furniture, Fixtures & Equipment	113,562	86,414	106,538	80,000	80,000	80,000	80,000	80,000	706,514
8216	Miscellaneous	33	3,568	5,000	5,000	5,000	5,000	5,000	5,000	33,601
8224	Operating Supplies	2,123	1,160	5,000	5,000	5,000	5,000	5,000	5,000	33,283
8226	Permits, Fees, Etc	-	945	-	-	-	-	-	-	945
8229	Professional Services	351	203	-	-	-	-	-	-	554
8232	Project Management	470	4,487	-	-	-	-	-	-	4,957
8234	Repair/Maintenance Supplies	101,592	41,195	75,000	75,000	75,000	75,000	75,000	75,000	592,787
8244	Capital Equipment >\$5,000	39,093	11,915	20,000	20,000	20,000	20,000	20,000	20,000	171,008
Total Expense		\$276,292	\$177,624	\$226,538	\$200,000	\$200,000	\$200,000	\$200,000	\$200,000	\$1,680,454
Net Total		-	-	-	-	-	-	-	-	-





Boyd WTP Needs Assessment Projects

Project Number:	872	Budget Year:	2018
Division:	Treatment and Supply	Council Priority:	Infrastructure & Growth- Environmental Infrast'r
Project Type:	Water Replacement Treatment	Regions:	5- Outside City
Fund:	Water Capital Replacement	Location:	Boyd Filter Plant
Project Manager:	Sam Boone	Budget Unit #:	4060088084120000
Project Status:	Funded		

Description:

This project encapsulates all of the rehabilitation work for Boyd Water Treatment Plant outlined in the water treatment Needs Assessment. The work performed will replace many dated components within the plant as well as enable Boyd to operate year round.

Discussion of Progress:

Design - 30% Complete

The CMAR, Hydro Construction, is under contract for services including a Guaranteed Maximum Price at 90% design completion. Completed 30% design with value engineering sessions to reduce costs. Looking at ways to split project into smaller segments.

Justification:

Both water treatment plants are due for significant rehabilitation. A Needs Assessment was completed that laid out the schedule and estimated costs for performing the rehab activities at both plants. The rehabilitation will result in more flexibility in how water is produced because Boyd will be available year round and Bellvue will operate more efficiently with new filters.

Revenue Detail:

None

Impact on Operating Budget:

None

GL Account	Description	Previous 3 Years	2016 Actual	2017 Revised Budget	2018	2019	2020	2021	2022	Grand Total
Revenue										
	Fund Balance	328,339	3,879,876	-	-	-	-	-	-	4,208,215
53**	Water Rates	-	-	11,907,400	-	4,623,000	4,101,000	4,042,000	-	24,673,400
Total Revenue		\$328,339	\$3,879,876	\$11,907,400	-	\$4,623,000	\$4,101,000	\$4,042,000	-	\$28,881,615
Expense										
8202	Construction	-	3,113,766	10,674,000	-	4,170,000	3,696,000	3,643,000	-	25,296,766
8204	Contingency	-	-	-	-	209,000	185,000	182,000	-	576,000
8206	Design Fees	313,314	613,909	-	-	-	-	-	-	927,223
8208	Furniture, Fixtures & Equipment	-	355	-	-	-	-	-	-	355
8214	Legal Publications	-	-	1,000	-	1,000	1,000	1,000	-	4,000
8216	Miscellaneous	61	-	-	-	-	-	-	-	61
8229	Professional Services	-	42,349	1,067,400	-	209,000	185,000	182,000	-	1,685,749
8232	Project Management	14,964	85,789	100,000	-	34,000	34,000	34,000	-	302,753
8234	Repair/Maintenance Supplies	-	22,074	-	-	-	-	-	-	22,074
8240	Testing And Inspection	-	1,634	65,000	-	-	-	-	-	66,634
Total Expense		\$328,339	\$3,879,876	\$11,907,400	-	\$4,623,000	\$4,101,000	\$4,042,000	-	\$28,881,615
Net Total		-	-	-	-	-	-	-	-	-





Boyd Filter Media Replacement

Project Number:	406.26	Budget Year:	2018
Division:	Treatment and Supply	Council Priority:	Infrastructure & Growth- Environmental Infrast'r
Project Type:	Water Replacement Treatment	Regions:	5- Outside City
Fund:	Water Capital Replacement	Location:	Boyd Water Treatment Plant
Project Manager:	Adam Prior	Budget Unit #:	Unassigned
Project Status:	Funded		

Description:

Project involves the removal of the existing filter media from the filter bays and replacing it with new media. 12 in-line particle counters are included in the capital item.

Discussion of Progress:

Planning

Justification:

Recent sampling and testing shows the anthracite coal has deteriorated below the original minimum effective size. The existing media was installed and placed into service in 2000. Replacement of the media will insure adequate filtration to meet Federal and State regulatory statutes.

Revenue Detail:

No additional information

Impact on Operating Budget:

None

GL Account	Description	Previous 3 Years	2016 Actual	2017 Revised Budget	2018	2019	2020	2021	2022	Grand Total
Revenue										
53**	Water Rates	-	-	-	800,000	-	-	-	-	800,000
Total Revenue		-	-	-	\$800,000	-	-	-	-	\$800,000
Expense										
8202	Construction	-	-	-	756,000	-	-	-	-	756,000
8206	Design Fees	-	-	-	25,000	-	-	-	-	25,000
8214	Legal Publications	-	-	-	1,000	-	-	-	-	1,000
8232	Project Management	-	-	-	15,000	-	-	-	-	15,000
8240	Testing And Inspection	-	-	-	3,000	-	-	-	-	3,000
Total Expense		-	-	-	\$800,000	-	-	-	-	\$800,000
Net Total		-	-	-	-	-	-	-	-	-



Boyd High Service Pumping Rehabilitation

Project Number:	406.27	Budget Year:	2018
Division:	Treatment and Supply	Council Priority:	Infrastructure & Growth- Environmental Infrastr'r
Project Type:	Water Replacement Treatment	Regions:	5- Outside City
Fund:	Water Capital Replacement	Location:	Boyd Water Treatment Plant
Project Manager:	Adam Prior	Budget Unit #:	Unassigned
Project Status:	Funded		

Description:

This project consists of replacing two 4160 volt, 3 phase, switchgears for two of the 800 Hp high service pumps with one variable frequency drive (VFD) and a two-way selector switch.

Discussion of Progress:

Planning

Justification:

The existing 4160 volt switchgear was installed during the 1988 construction of the North High Service Pump Station. Circuit boards and components are not supported any more. Since the 1st 800 Hp VFD has been on-line since 2010, the electrical pumping cost has dropped by \$18.57 per million gallons. An average year of pumping 2,600 million gallons, the annual savings is \$48,282/year. The two-way switch would allow the new VFD to drive one of two 800 Hp pumps providing redundancy and reliability.

Revenue Detail:

No additional information

Impact on Operating Budget:

None

GL Account	Description	Previous 3 Years	2016 Actual	2017 Revised Budget	2018	2019	2020	2021	2022	Grand Total
Revenue										
53**	Water Rates	-	-	-	-	32,000	655,000	-	-	687,000
Total Revenue		-	-	-	-	\$32,000	\$655,000	-	-	\$687,000
Expense										
8202	Construction	-	-	-	-	-	650,000	-	-	650,000
8206	Design Fees	-	-	-	-	30,000	-	-	-	30,000
8232	Project Management	-	-	-	-	2,000	5,000	-	-	7,000
Total Expense		-	-	-	-	\$32,000	\$655,000	-	-	\$687,000
Net Total		-	-	-	-	-	-	-	-	-



Bellvue Backwash Return Pipe Replacement

Project Number:	406.28	Budget Year:	2018
Division:	Treatment and Supply	Council Priority:	Infrastructure & Growth- Environmental Infrast'r
Project Type:	Water Replacement Treatment	Regions:	5- Outside City
Fund:	Water Capital Replacement	Location:	Bellvue Water Treatment Plant
Project Manager:	Adam Prior	Budget Unit #:	Unassigned
Project Status:	Funded		

Description:

Replace remaining segments of 20" piping not replaced during the Phase 1 project in 2000.

Discussion of Progress:

Planning

Justification:

As a part of the contractor reduction to match the budget, much of the existing 20" cast iron piping installed prior to 1947 was utilized for the backwash return line to the raw water inlet vault. The pipe is severely corroded with many leaks and leaded joints that leak. The existing pipe only has one to one and a half foot of cover subjecting it to ground movement.

Revenue Detail:

No additional information

Impact on Operating Budget:

None

GL Account	Description	Previous 3 Years	2016 Actual	2017 Revised Budget	2018	2019	2020	2021	2022	Grand Total
Revenue										
53**	Water Rates	-	-	-	-	-	395,000	-	-	395,000
Total Revenue		-	-	-	-	-	\$395,000	-	-	\$395,000
Expense										
8202	Construction	-	-	-	-	-	350,000	-	-	350,000
8204	Contingency	-	-	-	-	-	35,000	-	-	35,000
8232	Project Management	-	-	-	-	-	10,000	-	-	10,000
Total Expense		-	-	-	-	-	\$395,000	-	-	\$395,000
Net Total		-	-	-	-	-	-	-	-	-

Boyd Microstrainer Building Remodel

Project Number:	406.29	Budget Year:	2018
Division:	Treatment and Supply	Council Priority:	Infrastructure & Growth- Environmental Infrast'r
Project Type:	Water Replacement Treatment	Regions:	5- Outside City
Fund:	Water Capital Replacement	Location:	Boyd Water Treatment Plant
Project Manager:	Adam Prior	Budget Unit #:	Unassigned
Project Status:	Funded		

Description:

Installation of an external stairway to the 2nd floor of the microstrainer building and modifying the building for offices, records storage, and meeting space.

Discussion of Progress:

Planning

Justification:

The 2nd floor only has one stairway egress which does not confirm to current building code. An external stairway and exit will correct this deficiency. The building will be repurposed to fulfill the need for Boyd staff offices, record storage and meeting space.

Revenue Detail:

No additional information

Impact on Operating Budget:

None

GL Account	Description	Previous 3 Years	2016 Actual	2017 Revised Budget	2018	2019	2020	2021	2022	Grand Total
Revenue										
53**	Water Rates	-	-	-	-	-	-	71,000	843,000	914,000
Total Revenue		-	-	-	-	-	-	\$71,000	\$843,000	\$914,000
Expense										
8202	Construction	-	-	-	-	-	-	-	744,000	744,000
8204	Contingency	-	-	-	-	-	-	-	74,000	74,000
8206	Design Fees	-	-	-	-	-	-	68,000	-	68,000
8232	Project Management	-	-	-	-	-	-	3,000	25,000	28,000
Total Expense		-	-	-	-	-	-	\$71,000	\$843,000	\$914,000
Net Total		-	-	-	-	-	-	-	-	-



Bellvue '46-'53 Filter Building Remodel

Project Number:	406.30	Budget Year:	2018
Division:	Treatment and Supply	Council Priority:	Infrastructure & Growth- Environmental Infrast'r
Project Type:	Water Replacement Treatment	Regions:	5- Outside City
Fund:	Water Capital Replacement	Location:	Bellvue Water Treatment Plant
Project Manager:	Adam Prior	Budget Unit #:	Unassigned
Project Status:	Funded		

Description:

Modify the existing decommissioned filter building for useable office, meeting room, and record storage.

Discussion of Progress:

Planning

Justification:

The building is structurally sound. Repurposing the filter bay area fulfills the need for an acceptable meeting room, operations staff offices, and records storage.

Revenue Detail:

No additional information

Impact on Operating Budget:

None

GL Account	Description	Previous 3 Years	2016 Actual	2017 Revised Budget	2018	2019	2020	2021	2022	Grand Total
Revenue										
53**	Water Rates	-	-	-	-	-	-	119,500	1,314,500	1,434,000
Total Revenue		-	-	-	-	-	-	\$119,500	\$1,314,500	\$1,434,000
Expense										
8202	Construction	-	-	-	-	-	-	-	1,145,000	1,145,000
8204	Contingency	-	-	-	-	-	-	-	114,500	114,500
8206	Design Fees	-	-	-	-	-	-	114,500	-	114,500
8226	Permits, Fees, Etc	-	-	-	-	-	-	-	5,000	5,000
8232	Project Management	-	-	-	-	-	-	5,000	35,000	40,000
8240	Testing And Inspection	-	-	-	-	-	-	-	15,000	15,000
Total Expense		-	-	-	-	-	-	\$119,500	\$1,314,500	\$1,434,000
Net Total		-	-	-	-	-	-	-	-	-







Water Rights Acquisition

Fund 407



2018 - 2022 Five Year Plan

407 - Water Rights Acquisition

	2016 Actual	2017 Original Budget	2017 Revised Budget	2018	2019	2020	2021	2022	Total 2018 - 2022
Beginning Available Cash Balance	\$21,594,444	\$15,946,527	\$15,946,527	\$8,667,269	\$4,663,374	(\$2,302,968)	\$7,358,369	\$1,786,799	

Revenues

GL	Description	2016 Actual	2017 Original	2017	2018	2019	2020	2021	2022	2018-2022
4614	Cash In Lieu/Warranty Bond	2,116,697	-	-	-	-	-	-	-	-
53**	Water Rates	1,538,196	365,000	365,000	365,000	365,000	889,800	997,516	988,154	3,605,470
56**	Investment Earnings	170,975	50,863	50,863	21,352	9,676	12,894	17,785	5,519	67,226
5631	Rents From Land	51,560	-	-	-	-	-	-	-	-
5636	Royalties	93,209	70,000	70,000	70,000	70,000	70,000	-	-	210,000
5801	Sales Of Fixed Assets	-	-	2,200,000	-	-	-	-	-	-
5802	Sales Of Other City Asset	149,757	-	-	-	-	-	-	-	-
5902	Bond Proceeds	-	-	-	4,000,000	-	16,000,000	-	-	20,000,000
Total Revenue		\$4,120,393	\$485,863	\$2,685,863	\$4,456,352	\$444,676	\$16,972,694	\$1,015,301	\$993,673	\$23,882,696

Expenditures

Page	Project	Title	2016 Actual	2017 Original	2017	2018	2019	2020	2021	2022	2018 - 2022
Investments / Rebates / Transfers / Other											
	411	Investment Charges	16,526	7,121	7,121	2,247	1,018	1,357	1,871	581	7,074
Water Rights Acquisition											
778	584	Equalizer	2,933	50,000	50,000	50,000	-	-	-	-	50,000
780	884	Greeley Irrigation Company Change Case	19,145	150,000	150,000	150,000	50,000	-	-	-	200,000
782	407.2	Rockwell Ranch Change Case	13,576	200,000	200,000	200,000	50,000	-	-	-	250,000
784	842	Development of Parcel B, Poudre Ponds	705,719	673,000	673,000	673,000	375,000	375,000	-	-	1,423,000
788	2163	Leprino Produced Water Claim	29,504	200,000	200,000	200,000	150,000	150,000	-	-	500,000
790	2164	Larimer & Weld Companies Change Case	4,151	200,000	200,000	200,000	200,000	200,000	-	-	600,000
792	1065	Overland Trail	791	435,000	435,000	435,000	35,000	35,000	35,000	-	540,000
794	581	Future Water Acquisition - Phase II	8,975,967	6,550,000	10,550,000	6,550,000	6,550,000	6,550,000	6,550,000	6,550,000	32,750,000
Total Expenditures			\$9,768,310	\$8,465,121	\$12,465,121	\$8,460,247	\$7,411,018	\$7,311,357	\$6,586,871	\$6,550,581	\$36,320,074
Timing of Expenditure Payments			-	-	(\$2,500,000)	-	-	-	-	-	-
Ending Available Cash Balance			\$15,946,527	\$7,967,269	\$8,667,269	\$4,663,374	(\$2,302,968)	\$7,358,369	\$1,786,799	(\$3,770,109)	

2018 - 2022 Five Year Plan Comparison to Previous Budget Year

407 - Water Rights Acquisition

	2018 Original	2018	2019 Original	2019	2020 Original	2020	2021 Original	2021	2022 Original	2022	Total 2018 - 2022 Original	2018-2022
Beginning Available Cash Balance	\$8,667,269	\$8,667,269	\$1,565,631	\$4,663,374	(\$743,017)	(\$2,302,968)	(\$6,392,167)	\$7,358,369	\$7,974,383	\$1,786,799		

Revenues

GL	Description	2018 Original	2018	2019 Original	2019	2020 Original	2020	2021 Original	2021	2022 Original	2022	2018-2022 Original	2018-2022
53**	Water Rates	365,000	365,000	892,276	365,000	900,850	889,800	916,550	997,516	-	988,154	3,074,676	3,605,470
56**	Investment Earnings	27,165	21,352	4,739	9,676	-	12,894	-	17,785	-	5,519	31,904	67,226
5636	Royalties	70,000	70,000	70,000	70,000	-	70,000	-	-	-	-	140,000	210,000
5902	Bond Proceeds	-	4,000,000	4,000,000	-	-	16,000,000	20,000,000	-	-	-	24,000,000	20,000,000
Total Revenue		\$462,165	\$4,456,352	\$4,967,015	\$444,676	\$900,850	\$16,972,694	\$1,015,301	\$1,015,301	-	\$993,673	\$27,246,580	\$23,882,696

Expenditures

Page	Project	Title	2018 Original	2018	2019 Original	2019	2020 Original	2020	2021 Original	2021	2022 Original	2022	2018-2022 Original	2018 - 2022
Investments / Rebates / Transfers / Other														
	411	Investment Charges	3,803	2,247	663	1,018	-	1,357	-	1,871	-	581	4,466	7,074
Water Rights Acquisition														
778	584	Equalizer	-	50,000	-	-	-	-	-	-	-	-	-	50,000
780	884	Greeley Irrigation Company Change Case	150,000	150,000	-	50,000	-	-	-	-	-	-	150,000	200,000
782	407.2	Rockwell Ranch Change Case	100,000	200,000	-	50,000	-	-	-	-	-	-	100,000	250,000
784	842	Development of Parcel B, Poudre Ponds	375,000	673,000	375,000	375,000	-	375,000	-	-	-	-	750,000	1,423,000
788	2163	Leprino Produced Water Claim	150,000	200,000	150,000	150,000	-	150,000	-	-	-	-	300,000	500,000
790	2164	Larimer & Weld Companies Change Case	200,000	200,000	200,000	200,000	-	200,000	-	-	-	-	400,000	600,000
792	1065	Overland Trail	35,000	435,000	-	35,000	-	35,000	-	35,000	-	-	35,000	540,000
794	581	Future Water Acquisition - Phase II	6,550,000	6,550,000	6,550,000	6,550,000	6,550,000	6,550,000	6,550,000	6,550,000	-	6,550,000	26,200,000	32,750,000
Total Expenditures			\$7,563,803	\$8,460,247	\$7,275,663	\$7,411,018	\$6,550,000	\$7,311,357	\$6,550,000	\$6,586,871	-	\$6,550,581	\$27,939,466	\$36,320,074

Ending Available Cash Balance	\$1,565,631	\$4,663,374	(\$743,017)	(\$2,302,968)	(\$6,392,167)	\$7,358,369	\$7,974,383	\$1,786,799	\$7,974,383	(\$3,770,109)		
-------------------------------	-------------	-------------	-------------	---------------	---------------	-------------	-------------	-------------	-------------	---------------	--	--

Equalizer

Project Number:	584	Budget Year:	2018
Division:	Water Capital Improvement	Council Priority:	Infrastructure & Growth- Environmental Infrastr'r
Project Type:	Water Rights Acquisition	Regions:	5- Outside City
Fund:	Water Rights Acquisition	Location:	Greeley Loveland Irrigation Company land
Project Manager:	Eric Reckentine	Budget Unit #:	4070088088910000
Project Status:	Funded		

Description:

Greeley has assessed Lower and Upper Equalizer Projects, which could serve Greeley's existing and masterplanned non-potable demand in the service area of the Greeley Loveland Irrigation Company (GLIC) with Greeley's excess untreatable supplies. This would allow Greeley to treat its GLIC water supplies at the Boyd Water Treatment Plant.

Discussion of Progress:

Feasibility assessments are complete.

Justification:

The project assess options to adds raw water storage capacity as specified in the Water Master Plan

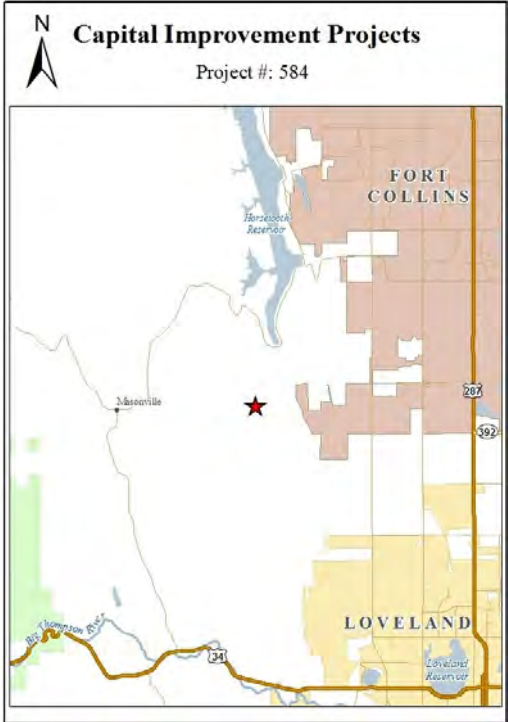
Revenue Detail:

None

Impact on Operating Budget:

None

GL Account	Description	Previous 3 Years	2016 Actual	2017 Revised Budget	2018	2019	2020	2021	2022	Grand Total
Revenue										
	Fund Balance	35,188	2,933	50,000	50,000	-	-	-	-	138,121
Total Revenue		\$35,188	\$2,933	\$50,000	\$50,000	-	-	-	-	\$138,121
Expense										
8229	Professional Services	35,188	2,933	50,000	50,000	-	-	-	-	138,121
Total Expense		\$35,188	\$2,933	\$50,000	\$50,000	-	-	-	-	\$138,121
Net Total		-	-	-	-	-	-	-	-	-



Greeley Irrigation Company Change Case

Project Number:	884	Budget Year:	2018
Division:	Water Capital Improvement	Council Priority:	Infrastructure & Growth- Environmental Infrast'r
Project Type:	Water Rights Acquisition	Regions:	0 - Multiple Wards
Fund:	Water Rights Acquisition	Location:	City wide
Project Manager:	Eric Reckentine	Budget Unit #:	4070088088970000
Project Status:	Funded		

Description:

This water court case involves the transfer of 77.8 unchanged Greeley Irrigation Company shares from irrigation use to municipal use. Once shares are acquired in the Water Acquisition Program Phase I and II, they must be taken through water court in order to be available for municipal use.

Discussion of Progress:

Engineering and legal costs are ongoing while the city litigates the change case in water court. This will likely be a multi-year process.

Justification:

Ditch shares can only be used for municipal uses including augmentation and replacing return flows if they have been changed in court.

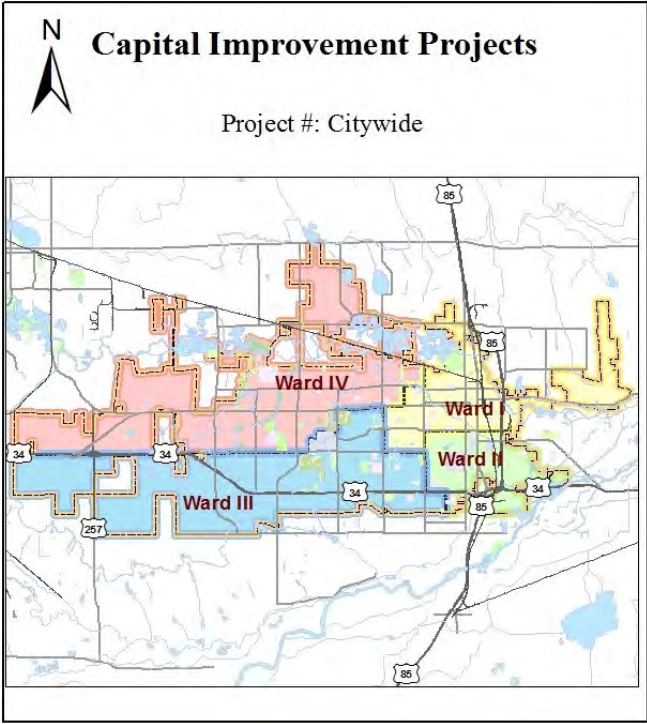
Revenue Detail:

None

Impact on Operating Budget:

None

GL Account	Description	Previous 3 Years	2016 Actual	2017 Revised Budget	2018	2019	2020	2021	2022	Grand Total
Revenue										
	Fund Balance	49,406	19,145	150,000	150,000	50,000	-	-	-	418,551
Total Revenue		\$49,406	\$19,145	\$150,000	\$150,000	\$50,000	-	-	-	\$418,551
Expense										
8214	Legal Publications	-	447	-	-	-	-	-	-	447
8229	Professional Services	49,406	18,434	150,000	150,000	50,000	-	-	-	417,840
8232	Project Management	-	264	-	-	-	-	-	-	264
Total Expense		\$49,406	\$19,145	\$150,000	\$150,000	\$50,000	-	-	-	\$418,551
Net Total		-	-	-	-	-	-	-	-	-



Rockwell Ranch Change Case

Project Number:	407.2	Budget Year:	2018
Division:	Water General Management	Council Priority:	Infrastructure & Growth- Environmental Infrast'r
Project Type:	Water Rights Acquisition	Regions:	0 - Multiple Wards
Fund:	Water Rights Acquisition	Location:	City wide
Project Manager:	Eric Reckentine	Budget Unit #:	4070088087020000
Project Status:	Funded		

Description:

File water court application, complete engineering and obtain decree for the change of use of unchanged water rights.

Discussion of Progress:

Planning stage

Justification:

Ditch and reservoir company shares can only be used for municipal uses including augmentation and replacing return flows if they have been changed in court.

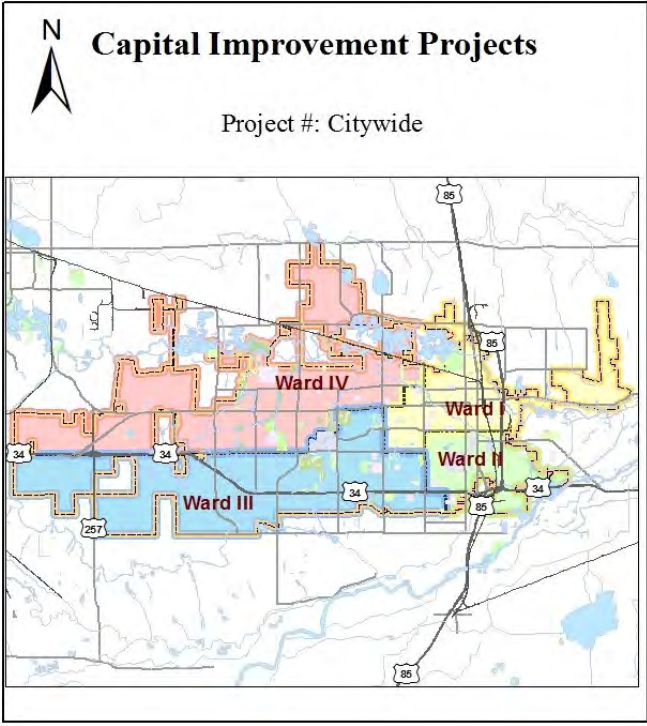
Revenue Detail:

None

Impact on Operating Budget:

None

GL Account	Description	Previous 3 Years	2016 Actual	2017 Revised Budget	2018	2019	2020	2021	2022	Grand Total
Revenue										
	Fund Balance	-	13,576	200,000	200,000	50,000	-	-	-	463,576
	Total Revenue	-	\$13,576	\$200,000	\$200,000	\$50,000	-	-	-	\$463,576
Expense										
8214	Legal Publications	-	1,115	-	-	-	-	-	-	1,115
8229	Professional Services	-	12,461	200,000	200,000	50,000	-	-	-	462,461
	Total Expense	-	\$13,576	\$200,000	\$200,000	\$50,000	-	-	-	\$463,576
	Net Total	-	-	-	-	-	-	-	-	-



Development of Parcel B, Poudre Ponds

Project Number:	842	Budget Year:	2018
Division:	Water Capital Improvement	Council Priority:	Infrastructure & Growth- Environmental Infrast'r
Project Type:	Water Rights Acquisition	Regions:	5- Outside City
Fund:	Water Rights Acquisition	Location:	35th Avenue, north of F Street
Project Manager:	Anastasia Frantsova	Budget Unit #:	4070088088960000
Project Status:	Funded		

Description:

This is an expansion of gravel pit storage on the Lower Poudre River. In 2011, Greeley exercised an option to purchase partially mined land located south and east of the existing Poudre Ponds. Greeley has a long-term mining and excavation contract with Hall-Irwin to create a lined-gravel pit to the south of Poudre Ponds and to backfill existing ponds which may eventually become artificial wetlands. The City pays for dewatering and reclamation.

Discussion of Progress:

Mining is ongoing.

Justification:

This land purchase will allow Greeley to increase its augmentation storage and recreational opportunities at the Poudre Ponds site. Storage provides water required for augmentation and return flow obligations, as required by water court decrees and existing contractual obligations.

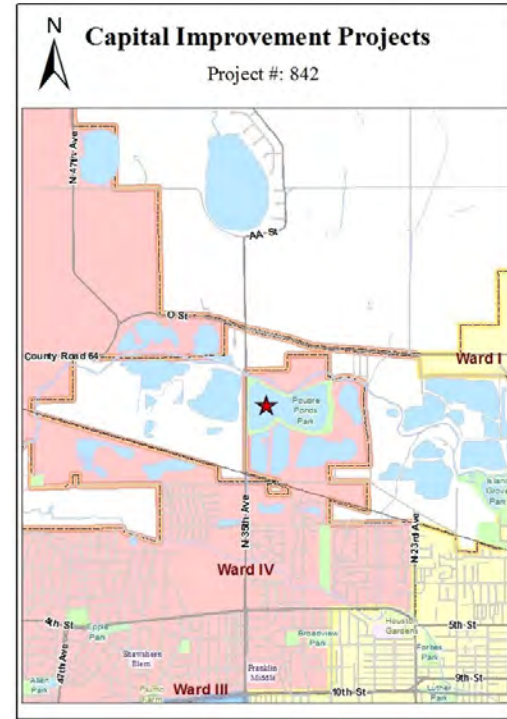
Revenue Detail:

The water fund receives approximately \$70,000 in royalty revenue each year that mining occurs on the site.

Impact on Operating Budget:

None

GL Account	Description	Previous 3		2017 Revised	2018	2019	2020	2021	2022	Grand Total
		Years	2016 Actual	Budget						
Revenue										
	Fund Balance	-	612,510	603,000	603,000	305,000	305,000	-	-	2,412,805
5636	Royalties	1,402,833	93,209	70,000	70,000	70,000	70,000	-	-	1,776,042
Total Revenue		\$1,402,833	\$705,719	\$673,000	\$673,000	\$375,000	\$375,000	-	-	\$4,188,848
Expense										
8202	Construction	1,278,525	674,894	635,000	590,000	342,000	342,000	-	-	3,862,419
8206	Design Fees	927	-	5,000	50,000	-	-	-	-	55,927
8212	Land/Building Cost/Demolition	4,600	-	-	-	-	-	-	-	4,600
8214	Legal Publications	81	-	-	-	-	-	-	-	81
8216	Miscellaneous	307	45	-	-	-	-	-	-	351
8226	Permits,Fees, Etc	7,261	-	-	-	-	-	-	-	7,261
8228	Printing, Copying	772	-	-	-	-	-	-	-	772
8229	Professional Services	23,109	10,456	-	-	-	-	-	-	33,565
8232	Project Management	64,591	20,324	33,000	33,000	33,000	33,000	-	-	216,915
8240	Testing And Inspection	6,956	-	-	-	-	-	-	-	6,956
Total Expense		\$1,387,129	\$705,719	\$673,000	\$673,000	\$375,000	\$375,000	-	-	\$4,188,848
Net Total		\$15,704	-	-	-	-	-	-	-	-





Leprino Produced Water Claim

Project Number:	2163	Budget Year:	2018
Division:	Treatment and Supply	Council Priority:	Infrastructure & Growth- Environmental Infrast'r
Project Type:	Water Rights Acquisition	Regions:	0 - Multiple Wards
Fund:	Water Rights Acquisition	Location:	City wide
Project Manager:	Eric Reckentine	Budget Unit #:	4070088084140000
Project Status:	Funded		

Description:

File water court application, complete engineering and obtain decree to claim credit for water produced as a result of cheese production process

Discussion of Progress:

Planning

Justification:

As a part of the contract to provide water to Leprino, Greeley is responsible for filing an application to claim the credit for water developed as a result of the production of cheese from milk.

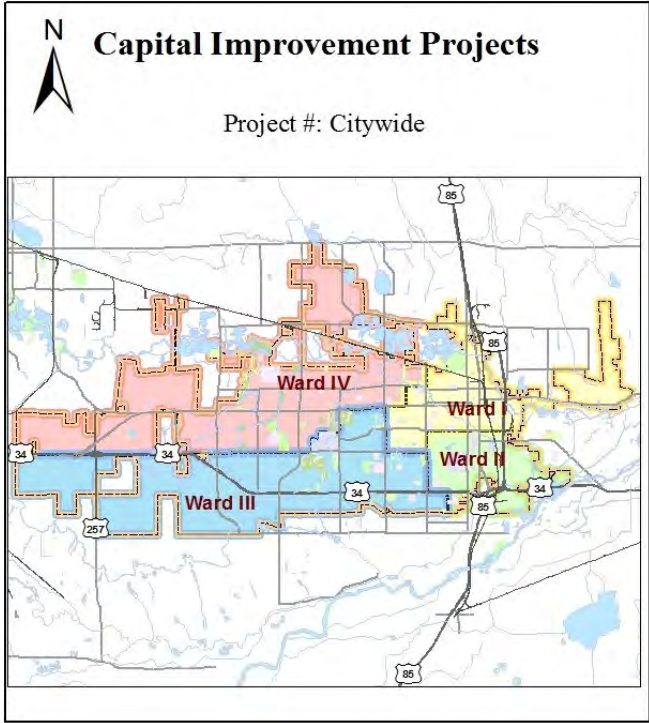
Revenue Detail:

None

Impact on Operating Budget:

None

GL Account	Description	Previous 3 Years	2016 Actual	2017 Revised Budget	2018	2019	2020	2021	2022	Grand Total
Revenue										
	Fund Balance	34,754	29,504	200,000	200,000	150,000	150,000	-	-	764,257
Total Revenue		\$34,754	\$29,504	\$200,000	\$200,000	\$150,000	\$150,000	-	-	\$764,257
Expense										
8229	Professional Services	34,754	29,504	200,000	200,000	150,000	150,000	-	-	764,257
Total Expense		\$34,754	\$29,504	\$200,000	\$200,000	\$150,000	\$150,000	-	-	\$764,257
Net Total		-	-	-	-	-	-	-	-	-



Larimer & Weld Companies Change Case

Project Number:	2164	Budget Year:	2018
Division:	Treatment and Supply	Council Priority:	Infrastructure & Growth- Environmental Infrast'r
Project Type:	Water Rights Acquisition	Regions:	0 - Multiple Wards
Fund:	Water Rights Acquisition	Location:	City wide
Project Manager:	Eric Reckentine	Budget Unit #:	4070088084150000
Project Status:	Funded		

Description:

File water court application, complete engineering and obtain decree for the change of use of unchanged Larimer and Weld Irrigation Company shares.

Discussion of Progress:

Planning

Justification:

Ditch and reservoir company shares can only be used for municipal uses including augmentation and replacing return flows if they have been changed in court.

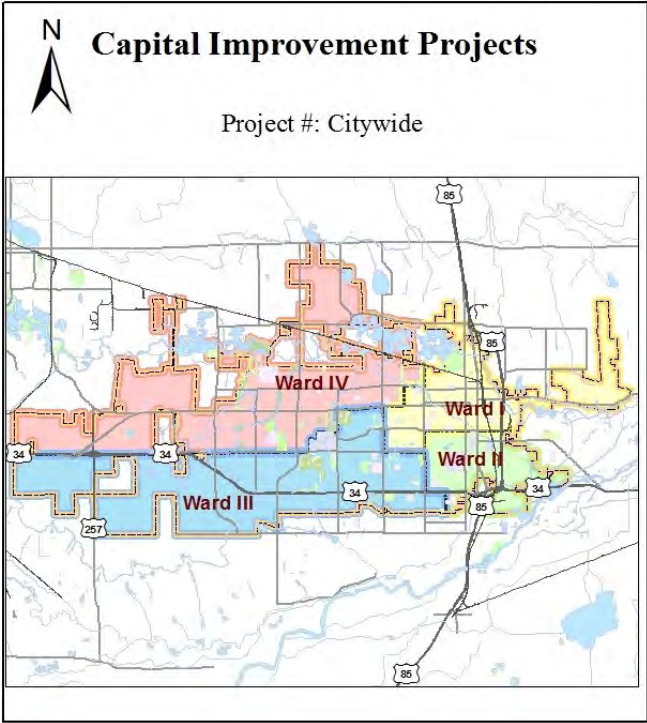
Revenue Detail:

None

Impact on Operating Budget:

None

GL Account	Description	Previous 3 Years	2016 Actual	2017 Revised Budget	2018	2019	2020	2021	2022	Grand Total
Revenue										
	Fund Balance	-	4,151	200,000	200,000	200,000	200,000	-	-	804,151
Total Revenue		-	\$4,151	\$200,000	\$200,000	\$200,000	\$200,000	-	-	\$804,151
Expense										
8229	Professional Services	-	4,151	200,000	200,000	200,000	200,000	-	-	804,151
Total Expense		-	\$4,151	\$200,000	\$200,000	\$200,000	\$200,000	-	-	\$804,151
Net Total		-	-	-	-	-	-	-	-	-



Overland Trail

Project Number:	1065	Budget Year:	2018
Division:	Water Capital Improvement	Council Priority:	Infrastructure & Growth- Environmental Infrast'r
Project Type:	Water Rights Acquisition	Regions:	5- Outside City
Fund:	Water Rights Acquisition	Location:	Northwest of Fort Collins
Project Manager:	Eric Reckentine	Budget Unit #:	4070088088920000
Project Status:	Funded		

Description:

The Overland Trail Gravel Pits are located NW of Fort Collins. Greeley and the Tri-Districts purchased half of the gravel pits from Lafarge in 2004. The other half were owned by individual land owners; Greeley and Tri-Districts are purchasing these pits as they are mined out and lined. Ultimately, Greeley's storage will be 2,343 acre-feet. The pits will be used to store potable supplies for the Bellvue filter plant and to meet return flows required by ditch company acquisition. The costs shown are Greeley's portion to be paid to the Tri-Districts which are managing the development of this water storage.

Discussion of Progress:

See description for progress to date

Justification:

The Water Master Plan intends for the City to develop high quality supplies in the Poudre basin to meet water supply needs prior to the expansion of the Milton Seaman reservoir. The desirable options include building small projects such as the Overland Trail to maximize the value of existing water supplies and of purchased supplies in the future.

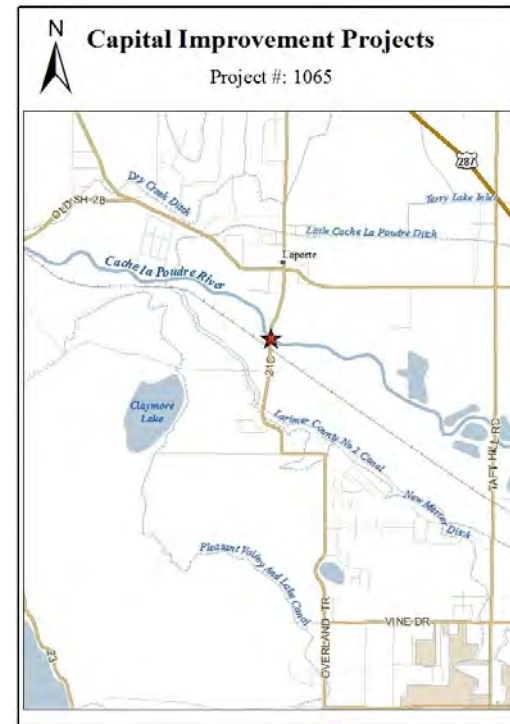
Revenue Detail:

None

Impact on Operating Budget:

None

GL Account	Description	Previous 3 Years	2016 Actual	2017 Revised Budget	2018	2019	2020	2021	2022	Grand Total
Revenue										
	Fund Balance	357,583	791	435,000	435,000	35,000	35,000	35,000	-	1,333,374
4341	Local Government Grants	178,087	-	-	-	-	-	-	-	178,087
Total Revenue		\$535,670	\$791	\$435,000	\$435,000	\$35,000	\$35,000	\$35,000	-	\$1,511,461
Expense										
8202	Construction	215,196	-	-	-	-	-	-	-	215,196
8212	Land/Building Cost/Demolition	320,224	-	400,000	400,000	-	-	-	-	1,120,224
8229	Professional Services	250	791	20,000	20,000	20,000	20,000	20,000	-	101,041
8232	Project Management	-	-	15,000	15,000	15,000	15,000	15,000	-	75,000
Total Expense		\$535,670	\$791	\$435,000	\$435,000	\$35,000	\$35,000	\$35,000	-	\$1,511,461
Net Total		-	-	-	-	-	-	-	-	-



Future Water Acquisition - Phase II

Project Number:	581	Budget Year:	2018
Division:	Water Capital Improvement	Council Priority:	Infrastructure & Growth- Environmental Infrast'r
Project Type:	Water Rights Acquisition	Regions:	5- Outside City
Fund:	Water Rights Acquisition	Location:	City wide
Project Manager:	Eric Reckentine	Budget Unit #:	4070088088950000
Project Status:	Funded		

Description:

Greeley needs additional water supplies for growth. Water Acquisition Phase II is acquisition of 10,000 acre-feet of agricultural water supplies. An Enlarged Seaman Reservoir would expand these supplies by another 6,600 acre-feet. Greeley also needs gravel pit storage on the lower Poudre and Big Thompson Rivers to capture reusable effluent in order to extend water supplies. It is estimated that \$90 million is necessary to purchase this water.

Discussion of Progress:

Ongoing budget; reducing budget to reflect the realities of the water rights market.

Justification:

The Water Master Plan intended for the City to develop a \$36 million Future Water Account (FWA) and to generally identify the water supplies needed for acquiring 6,000 acre-feet of potable firm yield. Supplies identified as being the best fit for the Greeley water system are selling to other utilities at a rate such that when Greeley can generate funds from the cash-in-lieu of water sales they may no longer be available for purchase. Therefore, if the City is going to secure water for its future growth, an active acquisition program should be implemented.

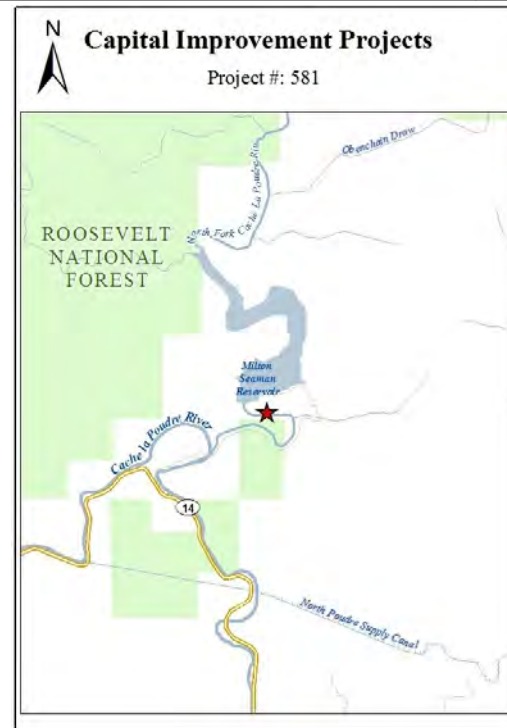
Revenue Detail:

The water fund receives varying amounts of revenue by renting the water supplies back to agriculture. The revenue amount varies year to year depending on water availability.

Impact on Operating Budget:

Water assessment fees increase when the city buys additional shares of ditch company water. The cost varies by the water right acquired.

GL Account	Description	Previous 3			2018	2019	2020	2021	2022	Grand Total
		Years	2016 Actual	2017 Revised Budget						
Revenue										
	Fund Balance	3,440,943	8,826,210	10,550,000	6,550,000	6,550,000	6,550,000	6,550,000	6,550,000	55,567,153
5759	Other	45,172	-	-	-	-	-	-	-	45,172
5801	Sales Of Fixed Assets	-114,729	-	-	-	-	-	-	-	-114,729
5802	Sales Of Other City Asset	-	149,757	-	-	-	-	-	-	149,757
Total Revenue		\$3,371,386	\$8,975,967	\$10,550,000	\$6,550,000	\$6,550,000	\$6,550,000	\$6,550,000	\$6,550,000	\$55,647,352
Expense										
8212	Land/Building Cost/Demolition	3,330,830	8,942,266	10,500,000	6,500,000	6,500,000	6,500,000	6,500,000	6,500,000	55,273,096
8229	Professional Services	40,556	33,701	50,000	50,000	50,000	50,000	50,000	50,000	374,256
Total Expense		\$3,371,386	\$8,975,967	\$10,550,000	\$6,550,000	\$6,550,000	\$6,550,000	\$6,550,000	\$6,550,000	\$55,647,352
Net Total		-	-	-	-	-	-	-	-	-







Stormwater Construction

Fund 412



2018 - 2022 Five Year Plan

412 - Stormwater Construction

	2016 Actual	2017 Original Budget	2017 Revised Budget	2018	2019	2020	2021	2022	Total 2018 - 2022
Beginning Available Cash Balance	\$7,594,289	\$5,301,831	\$5,301,831	\$383,223	\$497,905	\$542,766	\$777,616	\$1,180,960	

Revenues

GL	Description	2016 Actual	2017 Original	2017	2018	2019	2020	2021	2022	2018-2022
4311	Federal Grants	18,034	-	-	-	-	-	-	-	-
4322	State Pass Through	3,006	-	-	-	-	-	-	-	-
4611	Plant Investment Fees	280,949	285,961	285,961	291,394	296,930	234,942	243,165	248,028	1,314,459
5410	Stormwater Rates	1,118,141	-	2,545,101	2,155,561	2,309,688	2,574,023	2,849,164	3,137,399	13,025,835
56**	Investment Earnings	66,673	15,500	15,500	3,768	2,741	1,905	1,987	1,200	11,601
5902	Bond Proceeds	-	-	-	-	-	-	8,000,000	-	8,000,000
6411	Operating Transfer From Stormwater Fund	330,104	1,525,000	1,525,000	-	-	-	-	-	-
Total Revenue		\$1,816,907	\$1,826,461	\$4,371,562	\$2,450,723	\$2,609,359	\$2,810,870	\$11,094,316	\$3,386,627	\$22,351,895

Expenditures

Page	Project	Title	2016 Actual	2017 Original	2017	2018	2019	2020	2021	2022	2018 - 2022
	1081	Downtown Master Plan Update	126,823	-	95,337	-	-	-	-	-	-
	1018	Eaton Draw Hydraulics Drainage Study	36	-	-	-	-	-	-	-	-
	412.5	59th Ave Flow & Rain Gauge	24,045	-	25,361	-	-	-	-	-	-
	2168	Poudre River Flood Reduction Feasibility Study - East Greeley	142,655	-	180,890	-	-	-	-	-	-
	358	Investment Charges	6,502	2,000	2,000	2,000	2,060	2,122	2,196	2,273	10,651
	3580	Operating Transfer to General Fund	187,528	225,087	225,087	238,875	260,282	278,502	297,997	308,427	1,384,083
802	1017	27th Avenue Storm Drain Improvements 17th Street to Poudre River	1,944,380	4,061,593	6,706,089	1,039,842	354,854	-	-	-	1,394,696
	2250	Sunrise Neighborhood Drainage Improvements	1,599,248	1,525,000	1,525,000	-	-	-	-	-	-
	412.1	Westmoor West Improvement Project	62,347	-	450,406	-	-	-	-	-	-
	1025	13th Street Improvements to Country Club West Regional Detention Pond	15,801	-	80,000	-	-	-	-	-	-
806	1035A	12th St. Outfall Preliminary Design	-	-	-	695,324	-	-	-	-	695,324
808	1035G.07	7th Avenue Storm Drain	-	-	-	160,000	432,600	689,585	-	-	1,282,185
810	412PW	Sharktooth Bluffs Storm Drainage Master Plan	-	-	-	200,000	-	-	-	-	200,000
812	1035B	12th St. Outfall: 1st Avenue Water Quality Pond	-	-	-	-	512,762	391,104	3,045,863	-	3,949,729
814	1035C	12th Street Outfall: US-85 Bypass Crossing	-	-	-	-	1,001,940	312,742	6,962,377	-	8,277,059
816	1035F	12th St. Outfall: UPRR Crossing	-	-	-	-	-	901,965	382,539	112,576	1,397,080
818	1035G	12th St. Outfall: Downtown Reach	-	-	-	-	-	-	-	357,709	357,709
820	1035D	12th St. Outfall: Sunrise Reach 1	-	-	-	-	-	-	-	581,035	581,035
Total Expenditures			\$4,109,365	\$5,813,680	\$9,290,170	\$2,336,041	\$2,564,498	\$2,576,020	\$10,690,972	\$1,362,020	\$19,529,551

Page	Project	Title	2016 Actual	2017 Original	2017	2018	2019	2020	2021	2022	2018 - 2022
		Ending Available Cash Balance	\$5,301,831	\$1,314,612	\$383,223	\$497,905	\$542,766	\$777,616	\$1,180,960	\$3,205,567	

Future Projects

Page	Rank	Project	Description	Total Unfunded
822	1	1035	12th Street Outfall	18,109,330
823	2	412.2701	7th St Outfall	9,615,288
824	3	1029	Highland Park West Pond	627,882
825	4	412.7	Video and Maintenance Crew (annual salary & benefits for 5 FTEs)	325,000
826	5	1028	Downtown Drainage 15th Street Outfall	22,549,260
827	6	1032	Larson Ditch Improvements North of 4th Street	180,992
828	7	1026	95th Avenue North side Culvert at Sheep Draw	201,394
829	8	1034	4th Street Outfall	4,268,800
830	9	1033	Ramseier Farm Park Open Channel Improvements	173,379
831	10	1022	16th Street at Southwest Corner of Bittersweet Park	415,892
832	11	1030	Hwy 34 Bypass 95th Avenue Culvert	396,526
833	12	1031	Hwy 34 Bypass Culvert at Sheep Draw	755,278
834	13	1019	65th Avenue/Hwy 34 Drainage Improvements	648,770
835	14	1036	Sheep Draw Regional Detention Facilities	4,040,808
836	15	1027	C Street Bridge at Sheep Draw	16,937,522
837	16	2130	Sand Creek Flood & Feasibility Study	210,000
Total Future Projects				\$79,456,121

2018 - 2022 Five Year Plan Comparison to Previous Budget Year

412 - Stormwater Construction

	2018 Original	2018	2019 Original	2019	2020 Original	2020	2021 Original	2021	2022 Original	2022	Total 2018 - 2022 Original	2018-2022
Beginning Available Cash Balance	\$383,223	\$383,223	\$1,029,338	\$497,905	\$136,040	\$542,766	\$184,704	\$777,616	\$10,436,983	\$1,180,960		

Revenues

GL	Description	2018 Original	2018	2019 Original	2019	2020 Original	2020	2021 Original	2021	2022 Original	2022	2018-2022 Original	2018-2022
4611	Plant Investment Fees	291,394	291,394	296,930	296,930	234,942	234,942	243,165	243,165	-	248,028	1,066,431	1,314,459
5410	Stormwater Rates	1,611,688	2,155,561	-	2,309,688	-	2,574,023	-	2,849,164	-	3,137,399	1,611,688	13,025,835
56**	Investment Earnings	23,750	3,768	98,768	2,741	94,224	1,905	43,710	1,987	-	1,200	260,452	11,601
5902	Bond Proceeds	-	-	-	-	-	-	-	8,000,000	-	-	-	8,000,000
6411	Operating Transfer From Stormwater Fund	-	-	760,508	-	1,964,891	-	7,420,571	-	-	-	10,145,970	-
6422	Operating Transfer From Stormwater Debt	-	-	-	-	-	-	10,265,471	-	-	-	10,265,471	-
Total Revenue		\$1,926,832	\$2,450,723	\$1,156,206	\$2,609,359	\$2,294,057	\$2,810,870	\$17,972,917	\$11,094,316	-	\$3,386,627	\$23,350,012	\$22,351,895

Expenditures

Page	Project	Title	2018 Original	2018	2019 Original	2019	2020 Original	2020	2021 Original	2021	2022 Original	2022	2018-2022 Original	2018 - 2022
	358	Investment Charges	2,000	2,000	2,000	2,060	2,000	2,122	2,070	2,196	-	2,273	8,070	10,651
	3580	Operating Transfer to General Fund	238,875	238,875	260,282	260,282	278,502	278,502	297,997	297,997	-	308,427	1,075,656	1,384,083
802	1017	27th Avenue Storm Drain Improvements 17th Street to Poudre River	1,039,842	1,039,842	1,071,038	354,854	-	-	-	-	-	-	2,110,880	1,394,696
806	1035A	12th St. Outfall Preliminary Design	-	695,324	716,184	-	972,363	-	967,480	-	-	-	2,656,027	695,324
808	1035G.07	7th Avenue Storm Drain	-	160,000	-	432,600	-	689,585	-	-	-	-	-	1,282,185
810	412PW	Sharktooth Bluffs Storm Drainage Master Plan	-	200,000	-	-	-	-	-	-	-	-	-	200,000
812	1035B	12th St. Outfall: 1st Avenue Water Quality Pond	-	-	-	512,762	550,000	391,104	800,000	3,045,863	-	-	1,350,000	3,949,729
814	1035C	12th Street Outfall: US-85 Bypass Crossing	-	-	-	1,001,940	442,528	312,742	5,653,091	6,962,377	-	-	6,095,619	8,277,059
816	1035F	12th St. Outfall: UPRR Crossing	-	-	-	-	-	901,965	-	382,539	-	-	112,576	1,397,080
818	1035G	12th St. Outfall: Downtown Reach	-	-	-	-	-	-	-	-	-	-	357,709	357,709
820	1035D	12th St. Outfall: Sunrise Reach 1	-	-	-	-	-	-	-	-	-	-	581,035	581,035
Total Expenditures			\$1,280,717	\$2,336,041	\$2,049,504	\$2,564,498	\$2,245,393	\$2,576,020	\$7,720,638	\$10,690,972	-	\$1,362,020	\$13,296,252	\$19,529,551

Ending Available Cash Balance	\$1,029,338	\$497,905	\$136,040	\$542,766	\$184,704	\$777,616	\$10,436,983	\$1,180,960	\$10,436,983	\$3,205,567
-------------------------------	-------------	-----------	-----------	-----------	-----------	-----------	--------------	-------------	--------------	-------------

Future Projects

Page	Current Rank	Previous Rank	Project	Description	Total Unfunded	2018 Total Unfunded
822	1	1	1035	12th Street Outfall	18,109,330	18,109,330
823	2	2	412.2701	7th St Outfall	9,615,288	9,615,288
824	3	3	1029	Highland Park West Pond	627,882	627,882
825	4	4	412.7	Video and Maintenance Crew (annual salary & benefits for 5 FTEs)	325,000	325,000
826	5	5	1028	Downtown Drainage 15th Street Outfall	22,549,260	22,549,260
827	6	6	1032	Larson Ditch Improvements North of 4th Street	180,992	180,992
828	7	7	1026	95th Avenue North side Culvert at Sheep Draw	201,394	201,394
829	8	8	1034	4th Street Outfall	4,268,800	4,268,800
830	9	9	1033	Ramseier Farm Park Open Channel Improvements	173,379	173,379
831	10	10	1022	16th Street at Southwest Corner of Bittersweet Park	415,892	415,892
832	11	11	1030	Hwy 34 Bypass 95th Avenue Culvert	396,526	396,526
833	12	12	1031	Hwy 34 Bypass Culvert at Sheep Draw	755,278	755,278
834	13	13	1019	65th Avenue/Hwy 34 Drainage Improvements	648,770	648,770
835	14	14	1036	Sheep Draw Regional Detention Facilities	4,040,808	4,040,808

Page	Current Rank	Previous Rank	Project	Description	Total Unfunded	2018 Total Unfunded
836	15	15	1027	C Street Bridge at Sheep Draw	16,937,522	16,937,522
837	16		2130	Sand Creek Flood & Feasibility Study	210,000	210,000
		16	769	7th Street at Poudre River Water Quality Pond	345,000	-
		17	767	1st Street at Poudre River Water Quality Pond	580,245	-
		18	740	5th Street at Poudre River Water Quality Vault and 6th Street-Poudre River Water Quality Vault	250,000	-
		19	798	10th Street & 2nd Avenue Water Quality Pond	683,770	-
Total Future Projects					\$81,315,136	\$79,456,121

27th Avenue Storm Drain Improvements 17th Street to Poudre River

Project Number:	1017	Budget Year:	2018
Division:	Stormwater	Council Priority:	Infrastructure & Growth- Environmental Infrastr'r
Project Type:	Stormwater Construction	Regions:	0 - Multiple Wards
Fund:	Stormwater Construction	Location:	26/27th Avenue from #3 Ditch to 17th Street
Project Manager:	Heather Seitz	Budget Unit #:	4120058558950000
Project Status:	Funded		

Description:

Design and construct new storm lines and detention pond in the 28th Ave Drainage Basin. Next steps are a Basin Level Conceptual Plan and improvements to the overflow channel north of the Clarkson Spillway. Future phases include other collection, conveyance and storage facilities yet to be designed.

Discussion of Progress:

All construction in and around 28th Ave/27th Ave Court and 16th ST/17th ST/17th ST Road is complete. In 2017 we will begin the basin level study and design improvements to the channel downstream of the Clarkson structure to be constructed in 2018.

Justification:

These improvements were recommended in the 2011 COG Comprehensive Drainage Plan (Comp Plan). These improvements will reduce damage to insurable structures and increase safety to area residents as well as vehicles travelling in this area.

Revenue Detail:

Funding is supplied by Stormwater Utility fees, as well as the bond secured in 2015.

Impact on Operating Budget:

All facilities constructed will require regular inspections and maintenance.

GL Account	Description	Previous 3		2017 Revised	2018	2019	2020	2021	2022	Grand Total
		Years	2016 Actual	Budget						
Revenue										
	Fund Balance	2,118,468	1,944,380	6,632,032	-	-	-	-	-	10,694,880
4611	Plant Investment Fees	-	-	74,057	291,394	296,930	-	-	-	662,381
5410	Stormwater Rates	-	-	-	748,448	57,924	-	-	-	806,372
Total Revenue		\$2,118,468	\$1,944,380	\$6,706,089	\$1,039,842	\$354,854	-	-	-	\$12,163,633
Expense										
8202	Construction	1,645,329	1,500,731	4,745,532	612,971	351,341	-	-	-	8,855,904
8206	Design Fees	229,717	216,985	1,715,384	186,871	-	-	-	-	2,348,957
8212	Land/Building Cost/Demolition	6,430	-	-	-	-	-	-	-	6,430
8214	Legal Publications	439	113	-	-	-	-	-	-	552
8216	Miscellaneous	779	46	-	-	-	-	-	-	825
8224	Operating Supplies	46	-	-	-	-	-	-	-	46
8226	Permits, Fees, Etc	146	-	-	-	-	-	-	-	146
8229	Professional Services	-	19,219	5,000	-	-	-	-	-	24,219
8232	Project Management	215,203	166,783	193,212	215,000	-	-	-	-	790,198
8234	Repair/Maintenance Supplies	-	1,975	-	-	-	-	-	-	1,975
8240	Testing And Inspection	-	-	6,500	15,000	-	-	-	-	21,500
9303	Public Art Fund	20,380	38,527	40,461	10,000	3,513	-	-	-	112,881
Total Expense		\$2,118,468	\$1,944,380	\$6,706,089	\$1,039,842	\$354,854	-	-	-	\$12,163,633
Net Total		-	-	-	-	-	-	-	-	-



12th St. Outfall Preliminary Design

Project Number:	1035A	Budget Year:	2018
Division:	Stormwater	Council Priority:	Infrastructure & Growth- Environmental Infrast'r
Project Type:	Stormwater Construction	Regions:	1- 16 St North/35 Ave East
Fund:	Stormwater Construction	Location:	12th St. from the Cache la Poudre River (CLPR) to approximately 16th Ave.
Project Manager:	Heather Seitz	Budget Unit #:	Unassigned
Project Status:	Funded		

Description:

This project consists of the preliminary (30%) design of the 12th Street Outfall improvements as identified in the 2017 Downtown Storm Drainage Comprehensive Master Plan Update.

The project will produce designs that fulfill the following requirements:

1. Break the larger project into manageable sub-projects that are constructible in two years or less;
2. Detailed enough to establish final design and construction budget;
3. Begin property acquisition;
4. Determine the appropriate method of project delivery (Traditional, CMAR, or Design-Build).

Discussion of Progress:

Not started.

Justification:

This project is needed to reduce or eliminate flood damages due to rainfall events in the Downtown and North Greeley Basin.

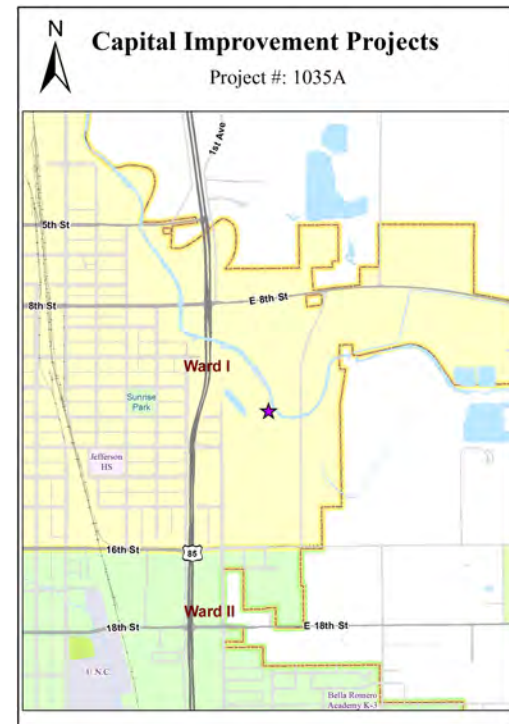
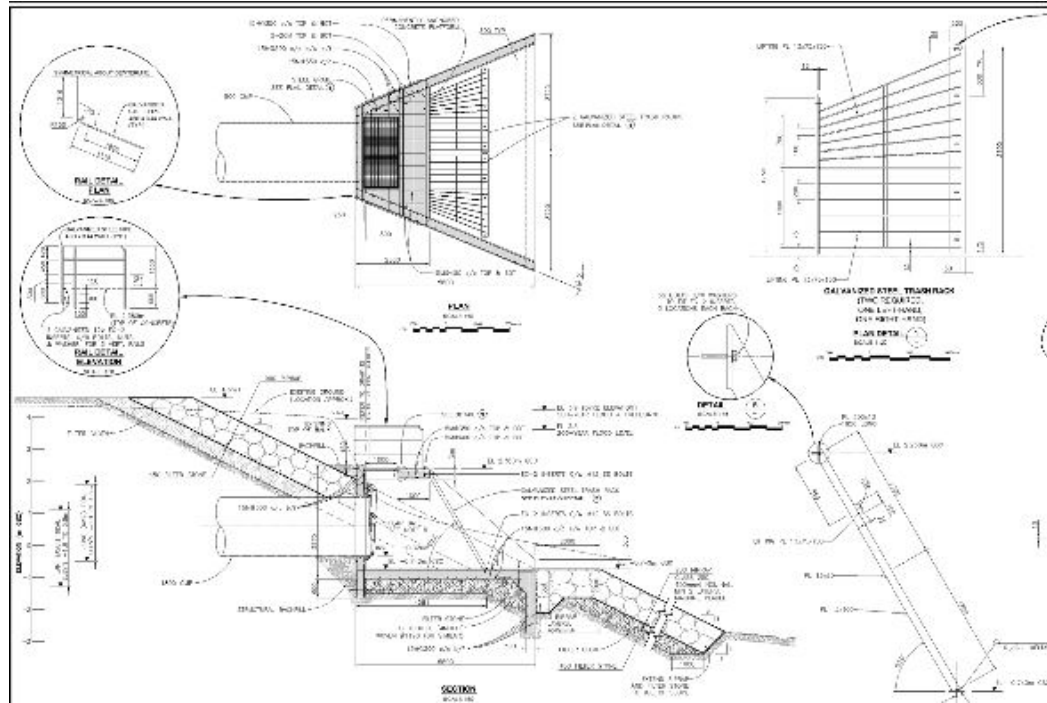
Revenue Detail:

Funds shall come from a mixture of regular revenue (service and development fees) and revenue bond revenue.

Impact on Operating Budget:

None

GL Account	Description	Previous 3		2017 Revised	2018	2019	2020	2021	2022	Grand Total
		Years	2016 Actual	Budget						
Revenue										
5410	Stormwater Rates	-	-	-	695,324	-	-	-	-	695,324
Total Revenue		-	-	-	\$695,324	-	-	-	-	\$695,324
Expense										
8202	Construction	-	-	-	638,424	-	-	-	-	638,424
8232	Project Management	-	-	-	50,000	-	-	-	-	50,000
9303	Public Art Fund	-	-	-	6,900	-	-	-	-	6,900
Total Expense		-	-	-	\$695,324	-	-	-	-	\$695,324
Net Total		-	-	-	-	-	-	-	-	-



7th Avenue Storm Drain

Project Number:	1035G.07	Budget Year:	2018
Division:	Stormwater Capital Improv	Council Priority:	Infrastructure & Growth- Environmental Infrast'r
Project Type:	Stormwater Construction	Regions:	1- 16 St North/35 Ave East
Fund:	Stormwater Construction	Location:	Downtown Neighborhood
Project Manager:	Heather Seitz	Budget Unit #:	Unassigned
Project Status:	Funded		

Description:

This project consists of the design, ROW acquisition and construction of a storm drain pipe along 7th Avenue from 13th Street to 16th Street. The pipe diameter varies from 54-inch at 12th Street to 30-in at 16th Street. Installation will most likely be by open-cut trench.

2018 - Final Design

2020-2021 - Construction

Discussion of Progress:

Not started.

Justification:

These improvements were recommended in the 2017 Downtown Storm Drainage Comprehensive Master Plan Update. This facility is necessary to reduce or eliminate flooding from most rainfall events in the Downtown and North Greeley Basin.

Revenue Detail:

Revenue provided by a mix of storm drainage fees and bond proceeds.

Impact on Operating Budget:

None

GL Account	Description	Previous 3 Years	2016 Actual	2017 Revised Budget	2018	2019	2020	2021	2022	Grand Total
Revenue										
5410	Stormwater Rates	-	-	-	160,000	432,600	689,585	-	-	1,282,185
Total Revenue		-	-	-	\$160,000	\$432,600	\$689,585	-	-	\$1,282,185
Expense										
8202	Construction	-	-	-	-	393,400	647,690	-	-	1,041,090
8206	Design Fees	-	-	-	120,000	-	-	-	-	120,000
8232	Project Management	-	-	-	40,000	35,000	35,000	-	-	110,000
9303	Public Art Fund	-	-	-	-	4,200	6,895	-	-	11,095
Total Expense		-	-	-	\$160,000	\$432,600	\$689,585	-	-	\$1,282,185
Net Total		-	-	-	-	-	-	-	-	-



Sharktooth Bluffs Storm Drainage Master Plan

Project Number:	412PW	Budget Year:	2018
Division:	Stormwater	Council Priority:	Infrastructure & Growth- Environmental Infrast'r
Project Type:	Stormwater Construction	Regions:	0 - Multiple Wards
Fund:	Stormwater Construction	Location:	Citywide
Project Manager:	Eric Weis	Budget Unit #:	4120059158060000
Project Status:	Funded		

Description:

This program will complete Comprehensive Storm Drainage Master Plans (Plans) for the West Poudre (Sharktooth Bluffs) Basin.

Discussion of Progress:

Project has not started yet.

Justification:

This program is needed to ensure that the City has current master planning information for stormwater quality, capital improvements, and the review of proposed private development. Plans produced through this program shall take land use, anticipated growth, and current accepted scientific and engineering practice.

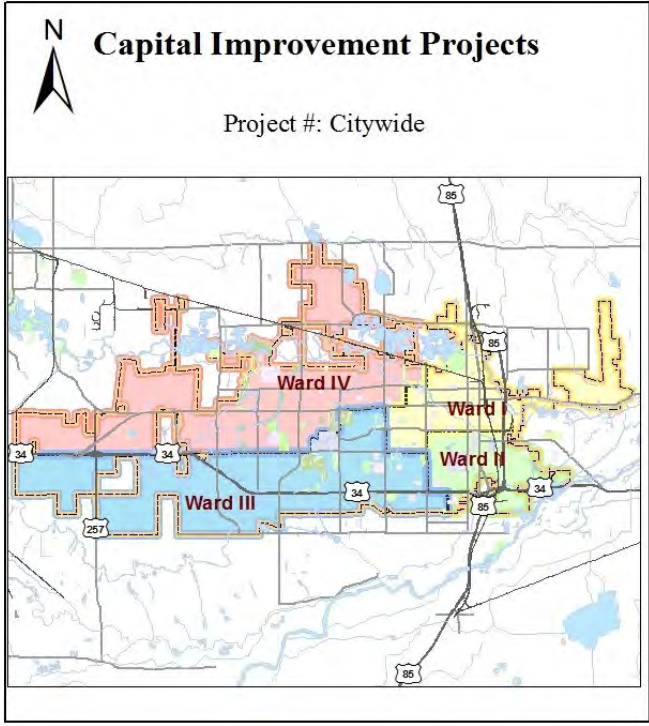
Revenue Detail:

Revenue provided by storm drainage user fees.

Impact on Operating Budget:

None.

GL Account	Description	Previous 3 Years	2016 Actual	2017 Revised Budget	2018	2019	2020	2021	2022	Grand Total
Revenue										
5410	Stormwater Rates	-	-	-	200,000	-	-	-	-	200,000
Total Revenue		-	-	-	\$200,000	-	-	-	-	\$200,000
Expense										
8206	Design Fees	-	-	-	175,000	-	-	-	-	175,000
8232	Project Management	-	-	-	25,000	-	-	-	-	25,000
Total Expense		-	-	-	\$200,000	-	-	-	-	\$200,000
Net Total		-	-	-	-	-	-	-	-	-



12th St. Outfall: 1st Avenue Water Quality Pond

Project Number:	1035B	Budget Year:	2018
Division:	Stormwater	Council Priority:	Infrastructure & Growth- Environmental Infrast'r
Project Type:	Stormwater Construction	Regions:	1- 16 St North/35 Ave East
Fund:	Stormwater Construction	Location:	12th St. and the Cache la Poudre River
Project Manager:	Heather Seitz	Budget Unit #:	Unassigned
Project Status:	Funded		

Description:

This project consists of the design and construction of a 6.6 Acre-foot water quality basin at the downstream end of the 12th Street Outfall. A splitter structure has been proposed to divert flows up to the 2-year design flow into the water quality pond. Flows in excess of the 2-year design flow will remain in the storm drain system and outfall directly into the Cache La Poudre River.

2019 - Final Design & ROW

2020 - ROW Acquisition

2021 - Construction.

Discussion of Progress:

Not started.

Justification:

These improvements were recommended in the 2016 Downtown Storm Drainage Comprehensive Master Plan Update. This facility is necessary to reduce the amount of stormwater pollution from the Downtown neighborhood entering the Cache la Poudre River.

Revenue Detail:

Revenue provided by a mix of storm drainage fees and bond proceeds.

Impact on Operating Budget:

None

GL Account	Description	Previous 3 Years	2016 Actual	2017 Revised Budget	2018	2019	2020	2021	2022	Grand Total
Revenue										
5410	Stormwater Rates	-	-	-	-	512,762	391,104	3,045,863	-	3,949,729
Total Revenue		-	-	-	-	\$512,762	\$391,104	\$3,045,863	-	\$3,949,729
Expense										
8202	Construction	-	-	-	-	407,685	357,232	2,853,966	-	3,618,883
8232	Project Management	-	-	-	-	100,000	30,000	161,740	-	291,740
9303	Public Art Fund	-	-	-	-	5,077	3,872	30,157	-	39,106
Total Expense		-	-	-	-	\$512,762	\$391,104	\$3,045,863	-	\$3,949,729
Net Total		-	-	-	-	-	-	-	-	-



12th Street Outfall: US-85 Bypass Crossing

Project Number:	1035C	Budget Year:	2018
Division:	Stormwater	Council Priority:	Infrastructure & Growth- Civic Infrastructure
Project Type:	Stormwater Construction	Regions:	1- 16 St North/35 Ave East
Fund:	Stormwater Construction	Location:	From Cache LaPoudre River along 12th Street to the US-85 Bypass.
Project Manager:	Heather Seitz	Budget Unit #:	Unassigned
Project Status:	Funded		

Description:

This project consists of the design, ROW acquisition and construction of a 14ft wide by 6ft tall concrete box culvert storm drain under the US-85 Bypass along 12th St. from 1st Avenue to 2nd Avenue. Installation will most likely be by tunneling.

2019 - Final Design

2020 - ROW Acquisition

2021 - Construction

Discussion of Progress:

Not started.

Justification:

These improvements were recommended in the 2017 Downtown Storm Drainage Comprehensive Master Plan Update. This facility is necessary to reduce or eliminate flooding from most rainfall events in the Downtown and North Greeley Basin.

Revenue Detail:

Revenue provided by a mix of storm drainage fees and bond proceeds.

Impact on Operating Budget:

None

GL Account	Description	Previous 3 Years	2016 Actual	2017 Revised Budget	2018	2019	2020	2021	2022	Grand Total
Revenue										
5410	Stormwater Rates	-	-	-	-	1,001,940	312,742	6,962,377	-	8,277,059
Total Revenue		-	-	-	-	\$1,001,940	\$312,742	\$6,962,377	-	\$8,277,059
Expense										
8202	Construction	-	-	-	-	-	-	6,628,443	-	6,628,443
8206	Design Fees	-	-	-	-	748,830	-	-	-	748,830
8212	Land/Building Cost/Demolition	-	-	-	-	-	67,742	-	-	67,742
8232	Project Management	-	-	-	-	243,190	241,904	265,000	-	750,094
9303	Public Art Fund	-	-	-	-	9,920	3,096	68,934	-	81,950
Total Expense		-	-	-	-	\$1,001,940	\$312,742	\$6,962,377	-	\$8,277,059
Net Total		-	-	-	-	-	-	-	-	-



12th St. Outfall: UPRR Crossing

Project Number:	1035F	Budget Year:	2018
Division:	Stormwater Capital Improv	Council Priority:	Infrastructure & Growth- Environmental Infrast'r
Project Type:	Stormwater Construction	Regions:	1- 16 St North/35 Ave East
Fund:	Stormwater Construction	Location:	Sunrise Neighborhood
Project Manager:	Heather Seitz	Budget Unit #:	Unassigned
Project Status:	Funded		

Description:

This project consists of the design, ROW acquisition and construction of a 13ft wide by 5ft tall concrete box culvert storm drain along 12th St. under the Union Pacific Railroad. Installation will most likely be by tunneling.

2020- Final Design

2021-2024 - ROW Acquisition/Railroad Permitting

2025 - Construction

2024 - Construction

Discussion of Progress:

Not started.

Justification:

These improvements were recommended in the 2017 Downtown Storm Drainage Comprehensive Master Plan Update. This facility is necessary to reduce or eliminate flooding from most rainfall events in the Downtown and North Greeley Basin.

Revenue Detail:

Revenue provided by a mix of storm drainage fees and bond proceeds.

Impact on Operating Budget:

None

GL Account	Description	Previous 3 Years	2016 Actual	2017 Revised Budget	2018	2019	2020	2021	2022	Grand Total
Revenue										
5410	Stormwater Rates	-	-	-	-	-	901,965	382,539	112,576	1,397,080
Total Revenue		-	-	-	-	-	\$901,965	\$382,539	\$112,576	\$1,397,080
Expense										
8202	Construction	-	-	-	-	-	801,943	279,539	6,576	1,088,058
8232	Project Management	-	-	-	-	-	100,022	103,000	106,000	309,022
Total Expense		-	-	-	-	-	\$901,965	\$382,539	\$112,576	\$1,397,080
Net Total		-	-	-	-	-	-	-	-	-



12th St. Outfall: Downtown Reach

Project Number:	1035G	Budget Year:	2018
Division:	Stormwater Capital Improv	Council Priority:	Infrastructure & Growth- Environmental Infrast'r
Project Type:	Stormwater Construction	Regions:	1- 16 St North/35 Ave East
Fund:	Stormwater Construction	Location:	Downtown Neighborhood
Project Manager:	Heather Seitz	Budget Unit #:	Unassigned
Project Status:	Funded		

Description:

This project consists of the design, ROW acquisition and construction of a 10ft wide by 4ft tall concrete box culvert storm drain along 12th St. from 9th Avenue to 7th Avenue. Installation will most likely be by open-cut trench.
 2022 - Final Design
 2025 - Construction

Discussion of Progress:

Not started.

Justification:

These improvements were recommended in the 2017 Downtown Storm Drainage Comprehensive Master Plan Update. This facility is necessary to reduce or eliminate flooding from most rainfall events in the Downtown and North Greeley Basin.

Revenue Detail:

Revenue provided by a mix of storm drainage fees and bond proceeds.

Impact on Operating Budget:

None

GL Account	Description	Previous 3 Years	2016 Actual	2017 Revised Budget	2018	2019	2020	2021	2022	Grand Total
Revenue										
5410	Stormwater Rates	-	-	-	-	-	-	-	357,709	357,709
Total Revenue		-	-	-	-	-	-	-	\$357,709	\$357,709
Expense										
8202	Construction	-	-	-	-	-	-	-	251,769	251,769
8232	Project Management	-	-	-	-	-	-	-	105,940	105,940
Total Expense		-	-	-	-	-	-	-	\$357,709	\$357,709
Net Total		-	-	-	-	-	-	-	-	-



12th St. Outfall: Sunrise Reach 1

Project Number:	1035D	Budget Year:	2018
Division:	Stormwater Capital Improv	Council Priority:	Infrastructure & Growth- Environmental Infrast'r
Project Type:	Stormwater Construction	Regions:	1- 16 St North/35 Ave East
Fund:	Stormwater Construction	Location:	Sunrise Neighborhood
Project Manager:	Heather Seitz	Budget Unit #:	Unassigned
Project Status:	Funded		

Description:

This project consists of the design, ROW acquisition and construction of a 14ft wide by 6ft tall concrete box culvert storm drain along 12th St. from 1st Avenue to 2nd Avenue. Installation will most likely be by open-cut trench.
 2022 - Final Design
 2023 - Construction

Discussion of Progress:

Not started.

Justification:

These improvements were recommended in the 2017 Downtown Storm Drainage Comprehensive Master Plan Update. This facility is necessary to reduce or eliminate flooding from most rainfall events in the Downtown and North Greeley Basin.

Revenue Detail:

Revenue provided by a mix of storm drainage fees and bond proceeds.

Impact on Operating Budget:

None

GL Account	Description	Previous 3 Years	2016 Actual	2017 Revised Budget	2018	2019	2020	2021	2022	Grand Total
Revenue										
5410	Stormwater Rates	-	-	-	-	-	-	-	581,035	581,035
Total Revenue		-	-	-	-	-	-	-	\$581,035	\$581,035
Expense										
8206	Design Fees	-	-	-	-	-	-	-	477,786	477,786
8232	Project Management	-	-	-	-	-	-	-	103,249	103,249
Total Expense		-	-	-	-	-	-	-	\$581,035	\$581,035
Net Total		-	-	-	-	-	-	-	-	-



12th Street Outfall

Project Number:	1035	Budget Year:	2018
Division:	Stormwater	Council Priority:	Infrastructure & Growth- Environmental Infrastr'r
Project Type:	Stormwater Construction	Regions:	1- 16 St North/35 Ave East
Fund:	Stormwater Construction	Location:	From Cache LaPoudre River along 12th Street to 16th Avenue.
Project Manager:	TBD	Budget Unit #:	Unassigned
Project Status:	Unfunded		

Description:

This project will construct a large storm sewer that will drain the portion of the Downtown area in the vicinity of 12th St. The most notable feature of this project is a long tunnel under the Union Pacific Railroad.

Discussion of Progress:

Project is currently being conceptually designed as a part of the Downtown Master Plan.

Justification:

These improvements were recommended in multiple versions of the COG Comprehensive Drainage Plan (Comp Plan). To protect the lives and property of the residents of the City during flood events the capacity of the drainage facilities in the Downtown area need to be increased.

Revenue Detail:

No additional information

Impact on Operating Budget:

None

GL Account	Description	Total
Expense		
8202	Construction	16,423,914
8206	Design Fees	1,685,416
Total Expense		\$18,109,330

7th St Outfall

Project Number:	412.2701	Budget Year:	2018
Division:	Stormwater Capital Improv	Council Priority:	Infrastructure & Growth- Environmental Infrast'r
Project Type:	Stormwater Construction	Regions:	1- 16 St North/35 Ave East
Fund:	Stormwater Construction	Location:	7th St
Project Manager:	Unassigned	Budget Unit #:	Unassigned
Project Status:	Unfunded		

Description:

Discussion of Progress:

No additional information

Justification:

Revenue Detail:

No additional information

Impact on Operating Budget:

None

GL Account	Description	Total
Expense		
8202	Construction	9,615,288
Total Expense		\$9,615,288

Highland Park West Pond

Project Number:	1029	Budget Year:	2018
Division:	Stormwater	Council Priority:	Infrastructure & Growth- Environmental Infrastr'r
Project Type:	Stormwater Construction	Regions:	3- 10 St South/23 Ave West
Fund:	Stormwater Construction	Location:	West Side of Highland Hills Golf Course
Project Manager:	TBD	Budget Unit #:	Unassigned
Project Status:	Unfunded		

Description:

This project involves improvements to a detention pond on the west side of the Highland Golf Course.

Discussion of Progress:

No additional information

Justification:

These improvements were recommended in the 2011 COG Comprehensive Drainage Plan (Comp Plan). To protect the residents of the City during a 100 yr storm event many drainage facilities need to be up sized. Storm runoff is extreme during such an event. Estimates based on 2011 costs with annual inflation rate of 3%.

Revenue Detail:

No additional information

Impact on Operating Budget:

None

GL Account	Description	Total
Expense		
8202	Construction	611,565
8214	Legal Publications	100
8232	Project Management	10,000
9303	Public Art Fund	6,217
Total Expense		\$627,882

Video and Maintenance Crew (annual salary & benefits for 5 FTEs)

Project Number:	412.7	Budget Year:	2018
Division:	Stormwater	Council Priority:	Infrastructure & Growth- Civic Infrastructure
Project Type:	Stormwater Construction	Regions:	0 - Multiple Wards
Fund:	Stormwater Construction	Location:	Citywide
Project Manager:	Unassigned	Budget Unit #:	Unassigned
Project Status:	Unfunded		

Description:

Discussion of Progress:

No additional information

Justification:

Revenue Detail:

No additional information

Impact on Operating Budget:

None

GL Account	Description	Total
Expense		
8232	Project Management	325,000
Total Expense		\$325,000

Downtown Drainage 15th Street Outfall

Project Number:	1028	Budget Year:	2018
Division:	Stormwater	Council Priority:	Infrastructure & Growth- Environmental Infrastr'r
Project Type:	Stormwater Construction	Regions:	2- 16 St South/23 Ave East
Fund:	Stormwater Construction	Location:	15th Street and Downtown Area
Project Manager:	TBD	Budget Unit #:	Unassigned
Project Status:	Unfunded		

Description:

This project will construct a large storm sewer that will drain the portion of the Downtown area in the vicinity of 15th St. The most notable feature of this project is a 200-ft long tunnel under the Union Pacific Railroad.

Discussion of Progress:

No additional information

Justification:

These improvements were recommended in multiple versions of the COG Comprehensive Drainage Plan (Comp Plan). To protect the lives and property of the residents of the City during flood events the capacity of the drainage facilities in the Downtown area need to be increased.

Revenue Detail:

No additional information

Impact on Operating Budget:

None

GL Account	Description	Total
Expense		
8202	Construction	22,549,260
Total Expense		\$22,549,260

Larson Ditch Improvements North of 4th Street

Project Number:	1032	Budget Year:	2018
Division:	Stormwater	Council Priority:	Infrastructure & Growth- Environmental Infrast'r
Project Type:	Stormwater Construction	Regions:	4 - 10 St North/23 Ave West
Fund:	Stormwater Construction	Location:	Larson Ditch South of 4th Street to West 2nd Street.
Project Manager:	TBD	Budget Unit #:	Unassigned
Project Status:	Unfunded		

Description:

This project consists of adding 9 drop structures, which passes water to a lower elevation while controlling the energy & velocity of the water as it passes over, to the Larson ditch channel south of 4th street to approximately West 2nd Street to improve this drainage channel so it doesn't erode and wash out during major storm events.

Discussion of Progress:

No additional information

Justification:

These improvements were recommended in the 2011 COG Comprehensive Drainage Plan (Comp Plan). These structure are necessary to maintain channel stability & erosion prevention during high flow events. Estimates based on 2011 costs with annual inflation rate of 3%.

Revenue Detail:

No additional information

Impact on Operating Budget:

None

GL Account	Description	Total
Expense		
8202	Construction	180,992
Total Expense		\$180,992

95th Avenue North side Culvert at Sheep Draw

Project Number:	1026	Budget Year:	2018
Division:	Stormwater	Council Priority:	Infrastructure & Growth- Environmental Infrastr'r
Project Type:	Stormwater Construction	Regions:	3- 10 St South/23 Ave West
Fund:	Stormwater Construction	Location:	95th Avenue at Sheep Draw (North side of Highway 34).
Project Manager:	TBD	Budget Unit #:	Unassigned
Project Status:	Unfunded		

Description:

This project will replace an existing culvert under 95th Avenue at Sheep Draw on the north side of Highway 34 Bypass in order to increase the flood-carrying capacity of Sheep Draw, thus protecting the traveling public.

Discussion of Progress:

No additional information

Justification:

These improvements were recommended in multiple versions of the COG Comprehensive Drainage Plan (Comp Plan). This area has been washed out due to road overtopping and should have its capacity increased in order to protect the traveling public and provide for adequate emergency vehicle access.

Revenue Detail:

No additional information

Impact on Operating Budget:

None

GL Account	Description	Total
Expense		
8202	Construction	201,394
Total Expense		\$201,394

4th Street Outfall

Project Number:	1034	Budget Year:	2018
Division:	Stormwater	Council Priority:	Infrastructure & Growth- Environmental Infrastr'r
Project Type:	Stormwater Construction	Regions:	1- 16 St North/35 Ave East
Fund:	Stormwater Construction	Location:	Along 4th Street under railroad tracks to 12th Avenue
Project Manager:	TBD	Budget Unit #:	Unassigned
Project Status:	Unfunded		

Description:

This project will construct a large storm sewer that will drain the portion of the Downtown area in the vicinity of 4th St. The most notable feature of this project is a long tunnel under the Union Pacific and Great Western Railroads.

Discussion of Progress:

No additional information

Justification:

These improvements were recommended in multiple versions of the COG Comprehensive Drainage Plan (Comp Plan). To protect the lives and property of the residents of the City during flood events the capacity of the drainage facilities in the Downtown area need to be increased.

Revenue Detail:

No additional information

Impact on Operating Budget:

None

GL Account	Description	Total
Expense		
8202	Construction	4,268,800
Total Expense		\$4,268,800

Ramseier Farm Park Open Channel Improvements

Project Number:	1033	Budget Year:	2018
Division:	Stormwater	Council Priority:	Infrastructure & Growth- Environmental Infrastr'r
Project Type:	Stormwater Construction	Regions:	1- 16 St North/35 Ave East
Fund:	Stormwater Construction	Location:	South C Street & 29th Avenue
Project Manager:	TBD	Budget Unit #:	Unassigned
Project Status:	Unfunded		

Description:

This project is to improve the channel capacity north of the Northview Regional Detention Pond to keep pond overflows contained. This project was formerly titled "Northview Mini Storage Channel Improvements".

Discussion of Progress:

No additional information

Justification:

These improvements were recommended in the 2011 COG Comprehensive Drainage Plan (Comp Plan). To protect the residents of the City during a 100 yr storm event many drainage facilities need to be up sized. Storm runoff is extreme during such an event. Estimates based on 2011 costs with annual inflation rate of 3%.

Revenue Detail:

No additional information

Impact on Operating Budget:

None

GL Account	Description	Total
Expense		
8202	Construction	173,379
Total Expense		\$173,379

16th Street at Southwest Corner of Bittersweet Park

Project Number:	1022	Budget Year:	2018
Division:	Stormwater	Council Priority:	Infrastructure & Growth- Environmental Infrastr'r
Project Type:	Stormwater Construction	Regions:	3- 10 St South/23 Ave West
Fund:	Stormwater Construction	Location:	South of Bittersweet 16th Street
Project Manager:	TBD	Budget Unit #:	4120058558960000
Project Status:	Unfunded		

Description:

This project will replace the undersized culvert that carries major drainage under 16th Street and the open channel that carries the drainage to Grapevine Pond in Bittersweet Park. The additional capacity will protect 16th Street from flooding up to and including 100-yr events and will reduce the severity and frequency of flood damage to Bittersweet Park to include the pedestrian bridge. In addition to the flood control and safety improvements, this project will enhance the aesthetics and maintainability of the open channel, thus improving the experience and quality-of-life for users of the park.

Discussion of Progress:

No additional information

Justification:

To protect the traveling public and the residents nearby during a flood event the capacity of the 16th Street culvert needs to be increased. In addition, the open channel on Bittersweet Park is unsightly, somewhat unsafe, and in need of significant maintenance, to include an increase in capacity and measures to control erosion.

Revenue Detail:

No additional information

Impact on Operating Budget:

None

GL Account	Description	Total
Expense		
8202	Construction	415,892
Total Expense		\$415,892

Hwy 34 Bypass 95th Avenue Culvert

Project Number:	1030	Budget Year:	2018
Division:	Stormwater	Council Priority:	Infrastructure & Growth- Environmental Infrast'r
Project Type:	Stormwater Construction	Regions:	3- 10 St South/23 Ave West
Fund:	Stormwater Construction	Location:	95th Avenue, South side of Highway 34 Bypass.
Project Manager:	TBD	Budget Unit #:	Unassigned
Project Status:	Unfunded		

Description:

This project is a replacement of an existing culvert under 95th Ave. on the South side of Highway 34 Bypass with a culvert of greater capacity.

Discussion of Progress:

No additional information

Justification:

These improvements were recommended in multiple versions of the COG Comprehensive Drainage Plan (Comp Plan). This culvert should be replaced with a bridge or culvert with adequate capacity to pass a 100-yr flood event in order to protect the traveling public and provide for adequate emergency vehicle access.

Revenue Detail:

No additional information

Impact on Operating Budget:

None

GL Account	Description	Total
Expense		
8202	Construction	396,526
Total Expense		\$396,526

Hwy 34 Bypass Culvert at Sheep Draw

Project Number:	1031	Budget Year:	2018
Division:	Stormwater	Council Priority:	Infrastructure & Growth- Environmental Infrastr'r
Project Type:	Stormwater Construction	Regions:	3- 10 St South/23 Ave West
Fund:	Stormwater Construction	Location:	Hwy 34 Bypass Culvert at Sheep Draw
Project Manager:	Unassigned	Budget Unit #:	Unassigned
Project Status:	Unfunded		

Description:

This project is a replacement of an existing culvert under Highway 34 Bypass with a culvert of greater capacity.

Discussion of Progress:

No additional information

Justification:

These improvements were recommended in multiple versions of the COG Comprehensive Drainage Plan (Comp Plan). This culvert should be replaced with a bridge or culvert with adequate capacity to pass a 100-yr flood event in order to protect the traveling public and provide for adequate emergency vehicle access.

Revenue Detail:

No additional information

Impact on Operating Budget:

None

GL Account	Description	Total
Expense		
8202	Construction	755,278
Total Expense		\$755,278

65th Avenue/Hwy 34 Drainage Improvements

Project Number:	1019	Budget Year:	2018
Division:	Stormwater	Council Priority:	Infrastructure & Growth- Environmental Infrastr'r
Project Type:	Stormwater Construction	Regions:	3- 10 St South/23 Ave West
Fund:	Stormwater Construction	Location:	65th Avenue & Highway 34
Project Manager:	TBD	Budget Unit #:	4120058558900000
Project Status:	Unfunded		

Description:

This project consists of a detention pond and 36" drainage pipe under Highway 34 at 65th Ave. The purpose of the project is to carry drainage from the northeast corner of the intersection to the southeast corner where it can be detained and released at a slow rate to the south.

Discussion of Progress:

No additional information

Justification:

This project must be completed in order to provide drainage of street widening improvements for 65th Avenue south of Highway 34. In addition, this project needs to be completed to provide drainage and flooding protection for the northeast corner of the intersection which has been unable to drain properly for many years due to filling of the drainage area on the opposite side of the road by one of the property owners. Estimates based on 2011 costs with annual inflation rate of 3%.

Revenue Detail:

No additional information

Impact on Operating Budget:

None

GL Account	Description	Total
Expense		
8202	Construction	648,770
Total Expense		\$648,770

Sheep Draw Regional Detention Facilities

Project Number:	1036	Budget Year:	2018
Division:	Stormwater	Council Priority:	Infrastructure & Growth- Environmental Infrastr'r
Project Type:	Stormwater Construction	Regions:	3- 10 St South/23 Ave West
Fund:	Stormwater Construction	Location:	Sheep Draw Drainage Basin
Project Manager:	TBD	Budget Unit #:	Unassigned
Project Status:	Unfunded		

Description:

This project consists of increasing the amount of stormwater storage in the Sheep Draw drainage basin by purchasing identified areas in the Stormwater Master plan that can be used for detention storage and including existing irrigation reservoirs. This would be an excellent opportunity to coordinate the construction of an attractive, multiple use facility with the Water and Sewer, Parks and Public Works Departments. This project would provide a joint community use of flood control, water quality enhancement, wildlife habitat, park recreation and non-potable water storage in west Greeley.

Multiple department cooperation and funding is the key to success for this project. Land must be purchased; reservoir capacity must be expanded; existing dams must be rebuilt and enlarged to meet modern dam safety standards.

Discussion of Progress:

No additional information

Justification:

These improvements were recommended in the 2011 COG Comprehensive Drainage Plan (Comp Plan). To protect the residents of the City during a 100 yr storm event many drainage facilities need to be up sized. Storm runoff is extreme during such an event. Estimates based on 2011 costs with annual inflation rate of 3%.

Revenue Detail:

No additional information

Impact on Operating Budget:

None

GL Account	Description	Total
Expense		
8202	Construction	4,040,808
Total Expense		\$4,040,808

C Street Bridge at Sheep Draw

Project Number:	1027	Budget Year:	2018
Division:	Stormwater	Council Priority:	Infrastructure & Growth- Environmental Infrastr'r
Project Type:	Stormwater Construction	Regions:	4 - 10 St North/23 Ave West
Fund:	Stormwater Construction	Location:	C Street Bridge.
Project Manager:	TBD	Budget Unit #:	Unassigned
Project Status:	Unfunded		

Description:

This project will replace an aging existing bridge on C Street over Sheep Draw west of 59th Avenue in order to increase the flood-carrying capacity of Sheep Draw, thus protecting the traveling public, reducing flood risk, and enhancing emergency vehicle access to the Northridge Estates area.

Discussion of Progress:

No additional information

Justification:

These improvements were recommended in multiple versions of the COG Comprehensive Drainage Plan (Comp Plan). This bridge has some structural insufficiencies and been overtopped and damaged by floods on Sheep Draw in the past and should be replaced with a bridge or culvert with adequate capacity to pass a 100-yr flood event in order to protect the traveling public and provide for adequate emergency vehicle access.

Revenue Detail:

No additional information

Impact on Operating Budget:

None

GL Account	Description	Total
Expense		
8202	Construction	16,937,522
Total Expense		\$16,937,522

Sand Creek Flood & Feasibility Study

Project Number:	2130	Budget Year:	2018
Division:	Stormwater	Council Priority:	Infrastructure & Growth- Environmental Infrastr'r
Project Type:	Stormwater Construction	Regions:	1- 16 St North/35 Ave East
Fund:	Stormwater Construction	Location:	NE of City Limits
Project Manager:	Heather Seitz	Budget Unit #:	4120058580740000
Project Status:	Unfunded		

Description:

Complete a new floodplain analysis and delineation for both the floodplain and floodway for the Sandcreek drainage basin located through airport property which limits water flow.

Discussion of Progress:

This project was switched to perform the Poudre River Flood Mitigation Master Plan. This project is funded for 2016.

Justification:

The existing hydrology and floodplain analysis is dated and is based on 1970 USGS Quad Maps with 20 foot interval contours. The new study will be based on new aerial photography, new topography with 2 foot contour intervals. This will result in a state of the art analysis for the hydrology and hydraulics studies to produce much improved accuracy of floodplain mapping. This project will result in a flood map update for Sand Creek.

Revenue Detail:

No additional information

Impact on Operating Budget:

None

GL Account	Description	Total
Expense		
8206	Design Fees	210,000
Total Expense		\$210,000





Stormwater Replacement

Fund 413



2018 - 2022 Five Year Plan

413 - Stormwater Replacement

	2016 Actual	2017 Original Budget	2017 Revised Budget	2018	2019	2020	2021	2022	Total 2018 - 2022
Beginning Available Cash Balance	\$1,803,769	\$1,956,643	\$1,956,643	\$275,299	\$35,073	\$5,860	\$3,375	\$179,289	

Revenues

GL	Description	2016 Actual	2017 Original	2017	2018	2019	2020	2021	2022	2018-2022
5410	Stormwater Rates	1,031,650	-	920,569	1,227,781	1,333,183	1,446,731	1,564,874	1,688,559	7,261,128
56**	Investment Earnings	14,938	-	-	2,500	175	-	-	880	3,555
Total Revenue		\$1,046,589	-	\$920,569	\$1,230,281	\$1,333,358	\$1,446,731	\$1,564,874	\$1,689,439	\$7,264,683

Expenditures

Page	Project	Title	2016 Actual	2017 Original	2017	2018	2019	2020	2021	2022	2018 - 2022
	765.3	4th Ave & 31st St Box Culvert Replacement	28,003	-	924,912	-	-	-	-	-	-
	14134	Irrigation System Replacement - 27th Avenue Project	59,604	-	5,032	-	-	-	-	-	-
	413.01	Investment Charges	1,607	1,300	1,300	1,300	1,300	1,300	1,300	1,300	6,500
842	764	Detention Pond Maintenance Program	37,520	50,000	50,000	51,500	53,045	54,636	56,275	56,275	271,731
844	765	Other Drainage System Repairs (System Mains, Inlets, and Culverts)	213,120	400,000	425,418	680,000	527,360	543,181	559,477	562,755	2,872,773
848	766	Repairs to No. 3 Ditch	55,304	25,000	25,000	51,500	53,045	54,636	56,275	56,275	271,731
850	1020	Stormwater Equipment Replacement	362,001	118,817	423,183	250,407	266,587	320,392	204,456	193,696	1,235,538
852	413.10	Annual Neighborhood Improvements	108,752	-	237,068	206,000	212,180	218,545	225,102	225,102	1,086,929
854	413.08	Storm Sewer Inspection Program	27,803	40,000	40,000	41,200	42,436	43,709	45,020	45,020	217,385
	413.1702	College Green Pipe Replacement	-	450,000	450,000	-	-	-	-	-	-
856	413.09	Storm Sewer Routine Maintenance Program	-	20,000	20,000	20,600	21,218	21,855	22,510	22,510	108,693
858	413PW	Storm Drainage System Repairs	-	-	-	168,000	185,400	190,962	218,545	225,102	988,009
Total Expenditures			\$893,714	\$1,105,117	\$2,601,913	\$1,470,507	\$1,362,571	\$1,449,216	\$1,388,960	\$1,388,035	\$7,059,289

Ending Available Cash Balance	\$1,956,643	\$851,526	\$275,299	\$35,073	\$5,860	\$3,375	\$179,289	\$480,693
-------------------------------	-------------	-----------	-----------	----------	---------	---------	-----------	-----------

2018 - 2022 Five Year Plan Comparison to Previous Budget Year

413 - Stormwater Replacement

	2018 Original	2018	2019 Original	2019	2020 Original	2020	2021 Original	2021	2022 Original	2022	Total 2018 - 2022 Original	2018-2022
Beginning Available Cash Balance	\$275,299	\$275,299	\$156,283	\$35,073	\$156,283	\$5,860	\$156,283	\$3,375	\$156,283	\$179,289		

Revenues

GL	Description	2018 Original	2018	2019 Original	2019	2020 Original	2020	2021 Original	2021	2022 Original	2022	2018-2022 Original	2018-2022
5410	Stormwater Rates	1,248,101	1,227,781	1,096,524	1,333,183	942,384	1,446,731	974,024	1,564,874	-	1,688,559	4,261,033	7,261,128
56**	Investment Earnings	-	2,500	-	175	-	-	-	-	-	880	-	3,555
Total Revenue		\$1,248,101	\$1,230,281	\$1,096,524	\$1,333,358	\$942,384	\$1,446,731	\$974,024	\$1,564,874	-	\$1,689,439	\$4,261,033	\$7,264,683

Expenditures

Page	Project	Title	2018 Original	2018	2019 Original	2019	2020 Original	2020	2021 Original	2021	2022 Original	2022	2018-2022 Original	2018 - 2022
	413.01	Investment Charges	1,300	1,300	1,300	1,300	1,300	1,300	1,300	1,300	-	1,300	5,200	6,500
842	764	Detention Pond Maintenance Program	51,500	51,500	53,045	53,045	54,636	54,636	56,275	56,275	-	56,275	215,456	271,731
844	765	Other Drainage System Repairs (System Mains, Inlets, and Culverts)	412,000	680,000	424,360	527,360	437,091	543,181	450,204	559,477	-	562,755	1,723,655	2,872,773
848	766	Repairs to No. 3 Ditch	51,500	51,500	53,045	53,045	54,636	54,636	56,275	56,275	-	56,275	215,456	271,731
850	1020	Stormwater Equipment Replacement	333,017	250,407	288,940	266,587	110,612	320,392	117,338	204,456	-	193,696	849,907	1,235,538
852	413.10	Annual Neighborhood Improvements	206,000	206,000	212,180	212,180	218,545	218,545	225,102	225,102	-	225,102	861,827	1,086,929
854	413.08	Storm Sewer Inspection Program	41,200	41,200	42,436	42,436	43,709	43,709	45,020	45,020	-	45,020	172,365	217,385
	413.1702	College Green Pipe Replacement	250,000	-	-	-	-	-	-	-	-	-	250,000	-
856	413.09	Storm Sewer Routine Maintenance Program	20,600	20,600	21,218	21,218	21,855	21,855	22,510	22,510	-	22,510	86,183	108,693
858	413PW	Storm Drainage System Repairs	-	168,000	-	185,400	-	190,962	-	218,545	-	225,102	-	988,009
Total Expenditures			\$1,367,117	\$1,470,507	\$1,096,524	\$1,362,571	\$942,384	\$1,449,216	\$974,024	\$1,388,960	-	\$1,388,035	\$4,380,049	\$7,059,289

Ending Available Cash Balance	\$156,283	\$35,073	\$156,283	\$5,860	\$156,283	\$3,375	\$156,283	\$179,289	\$156,283	\$480,693		
-------------------------------	-----------	----------	-----------	---------	-----------	---------	-----------	-----------	-----------	-----------	--	--

Detention Pond Maintenance Program

Project Number:	764	Budget Year:	2018
Division:	Stormwater	Council Priority:	Infrastructure & Growth- Environmental Infrast'r
Project Type:	Stormwater Repair/Replacement	Regions:	0 - Multiple Wards
Fund:	Stormwater Replacement	Location:	City wide
Project Manager:	Jerry Pickett	Budget Unit #:	4130058558780000
Project Status:	Funded		

Description:

This work involves regular maintenance to the 80 city owned detention ponds at various locations around the city. The majority of the work is completed by the Streets Division and the remainder is performed by contractors.

Discussion of Progress:

No additional information

Justification:

Repair or replacement and general maintenance is regularly needed at detention facilities. Capital improvements are sometimes required to bring the facilities up to current design standards or remedy dangerous conditions.

Maintenance of stormwater infrastructure is a part of sound public infrastructure management and is essential to maintain the stormwater carrying capacity and structural integrity of the storm sewer system. Once the structural integrity of a storm sewer facility is compromised, it presents a real hazard to the life-and-limb of the residents of Greeley.

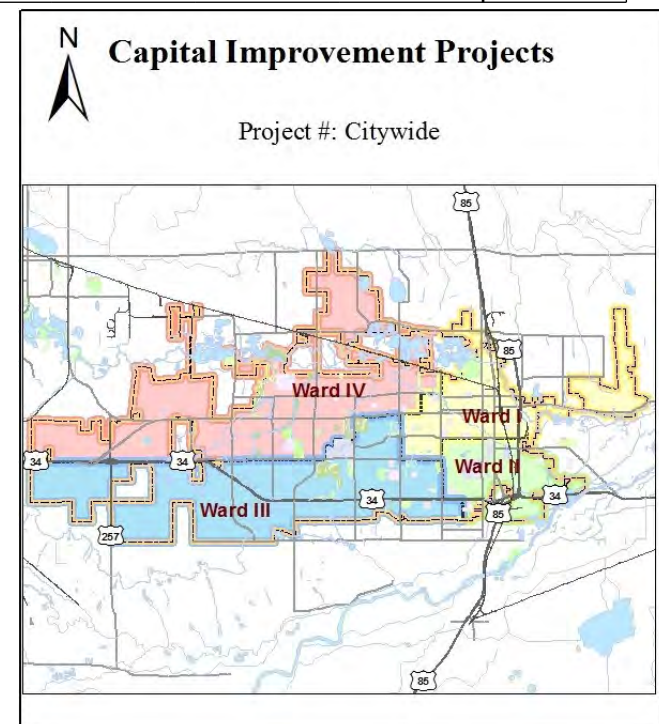
Revenue Detail:

No additional information

Impact on Operating Budget:

None

GL Account	Description	Previous 3		2017 Revised	2018	2019	2020	2021	2022	Grand Total
		Years	2016 Actual	Budget						
Revenue										
	Fund Balance	148,174	37,520	-	-	-	-	-	-	185,695
5410	Stormwater Rates	-	-	50,000	51,500	53,045	54,636	56,275	56,275	321,731
Total Revenue		\$148,174	\$37,520	\$50,000	\$51,500	\$53,045	\$54,636	\$56,275	\$56,275	\$507,426
Expense										
8203	Construction - City Depts	-	-	12,567	-	-	-	-	-	12,567
8224	Operating Supplies	1,479	3,877	-	-	-	-	-	-	5,356
8229	Professional Services	3,168	231	-	-	-	-	-	-	3,398
8232	Project Management	141,129	30,112	-	-	-	-	-	-	171,242
8234	Repair/Maintenance Supplies	2,398	3,300	37,433	51,500	53,045	54,636	56,275	56,275	314,863
Total Expense		\$148,174	\$37,520	\$50,000	\$51,500	\$53,045	\$54,636	\$56,275	\$56,275	\$507,426
Net Total		-	-	-	-	-	-	-	-	-



Other Drainage System Repairs (System Mains, Inlets, and Culverts)

Project Number:	765	Budget Year:	2018
Division:	Stormwater	Council Priority:	Infrastructure & Growth- Environmental Infrastr'r
Project Type:	Stormwater Repair/Replacement	Regions:	0 - Multiple Wards
Fund:	Stormwater Replacement	Location:	Citywide
Project Manager:	Eric Weis	Budget Unit #:	4130058558760000
Project Status:	Funded		

Description:

This program consists of miscellaneous repairs of stormwater piping, inlets and manholes throughout the City of Greeley.

In 2017 this project consists of the following sub-projects:

- Storm Drainage System Repairs (SDSR - Support to Keep Greeley Moving)
- Trenchless Repairs (No-dig pipeline repairs)
- 9th Avenue and 6th Street Drainage (Repair and replacement of intersection drainage infrastructure)
- 16th Street Repairs (Repair and replacement of storm drainage infrastructure along 16th St. between 35th and 47th Avenues)
- Storm Drainage Damage Repairs (Repair of drainage infrastructure damaged in flooding events or by traffic accidents)

Discussion of Progress:

The various sub-projects are in various stages of design. The first portion of SDSR is scheduled for construction in April of 2017.

Justification:

Many older drainage systems are too small to convey adequate quantities of storm water. Many of the older drainage facilities are worn out or no longer meet current design standards. These facilities are currently being replaced as a part of an urgent or emergency repair project or on an ongoing basis through the use of the funds appropriated for this program.

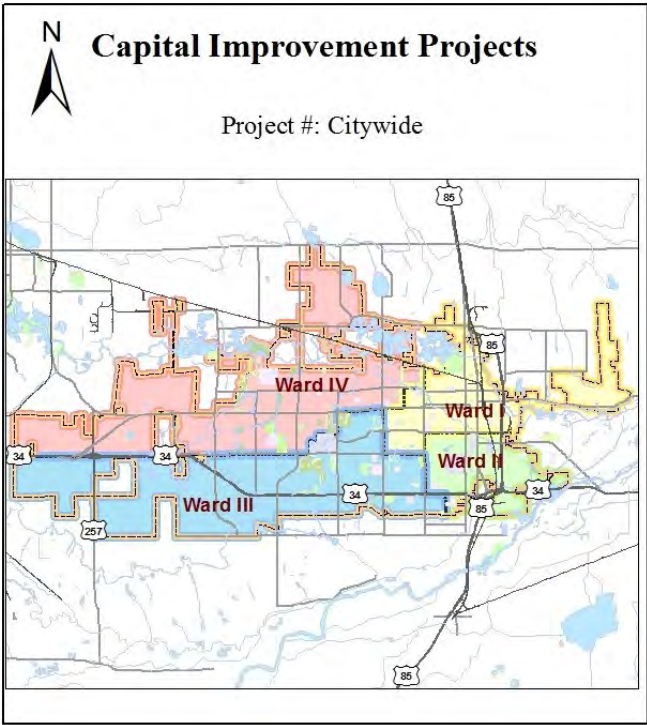
Revenue Detail:

No additional information

Impact on Operating Budget:

None

GL Account	Description	Previous 3 Years	2016 Actual	2017 Revised Budget	2018	2019	2020	2021	2022	Grand Total
Revenue										
	Fund Balance	881,390	213,120	25,418	-	-	-	-	-	1,119,929
5410	Stormwater Rates	-	-	400,000	680,000	527,360	543,181	559,477	562,755	3,272,773
Total Revenue		\$881,390	\$213,120	\$425,418	\$680,000	\$527,360	\$543,181	\$559,477	\$562,755	\$4,392,702
Expense										
8202	Construction	484,971	106,685	400,418	641,900	489,260	505,081	521,377	524,655	3,674,347
8206	Design Fees	8,781	-	-	-	-	-	-	-	8,781
8208	Furniture, Fixtures & Equipment	975	-	-	-	-	-	-	-	975
8214	Legal Publications	140	-	-	-	-	-	-	-	140
8216	Miscellaneous	61	-	-	-	-	-	-	-	61
8224	Operating Supplies	839	29	-	-	-	-	-	-	868
8226	Permits, Fees, Etc	3,495	204	-	-	-	-	-	-	3,699
8228	Printing, Copying	-	-	100	100	100	100	100	100	600
8229	Professional Services	4,333	39,970	-	-	-	-	-	-	44,302
8232	Project Management	256,803	63,046	15,000	20,000	20,000	20,000	20,000	20,000	434,849
8234	Repair/Maintenance Supplies	85,982	2,890	5,400	10,000	10,000	10,000	10,000	10,000	144,272
8240	Testing And Inspection	31,861	296	4,500	8,000	8,000	8,000	8,000	8,000	76,657
8242	Utility Services	3,150	-	-	-	-	-	-	-	3,150
Total Expense		\$881,390	\$213,120	\$425,418	\$680,000	\$527,360	\$543,181	\$559,477	\$562,755	\$4,392,702
Net Total		-	-	-	-	-	-	-	-	-





Repairs to No. 3 Ditch

Project Number:	766	Budget Year:	2018
Division:	Stormwater	Council Priority:	Infrastructure & Growth- Environmental Infrastr'r
Project Type:	Stormwater Repair/Replacement	Regions:	5- Outside City
Fund:	Stormwater Replacement	Location:	#3 Ditch
Project Manager:	Jerry Pickett	Budget Unit #:	4130058558740000
Project Status:	Funded		

Description:

Improve the No. 3 Irrigation Ditch channel from 35th Avenue to 1st Avenue, which is the city's responsibility per agreement with the ditch company. The channel slopes are in poor condition at many locations. These improvements will re-shape the ditch banks and line them with stacked concrete riprap and will include the removal of unwanted debris or vegetation that may restrict flow or jeopardize ditch bank. The construction improvements are being completed by the City's Public Works Streets Division.

Discussion of Progress:

No additional information

Justification:

Structural improvements to the ditch are needed to ensure long-term safety and stability while facilitating routine maintenance.

Routine maintenance activities are essential to ensuring the carrying capacity, safety, and structural stability of the ditch and surrounding infrastructure.

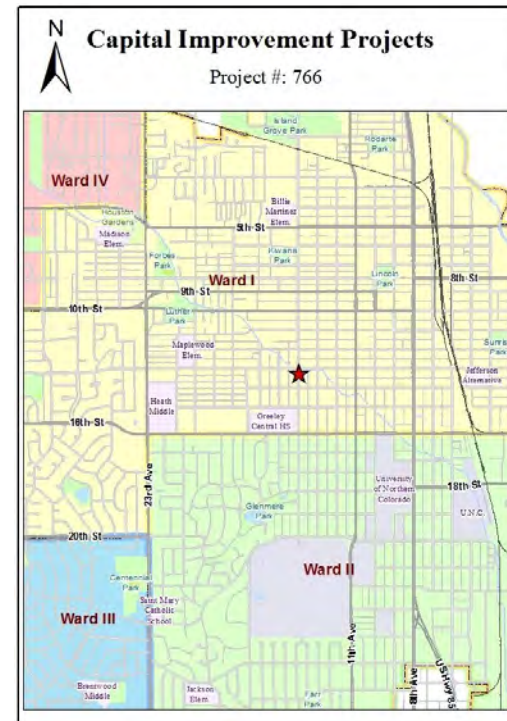
Revenue Detail:

No additional information

Impact on Operating Budget:

None

GL Account	Description	Previous 3 Years	2016 Actual	2017 Revised Budget	2018	2019	2020	2021	2022	Grand Total
Revenue										
	Fund Balance	137,286	55,304	-	-	-	-	-	-	192,589
4724	Expense Reimbursement	15,000	-	-	-	-	-	-	-	15,000
5410	Stormwater Rates	-	-	25,000	51,500	53,045	54,636	56,275	56,275	296,731
Total Revenue		\$152,286	\$55,304	\$25,000	\$51,500	\$53,045	\$54,636	\$56,275	\$56,275	\$504,320
Expense										
8203	Construction - City Depts	-	-	17,000	43,500	45,045	46,636	48,275	48,275	248,731
8208	Furniture, Fixtures & Equipment	400	-	-	-	-	-	-	-	400
8224	Operating Supplies	1,704	348	-	-	-	-	-	-	2,052
8232	Project Management	143,169	54,099	-	-	-	-	-	-	197,269
8234	Repair/Maintenance Supplies	5,512	856	8,000	8,000	8,000	8,000	8,000	8,000	54,368
8244	Capital Equipment >\$5,000	1,500	-	-	-	-	-	-	-	1,500
Total Expense		\$152,286	\$55,304	\$25,000	\$51,500	\$53,045	\$54,636	\$56,275	\$56,275	\$504,320
Net Total		-	-	-	-	-	-	-	-	-



Stormwater Equipment Replacement

Project Number:	1020	Budget Year:	2018
Division:	Stormwater Capital Improv	Council Priority:	Infrastructure & Growth- Public Facilities & Equip
Project Type:	Stormwater Repair/Replacement	Regions:	0 - Multiple Wards
Fund:	Stormwater Replacement	Location:	Citywide
Project Manager:	Eric Weis	Budget Unit #:	4130058558800000
Project Status:	Funded		

Description:

Replacement schedule is as follows:

2017 - 2013 Frietliner Broom Bear Sweeper for \$118,817

2018 - 2002 Ford F150 1/2T 4X4 for \$38,532

2018 - 2003 Ford F150 1/2T 4X4 for \$37,156

2018 - 2015 Frietliner Broom Bear Sweepers for \$257,329

2019 - 2015 Scwarze M6 Sweeper for \$288,940

2020 - 2013 John Deere 410K Backhoe Loader for \$110,612

2021 - 2014 John Deere 410K Backhoe Loader for \$117,338

Discussion of Progress:

The purchase of the Vac Truck has been completed and the vehicle is currently in service with the City.

The purchase order for the replacement tandem dump truck has been executed and the truck is in production by the vendor. Delivery is expected in January 2017.

Justification:

These items of equipment are required to maintain City streets, repair stormwater utility piping and inlets and is used to meet the requirements of the City stormwater discharge permit.

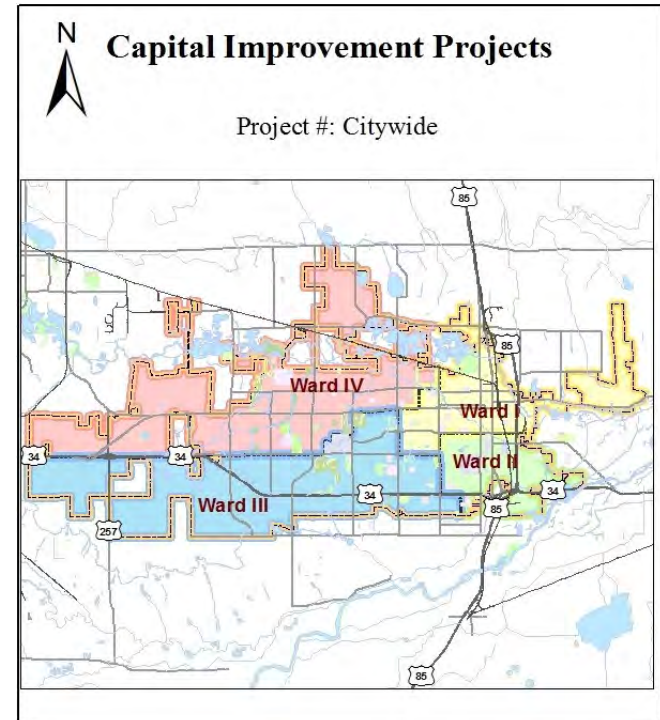
Revenue Detail:

No additional information

Impact on Operating Budget:

None

GL Account	Description	Previous 3 Years	2016 Actual	2017 Revised Budget	2018	2019	2020	2021	2022	Grand Total
Revenue										
	Fund Balance	471,199	362,001	304,366	-	-	-	-	-	1,137,566
5410	Stormwater Rates	-	-	118,817	250,407	266,587	320,392	204,456	193,696	1,354,355
5801	Sales Of Fixed Assets	46,000	-	-	-	-	-	-	-	46,000
Total Revenue		\$517,199	\$362,001	\$423,183	\$250,407	\$266,587	\$320,392	\$204,456	\$193,696	\$2,537,921
Expense										
8142	Construction and Maintenance	517,199	362,001	423,183	250,407	266,587	320,392	182,003	193,696	2,515,468
8144	Transportation/Vehicles	-	-	-	-	-	-	22,453	-	22,453
Total Expense		\$517,199	\$362,001	\$423,183	\$250,407	\$266,587	\$320,392	\$204,456	\$193,696	\$2,537,921
Net Total		-	-	-	-	-	-	-	-	-



Annual Neighborhood Improvements

Project Number:	413.10	Budget Year:	2018
Division:	Stormwater Capital Improv	Council Priority:	Infrastructure & Growth- Environmental Infrast'r
Project Type:	Stormwater Repair/Replacement	Regions:	0 - Multiple Wards
Fund:	Stormwater Replacement	Location:	Citywide
Project Manager:	Eric Weis	Budget Unit #:	4130058580750000
Project Status:	Funded		

Description:

Discussion of Progress:

No additional information

Justification:

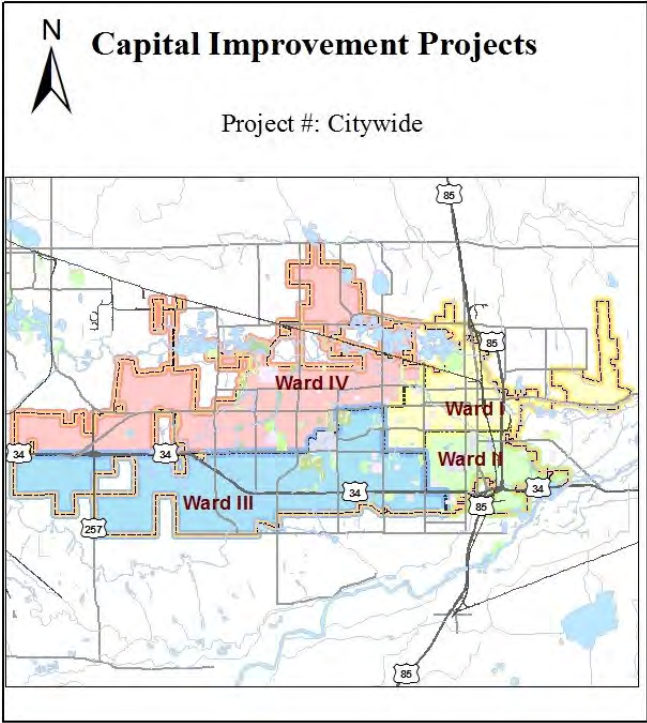
Revenue Detail:

Funds for these projects come from Stormwater Utility revenues.

Impact on Operating Budget:

This project is an annual program that does not affect the Stormwater operating budget.

GL Account	Description	Previous 3 Years	2016 Actual	2017 Revised Budget	2018	2019	2020	2021	2022	Grand Total
Revenue										
	Fund Balance	-	108,752	237,068	-	-	-	-	-	345,820
5410	Stormwater Rates	-	-	-	206,000	212,180	218,545	225,102	225,102	1,086,929
Total Revenue		-	\$108,752	\$237,068	\$206,000	\$212,180	\$218,545	\$225,102	\$225,102	\$1,432,749
Expense										
8202	Construction	-	-	200,968	191,000	197,180	203,545	210,102	210,102	1,212,897
8206	Design Fees	-	95,571	1,000	-	-	-	-	-	96,571
8214	Legal Publications	-	78	100	-	-	-	-	-	178
8226	Permits, Fees, Etc	-	1,315	-	-	-	-	-	-	1,315
8232	Project Management	-	11,789	35,000	15,000	15,000	15,000	15,000	15,000	121,789
Total Expense		-	\$108,752	\$237,068	\$206,000	\$212,180	\$218,545	\$225,102	\$225,102	\$1,432,749
Net Total		-	-	-	-	-	-	-	-	-



Storm Sewer Inspection Program

Project Number:	413.08	Budget Year:	2018
Division:	Stormwater	Council Priority:	Infrastructure & Growth- Environmental Infrast'r
Project Type:	Stormwater Repair/Replacement	Regions:	0 - Multiple Wards
Fund:	Stormwater Replacement	Location:	Citywide
Project Manager:	Eric Weis	Budget Unit #:	4130058580760000
Project Status:	Funded		

Description:

This project consists of the inspection and assessment of the City's storm sewer system with a remote controlled robot camera. This supports all other City projects including the Pavement Overlay Program and allows us to determine condition of the storm drainage infrastructure and plan future repair needs. This program is done by the Water and Sewer Department in conjunction with their inspection program.

Discussion of Progress:

No additional information

Justification:

The Storm Sewer Inspection Program separates the inspection and assessment tasks from "Other Drainage System Repairs" (System Mains, Culverts & Inlets) in order to better account for expenditures and better assess the condition of the overall stormwater system.

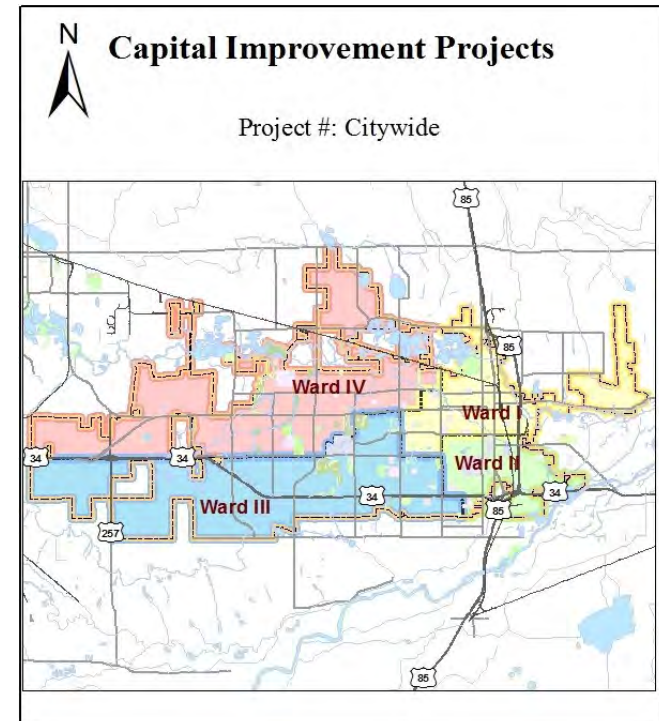
Revenue Detail:

No additional information

Impact on Operating Budget:

None

GL Account	Description	Previous 3 Years	2016 Actual	2017 Revised Budget	2018	2019	2020	2021	2022	Grand Total
Revenue										
	Fund Balance	-	27,803	-	-	-	-	-	-	27,803
5410	Stormwater Rates	-	-	40,000	41,200	42,436	43,709	45,020	45,020	257,385
Total Revenue		-	\$27,803	\$40,000	\$41,200	\$42,436	\$43,709	\$45,020	\$45,020	\$285,188
Expense										
8202	Construction	-	4,496	40,000	41,200	42,436	43,709	45,020	45,020	261,881
8232	Project Management	-	19,830	-	-	-	-	-	-	19,830
8240	Testing And Inspection	-	3,477	-	-	-	-	-	-	3,477
Total Expense		-	\$27,803	\$40,000	\$41,200	\$42,436	\$43,709	\$45,020	\$45,020	\$285,188
Net Total		-	-	-	-	-	-	-	-	-



Storm Sewer Routine Maintenance Program

Project Number:	413.09	Budget Year:	2018
Division:	Stormwater	Council Priority:	Infrastructure & Growth- Environmental Infrastr'r
Project Type:	Stormwater Repair/Replacement	Regions:	0 - Multiple Wards
Fund:	Stormwater Replacement	Location:	Citywide
Project Manager:	Linda Hood	Budget Unit #:	4130058580770000
Project Status:	Funded		

Description:

This project consists of the cleaning, debris removal, and minor maintenance of the City's storm sewer system. This program works in tandem with the Storm Sewer Inspection Program.

Discussion of Progress:

No additional information

Justification:

The Storm Sewer Routine Maintenance Program separates the routine maintenance tasks such as cleaning and minor repairs from "Other Drainage System Repairs (System Mains, Culverts & Inlets)" in order to better account for expenditures and better plan the routine maintenance activities on the City's storm sewer system.

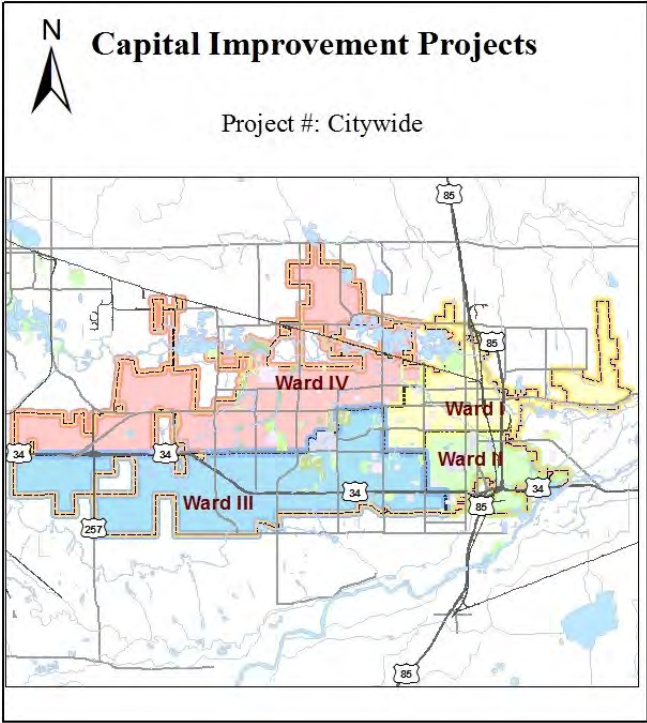
Revenue Detail:

No additional information

Impact on Operating Budget:

None

GL Account	Description	Previous 3 Years	2016 Actual	2017 Revised Budget	2018	2019	2020	2021	2022	Grand Total
Revenue										
5410	Stormwater Rates	-	-	20,000	20,600	21,218	21,855	22,510	22,510	128,693
Total Revenue		-	-	\$20,000	\$20,600	\$21,218	\$21,855	\$22,510	\$22,510	\$128,693
Expense										
8202	Construction	-	-	20,000	20,600	21,218	21,855	22,510	22,510	128,693
Total Expense		-	-	\$20,000	\$20,600	\$21,218	\$21,855	\$22,510	\$22,510	\$128,693
Net Total		-	-	-	-	-	-	-	-	-



Storm Drainage System Repairs

Project Number:	413PW	Budget Year:	2018
Division:	Stormwater Capital Improv	Council Priority:	Infrastructure & Growth- Environmental Infrast'r
Project Type:	Stormwater Repair/Replacement	Regions:	0 - Multiple Wards
Fund:	Stormwater Replacement	Location:	Citywide
Project Manager:	Heather Seitz	Budget Unit #:	Unassigned
Project Status:	Funded		

Description:

This project consists of miscellaneous repairs of stormwater piping, inlets and manholes in various neighborhoods in Greeley in support of the Keep Greeley Moving initiative.

Specific repairs cannot be listed at this time; they are found through the ongoing storm sewer inspection program. Defects that are found are evaluated and prioritized for repair. Construction is funded either through this program or through a named capital project.

Discussion of Progress:

Not started.

Justification:

The City has dilapidated and undersized storm sewer infrastructure in many of the areas affected by Keep Greeley Moving. This project will fund repairs that specifically target these needs.

Replacement of the existing system components with new components will help protect the residents and property owners in the City from frequent floods and possible structural failures of aging pipe and manholes.

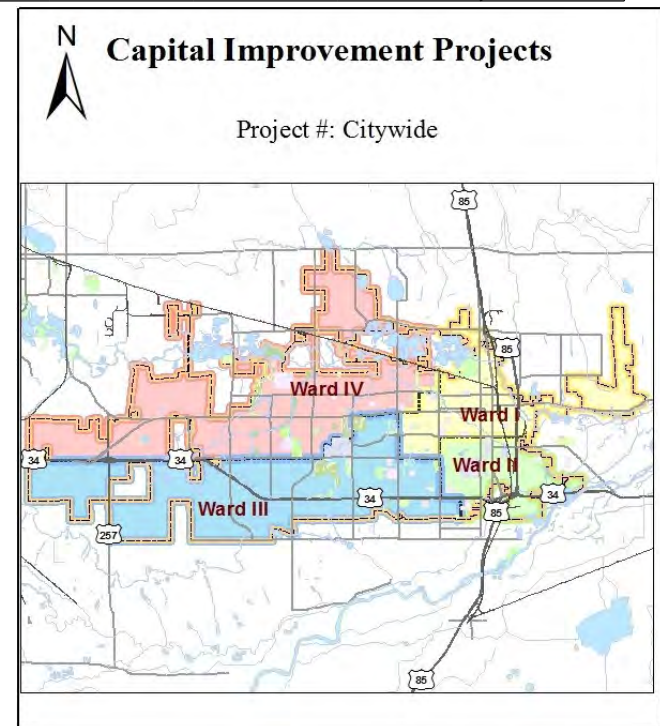
Revenue Detail:

No additional information

Impact on Operating Budget:

None

GL Account	Description	Previous 3		2017 Revised	2018	2019	2020	2021	2022	Grand Total
		Years	2016 Actual	Budget						
Revenue										
5410	Stormwater Rates	-	-	-	168,000	185,400	190,962	218,545	225,102	988,009
Total Revenue		-	-	-	\$168,000	\$185,400	\$190,962	\$218,545	\$225,102	\$988,009
Expense										
8202	Construction	-	-	-	160,000	175,400	178,962	205,045	210,102	929,509
8232	Project Management	-	-	-	8,000	10,000	12,000	13,500	15,000	58,500
Total Expense		-	-	-	\$168,000	\$185,400	\$190,962	\$218,545	\$225,102	\$988,009
Net Total		-	-	-	-	-	-	-	-	-







City Council Members

Mayor Tom Norton

Ward I: Rochelle Galindo

Ward II:

Ward III: John Gates

Ward IV: Michael Finn

At Large: Sandi Elder

At Large: Robb Casseday

FINANCE DEPARTMENT | 1000 10TH STREET | GREELEY CO 80631

970-350-9731 | www.greeleygov.com

PREPARED BY:

ROBERT MILLER, BUDGET & COMPLIANCE MANAGER

JOSE GUTIERREZ, FINANCIAL ANALYST

861